

Appendix C

Ramp Turning Movement Counts

EXIT 16, WEST SIDE



Lee Engineering, LLC
 Phoenix, Arizona - Dallas, Texas
 Oklahoma City, Oklahoma - San Antonio, Texas
 Albuquerque, New Mexico, United States 87113
 5053380988 pbarricklow@lee-eng.com

Count Name: NM320.01 I-40 Phase A
 Site Code:
 Start Date: 08/10/2022
 Page No: 1

Turning Movement Data

Start Time	Hwy 66 Westbound						Hwy 66 Eastbound						I40 off ramp Southbound						I40 on ramp Northbound						Int. Total
	U-Turn	Left	Thru	Right	Peds	App. Total	U-Turn	Left	Thru	Right	Peds	App. Total	U-Turn	Left	Thru	Right	Peds	App. Total	U-Turn	Left	Thru	Right	Peds	App. Total	
12:00 AM	0	2	22	0	0	24	0	0	24	9	0	33	0	1	0	15	0	16	0	0	0	0	0	0	73
12:15 AM	1	1	19	0	0	21	0	0	20	3	0	23	0	4	0	10	0	14	0	0	0	0	0	0	58
12:30 AM	0	1	18	0	0	19	0	0	15	5	0	20	0	1	0	9	0	10	0	0	0	0	0	0	49
12:45 AM	0	1	14	0	0	15	0	0	11	7	0	18	0	1	0	9	0	10	0	0	0	0	0	0	43
Hourly Total	1	5	73	0	0	79	0	0	70	24	0	94	0	7	0	43	0	50	0	0	0	0	0	0	223
1:00 AM	0	1	22	0	0	23	0	0	11	4	0	15	0	1	0	8	0	9	0	0	0	0	0	0	47
1:15 AM	0	0	14	0	0	14	0	0	20	6	0	26	0	2	0	16	0	18	0	0	0	0	0	0	58
1:30 AM	0	1	18	0	0	19	0	0	10	5	0	15	0	1	0	4	0	5	0	0	0	0	1	0	39
1:45 AM	0	3	13	0	0	16	0	0	14	4	0	18	0	1	0	6	0	7	0	0	0	0	0	0	41
Hourly Total	0	5	67	0	0	72	0	0	55	19	0	74	0	5	0	34	0	39	0	0	0	0	1	0	185
2:00 AM	0	0	17	0	0	17	0	0	15	3	0	18	0	3	0	6	0	9	0	0	0	0	0	0	44
2:15 AM	0	1	12	0	0	13	0	0	7	7	0	14	0	1	1	13	0	15	0	0	0	0	0	0	42
2:30 AM	0	1	20	0	0	21	0	0	12	2	0	14	0	2	0	8	0	10	0	0	0	0	0	0	45
2:45 AM	0	0	13	0	0	13	0	0	18	6	0	24	0	3	0	8	0	11	0	0	0	0	0	0	48
Hourly Total	0	2	62	0	0	64	0	0	52	18	0	70	0	9	1	35	0	45	0	0	0	0	0	0	179
3:00 AM	0	1	9	0	0	10	0	0	12	8	0	20	0	0	0	15	0	15	0	0	0	0	0	0	45
3:15 AM	0	0	4	0	0	4	0	0	16	7	0	23	0	1	0	8	0	9	0	0	0	0	0	0	36
3:30 AM	0	1	11	0	0	12	0	0	11	9	0	20	0	1	0	4	0	5	0	0	0	0	0	0	37
3:45 AM	0	1	15	0	0	16	0	0	15	11	0	26	0	1	1	5	0	7	0	0	0	0	0	0	49
Hourly Total	0	3	39	0	0	42	0	0	54	35	0	89	0	3	1	32	0	36	0	0	0	0	0	0	167
4:00 AM	0	0	12	0	0	12	0	0	16	7	0	23	0	2	0	7	0	9	0	0	0	0	0	0	44
4:15 AM	0	1	15	0	0	16	0	0	14	4	0	18	0	0	0	10	0	10	0	0	0	0	0	0	44
4:30 AM	0	1	15	0	0	16	0	0	22	7	0	29	0	2	0	9	0	11	0	0	0	0	0	0	56
4:45 AM	0	3	13	0	0	16	0	0	23	7	0	30	0	1	0	14	0	15	0	0	0	0	0	0	61
Hourly Total	0	5	55	0	0	60	0	0	75	25	0	100	0	5	0	40	0	45	0	0	0	0	0	0	205
5:00 AM	0	3	18	0	0	21	1	0	26	6	0	33	0	1	0	6	0	7	0	0	0	0	0	0	61
5:15 AM	0	1	6	0	0	7	0	0	13	9	0	22	0	0	0	5	0	5	0	0	0	0	0	0	34
5:30 AM	0	0	15	0	0	15	0	0	24	8	0	32	0	0	0	13	0	13	0	0	0	0	0	0	60
5:45 AM	0	1	14	0	0	15	0	0	37	8	0	45	0	3	0	12	0	15	0	0	0	0	0	0	75
Hourly Total	0	5	53	0	0	58	1	0	100	31	0	132	0	4	0	36	0	40	0	0	0	0	0	0	230
6:00 AM	0	3	19	0	0	22	0	0	32	5	0	37	0	3	0	11	0	14	0	0	0	0	0	0	73
6:15 AM	0	2	18	0	0	20	1	0	40	14	0	55	0	1	0	12	0	13	0	0	0	0	0	0	88
6:30 AM	0	3	13	0	0	16	0	0	47	11	0	58	0	3	0	22	1	25	0	0	0	0	0	0	99
6:45 AM	0	2	22	0	0	24	0	0	79	8	0	87	0	6	0	18	0	24	0	0	0	0	0	0	135
Hourly Total	0	10	72	0	0	82	1	0	198	38	0	237	0	13	0	63	1	76	0	0	0	0	0	0	395

EXIT 16, WEST SIDE

7:00 AM	0	3	29	0	0	32	0	0	68	21	0	89	0	5	0	16	0	21	0	0	0	0	0	142
7:15 AM	0	6	32	0	0	38	0	0	81	11	0	92	0	9	0	26	0	35	0	0	0	0	0	165
7:30 AM	0	0	38	0	0	38	0	0	112	13	0	125	0	18	0	21	0	39	0	0	0	0	0	202
7:45 AM	0	4	41	0	0	45	0	0	113	12	0	125	0	14	0	19	0	33	0	0	0	0	0	203
Hourly Total	0	13	140	0	0	153	0	0	374	57	0	431	0	46	0	82	0	128	0	0	0	0	0	712
8:00 AM	0	9	39	0	0	48	0	0	80	9	0	89	0	7	1	31	0	39	0	0	0	0	0	176
8:15 AM	0	10	36	0	0	46	0	0	84	16	0	100	0	6	0	22	0	28	0	0	0	0	0	174
8:30 AM	0	7	55	0	0	62	0	0	84	12	0	96	0	3	0	21	0	24	0	0	0	0	0	182
8:45 AM	0	3	32	0	0	35	0	0	105	16	0	121	0	6	0	47	0	53	0	0	0	0	0	209
Hourly Total	0	29	162	0	0	191	0	0	353	53	0	406	0	22	1	121	0	144	0	0	0	0	0	741
9:00 AM	0	13	37	0	0	50	0	0	71	23	0	94	0	7	1	27	1	35	0	0	0	0	0	179
9:15 AM	0	2	38	0	0	40	0	0	91	20	0	111	0	2	0	50	0	52	0	0	0	0	0	203
9:30 AM	0	10	53	0	0	63	0	0	88	13	0	101	0	10	0	29	0	39	0	0	0	0	0	203
9:45 AM	0	1	48	0	0	49	0	0	87	15	0	102	0	11	0	36	0	47	0	0	0	0	0	198
Hourly Total	0	26	176	0	0	202	0	0	337	71	0	408	0	30	1	142	1	173	0	0	0	0	0	783
10:00 AM	0	5	49	0	0	54	0	0	92	25	0	117	0	6	0	27	0	33	0	0	0	0	0	204
10:15 AM	0	12	56	0	0	68	0	0	90	18	0	108	0	10	0	48	0	58	0	0	0	0	0	234
10:30 AM	0	5	48	0	0	53	0	0	102	23	0	125	0	7	0	40	0	47	0	0	0	0	0	225
10:45 AM	0	4	60	0	0	64	0	1	70	19	0	90	0	4	0	26	1	30	0	0	0	0	0	184
Hourly Total	0	26	213	0	0	239	0	1	354	85	0	440	0	27	0	141	1	168	0	0	0	0	0	847
11:00 AM	0	5	57	0	0	62	0	0	86	28	0	114	0	8	1	43	1	52	0	0	0	0	0	228
11:15 AM	0	3	64	0	0	67	0	0	85	25	0	110	0	9	0	41	0	50	0	0	0	0	0	227
11:30 AM	0	8	60	0	0	68	0	0	97	22	0	119	0	9	0	48	0	57	0	0	0	0	0	244
11:45 AM	0	6	54	0	0	60	0	0	108	18	0	126	0	7	0	50	0	57	0	0	0	0	0	243
Hourly Total	0	22	235	0	0	257	0	0	376	93	0	469	0	33	1	182	1	216	0	0	0	0	0	942
12:00 PM	0	10	75	0	0	85	0	0	127	17	0	144	0	12	0	46	0	58	0	0	0	0	0	287
12:15 PM	0	4	81	0	0	85	0	0	99	17	0	116	0	16	0	46	0	62	0	0	0	0	0	263
12:30 PM	0	7	116	0	0	123	0	0	109	15	0	124	0	13	0	40	0	53	0	0	0	0	0	300
12:45 PM	0	12	117	1	0	130	0	0	103	18	0	121	0	11	0	41	0	52	0	0	0	0	0	303
Hourly Total	0	33	389	1	0	423	0	0	438	67	0	505	0	52	0	173	0	225	0	0	0	0	0	1153
1:00 PM	0	9	72	0	0	81	0	0	114	18	0	132	0	8	0	42	0	50	0	0	0	0	0	263
1:15 PM	0	8	79	0	0	87	0	0	125	25	0	150	0	14	0	45	0	59	0	0	0	0	0	296
1:30 PM	0	7	69	0	0	76	0	0	97	20	0	117	0	12	0	38	0	50	0	0	0	0	0	243
1:45 PM	0	13	80	0	0	93	0	0	117	18	0	135	0	7	0	46	0	53	0	0	0	0	0	281
Hourly Total	0	37	300	0	0	337	0	0	453	81	0	534	0	41	0	171	0	212	0	0	0	0	0	1083
2:00 PM	0	7	86	0	0	93	0	0	103	17	0	120	0	11	0	49	0	60	0	0	0	0	0	273
2:15 PM	0	11	88	0	0	99	0	0	137	16	0	153	0	18	0	42	0	60	0	0	0	0	0	312
2:30 PM	0	9	85	0	0	94	0	0	106	14	0	120	0	14	0	37	0	51	0	0	0	0	0	265
2:45 PM	0	12	81	0	0	93	0	0	121	12	0	133	0	25	0	64	0	89	0	0	0	0	0	315
Hourly Total	0	39	340	0	0	379	0	0	467	59	0	526	0	68	0	192	0	260	0	0	0	0	0	1165
3:00 PM	0	10	82	0	0	92	0	0	113	19	1	132	0	16	0	37	1	53	0	0	0	0	0	277
3:15 PM	0	12	64	0	0	76	0	0	87	23	0	110	0	14	0	48	0	62	0	0	0	0	0	248
3:30 PM	0	7	80	0	0	87	0	0	99	18	0	117	0	17	0	45	0	62	0	0	0	0	0	266
3:45 PM	0	12	100	0	0	112	0	0	123	20	0	143	0	21	0	55	0	76	0	0	0	0	0	331
Hourly Total	0	41	326	0	0	367	0	0	422	80	1	502	0	68	0	185	1	253	0	0	0	0	0	1122
4:00 PM	0	8	103	0	0	111	0	0	114	14	0	128	0	22	0	64	0	86	0	0	0	0	0	325
4:15 PM	0	13	106	0	0	119	0	0	110	25	0	135	0	10	0	53	0	63	0	0	0	0	0	317
4:30 PM	0	15	96	0	0	111	0	0	103	13	0	116	0	21	1	54	0	76	0	0	0	0	0	303
4:45 PM	0	11	113	0	0	124	0	0	148	24	0	172	0	19	0	46	0	65	0	0	0	0	0	361
Hourly Total	0	47	418	0	0	465	0	0	475	76	0	551	0	72	1	217	0	290	0	0	0	0	0	1306
5:00 PM	0	13	109	0	0	122	0	0	114	19	0	133	0	13	0	70	0	83	0	0	0	0	0	338
5:15 PM	0	13	117	0	0	130	0	0	106	20	0	126	0	16	0	62	0	78	0	0	0	0	0	334

EXIT 16, WEST SIDE

5:30 PM	0	17	101	0	0	118	0	0	117	19	0	136	0	15	0	60	0	75	0	0	0	0	0	0	329
5:45 PM	0	5	83	0	0	88	0	0	119	18	0	137	0	12	0	46	0	58	0	0	0	0	0	0	283
Hourly Total	0	48	410	0	0	458	0	0	456	76	0	532	0	56	0	238	0	294	0	0	0	0	0	0	1284
6:00 PM	0	16	95	0	0	111	0	0	94	13	0	107	0	12	0	58	0	70	0	0	0	0	0	0	288
6:15 PM	0	10	90	0	0	100	0	0	101	12	0	113	0	15	0	45	0	60	0	0	0	0	0	0	273
6:30 PM	0	13	70	0	0	83	0	0	105	22	0	127	0	20	0	59	0	79	0	0	0	0	0	0	289
6:45 PM	0	7	91	0	0	98	0	0	81	15	0	96	0	15	0	37	0	52	0	0	0	0	0	0	246
Hourly Total	0	46	346	0	0	392	0	0	381	62	0	443	0	62	0	199	0	261	0	0	0	0	0	0	1096
7:00 PM	0	9	82	0	0	91	0	0	78	20	0	98	0	15	0	33	0	48	0	0	0	0	0	0	237
7:15 PM	0	10	78	0	0	88	0	0	66	15	0	81	0	11	0	45	0	56	0	0	0	0	0	0	225
7:30 PM	0	5	74	0	0	79	0	0	76	17	0	93	0	13	0	27	0	40	0	0	0	0	0	0	212
7:45 PM	0	9	60	0	0	69	0	0	80	12	0	92	0	17	0	40	0	57	0	0	0	0	0	0	218
Hourly Total	0	33	294	0	0	327	0	0	300	64	0	364	0	56	0	145	0	201	0	0	0	0	0	0	892
8:00 PM	1	6	78	0	0	85	0	0	59	7	0	66	0	6	1	34	0	41	0	0	0	0	0	0	192
8:15 PM	0	5	74	0	0	79	0	0	65	13	0	78	0	14	1	37	0	52	0	0	0	0	0	0	209
8:30 PM	0	6	64	0	0	70	0	0	66	12	0	78	0	11	1	27	0	39	0	0	0	0	1	0	187
8:45 PM	0	4	55	0	0	59	0	0	71	9	0	80	0	10	0	29	0	39	0	0	0	0	0	0	178
Hourly Total	1	21	271	0	0	293	0	0	261	41	0	302	0	41	3	127	0	171	0	0	0	0	1	0	766
9:00 PM	0	3	51	0	0	54	0	0	48	12	0	60	0	18	1	34	0	53	0	0	0	0	0	0	167
9:15 PM	0	7	35	0	0	42	0	0	56	16	0	72	0	9	0	43	0	52	0	0	0	0	0	0	166
9:30 PM	0	7	31	0	0	38	0	0	45	12	0	57	0	6	0	42	0	48	0	0	0	0	0	0	143
9:45 PM	0	4	31	0	0	35	0	0	36	17	0	53	0	7	0	24	0	31	0	0	0	0	0	0	119
Hourly Total	0	21	148	0	0	169	0	0	185	57	0	242	0	40	1	143	0	184	0	0	0	0	0	0	595
10:00 PM	0	6	35	0	0	41	0	0	30	11	0	41	0	10	0	25	0	35	0	0	0	0	0	0	117
10:15 PM	0	3	25	0	0	28	0	0	23	11	0	34	0	5	0	19	0	24	0	0	0	0	0	0	86
10:30 PM	0	3	33	0	0	36	0	0	23	9	0	32	0	6	1	23	0	30	0	0	0	0	0	0	98
10:45 PM	0	2	40	0	0	42	1	0	30	7	0	38	0	9	0	17	0	26	0	0	0	0	0	0	106
Hourly Total	0	14	133	0	0	147	1	0	106	38	0	145	0	30	1	84	0	115	0	0	0	0	0	0	407
11:00 PM	0	1	16	0	0	17	0	0	21	10	0	31	0	3	0	20	0	23	0	0	0	0	0	0	71
11:15 PM	0	3	25	0	0	28	0	0	19	3	0	22	0	4	0	22	1	26	0	0	0	0	0	0	76
11:30 PM	0	1	23	0	0	24	0	0	14	14	0	28	0	2	1	15	0	18	0	0	0	0	0	0	70
11:45 PM	0	0	29	0	0	29	0	0	23	3	0	26	0	8	1	13	0	22	0	0	0	0	0	0	77
Hourly Total	0	5	93	0	0	98	0	0	77	30	0	107	0	17	2	70	1	89	0	0	0	0	0	0	294
Grand Total	2	536	4815	1	0	5354	3	1	6419	1280	1	7703	0	807	13	2895	6	3715	0	0	0	0	2	0	16772
Approach %	0.0	10.0	89.9	0.0	-	-	0.0	0.0	83.3	16.6	-	-	0.0	21.7	0.3	77.9	-	-	0.0	0.0	0.0	0.0	-	-	-
Total %	0.0	3.2	28.7	0.0	-	31.9	0.0	0.0	38.3	7.6	-	45.9	0.0	4.8	0.1	17.3	-	22.2	0.0	0.0	0.0	0.0	-	0.0	-
Lights	2	505	3778	1	-	4286	2	1	5110	452	-	5565	0	752	3	1886	-	2641	0	0	0	0	-	0	12492
% Lights	100.0	94.2	78.5	100.0	-	80.1	66.7	100.0	79.6	35.3	-	72.2	-	93.2	23.1	65.1	-	71.1	-	-	-	-	-	-	74.5
Mediums	0	11	126	0	-	137	0	0	136	42	-	178	0	20	0	53	-	73	0	0	0	0	-	0	388
% Mediums	0.0	2.1	2.6	0.0	-	2.6	0.0	0.0	2.1	3.3	-	2.3	-	2.5	0.0	1.8	-	2.0	-	-	-	-	-	-	2.3
Articulated Trucks	0	20	911	0	-	931	1	0	1173	786	-	1960	0	35	10	956	-	1001	0	0	0	0	0	0	3892
% Articulated Trucks	0.0	3.7	18.9	0.0	-	17.4	33.3	0.0	18.3	61.4	-	25.4	-	4.3	76.9	33.0	-	26.9	-	-	-	-	-	-	23.2
Bicycles on Road	0	0	0	0	-	0	0	0	0	0	-	0	0	0	0	0	-	0	0	0	0	0	0	0	0
% Bicycles on Road	0.0	0.0	0.0	0.0	-	0.0	0.0	0.0	0.0	0.0	-	0.0	-	0.0	0.0	0.0	-	0.0	-	-	-	-	-	-	0.0
Bicycles on Crosswalk	-	-	-	-	0	-	-	-	-	0	-	-	-	-	-	0	-	-	-	-	-	-	0	-	-
% Bicycles on Crosswalk	-	-	-	-	-	-	-	-	-	0.0	-	-	-	-	-	0.0	-	-	-	-	-	-	0.0	-	-
Pedestrians	-	-	-	-	0	-	-	-	-	1	-	-	-	-	-	6	-	-	-	-	-	-	2	-	-
% Pedestrians	-	-	-	-	-	-	-	-	-	100.0	-	-	-	-	-	100.0	-	-	-	-	-	-	100.0	-	-

EXIT 16, WEST SIDE



Lee Engineering, LLC
 Phoenix, Arizona - Dallas, Texas
 Oklahoma City, Oklahoma - San Antonio, Texas
 Albuquerque, New Mexico, United States 87113
 5053380988 pbarricklow@lee-eng.com

Count Name: NM320.01 I-40 Phase A
 Site Code:
 Start Date: 08/10/2022
 Page No: 5

Turning Movement Peak Hour Data (11:00 AM)

Start Time	Hwy 66 Westbound						Hwy 66 Eastbound						I40 off ramp Southbound						I40 on ramp Northbound						Int. Total
	U-Turn	Left	Thru	Right	Peds	App. Total	U-Turn	Left	Thru	Right	Peds	App. Total	U-Turn	Left	Thru	Right	Peds	App. Total	U-Turn	Left	Thru	Right	Peds	App. Total	
11:00 AM	0	5	57	0	0	62	0	0	86	28	0	114	0	8	1	43	1	52	0	0	0	0	0	0	228
11:15 AM	0	3	64	0	0	67	0	0	85	25	0	110	0	9	0	41	0	50	0	0	0	0	0	0	227
11:30 AM	0	8	60	0	0	68	0	0	97	22	0	119	0	9	0	48	0	57	0	0	0	0	0	0	244
11:45 AM	0	6	54	0	0	60	0	0	108	18	0	126	0	7	0	50	0	57	0	0	0	0	0	0	243
Total	0	22	235	0	0	257	0	0	376	93	0	469	0	33	1	182	1	216	0	0	0	0	0	0	942
Approach %	0.0	8.6	91.4	0.0	-	-	0.0	0.0	80.2	19.8	-	-	0.0	15.3	0.5	84.3	-	-	0.0	0.0	0.0	0.0	-	-	-
Total %	0.0	2.3	24.9	0.0	-	27.3	0.0	0.0	39.9	9.9	-	49.8	0.0	3.5	0.1	19.3	-	22.9	0.0	0.0	0.0	0.0	-	0.0	-
PHF	0.000	0.688	0.918	0.000	-	0.945	0.000	0.000	0.870	0.830	-	0.931	0.000	0.917	0.250	0.910	-	0.947	0.000	0.000	0.000	0.000	-	0.000	0.965
Lights	0	21	176	0	-	197	0	0	288	41	-	329	0	30	1	106	-	137	0	0	0	0	-	0	663
% Lights	-	95.5	74.9	-	-	76.7	-	-	76.6	44.1	-	70.1	-	90.9	100.0	58.2	-	63.4	-	-	-	-	-	-	70.4
Mediums	0	1	12	0	-	13	0	0	11	4	-	15	0	1	0	3	-	4	0	0	0	0	-	0	32
% Mediums	-	4.5	5.1	-	-	5.1	-	-	2.9	4.3	-	3.2	-	3.0	0.0	1.6	-	1.9	-	-	-	-	-	-	3.4
Articulated Trucks	0	0	47	0	-	47	0	0	77	48	-	125	0	2	0	73	-	75	0	0	0	0	-	0	247
% Articulated Trucks	-	0.0	20.0	-	-	18.3	-	-	20.5	51.6	-	26.7	-	6.1	0.0	40.1	-	34.7	-	-	-	-	-	-	26.2
Bicycles on Road	0	0	0	0	-	0	0	0	0	0	-	0	0	0	0	0	-	0	0	0	0	0	-	0	0
% Bicycles on Road	-	0.0	0.0	-	-	0.0	-	-	0.0	0.0	-	0.0	-	0.0	0.0	0.0	-	0.0	-	-	-	-	-	-	0.0
Bicycles on Crosswalk	-	-	-	-	0	-	-	-	-	0	-	-	-	-	-	-	0	-	-	-	-	-	0	-	-
% Bicycles on Crosswalk	-	-	-	-	-	-	-	-	-	-	-	-	-	-	-	0.0	-	-	-	-	-	-	-	-	-
Pedestrians	-	-	-	-	0	-	-	-	-	0	-	-	-	-	-	-	1	-	-	-	-	-	0	-	-
% Pedestrians	-	-	-	-	-	-	-	-	-	-	-	-	-	-	-	100.0	-	-	-	-	-	-	-	-	-

EXIT 16, WEST SIDE



Lee Engineering, LLC
 Phoenix, Arizona - Dallas, Texas
 Oklahoma City, Oklahoma - San Antonio, Texas
 Albuquerque, New Mexico, United States 87113
 5053380988 pbarricklow@lee-eng.com

Count Name: NM320.01 I-40 Phase A
 Site Code:
 Start Date: 08/10/2022
 Page No: 7

Turning Movement Peak Hour Data (4:45 PM)

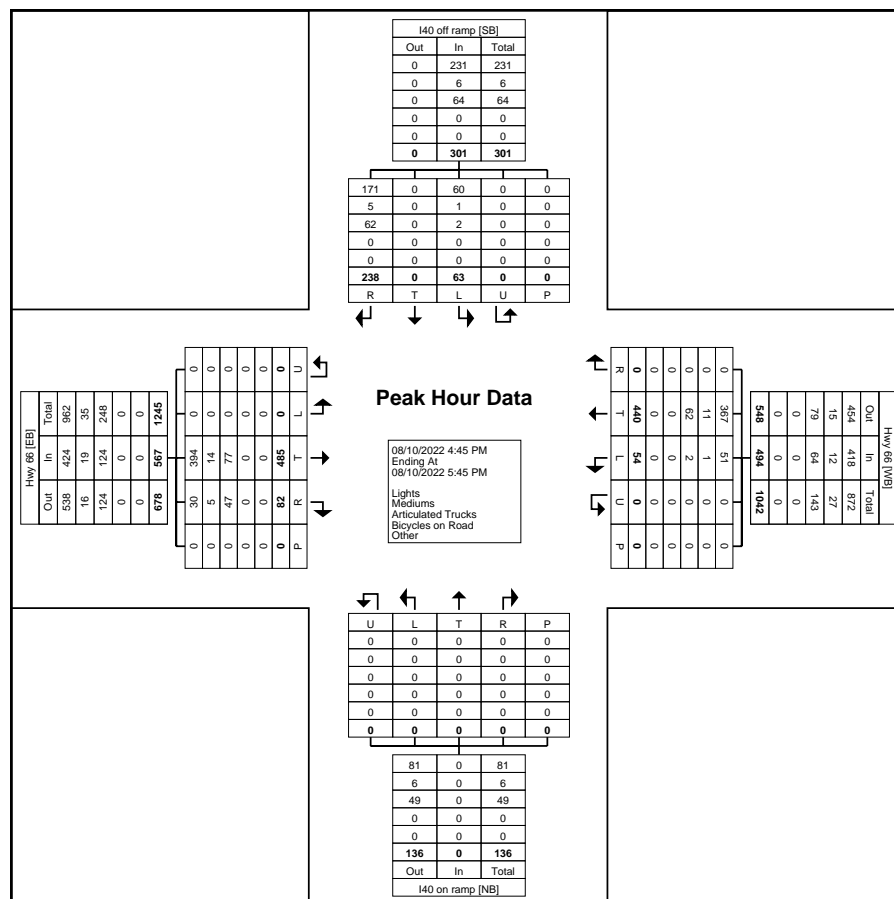
Start Time	Hwy 66 Westbound						Hwy 66 Eastbound						I40 off ramp Southbound						I40 on ramp Northbound						Int. Total
	U-Turn	Left	Thru	Right	Peds	App. Total	U-Turn	Left	Thru	Right	Peds	App. Total	U-Turn	Left	Thru	Right	Peds	App. Total	U-Turn	Left	Thru	Right	Peds	App. Total	
4:45 PM	0	11	113	0	0	124	0	0	148	24	0	172	0	19	0	46	0	65	0	0	0	0	0	0	361
5:00 PM	0	13	109	0	0	122	0	0	114	19	0	133	0	13	0	70	0	83	0	0	0	0	0	0	338
5:15 PM	0	13	117	0	0	130	0	0	106	20	0	126	0	16	0	62	0	78	0	0	0	0	0	0	334
5:30 PM	0	17	101	0	0	118	0	0	117	19	0	136	0	15	0	60	0	75	0	0	0	0	0	0	329
Total	0	54	440	0	0	494	0	0	485	82	0	567	0	63	0	238	0	301	0	0	0	0	0	0	1362
Approach %	0.0	10.9	89.1	0.0	-	-	0.0	0.0	85.5	14.5	-	-	0.0	20.9	0.0	79.1	-	-	0.0	0.0	0.0	0.0	-	-	-
Total %	0.0	4.0	32.3	0.0	-	36.3	0.0	0.0	35.6	6.0	-	41.6	0.0	4.6	0.0	17.5	-	22.1	0.0	0.0	0.0	0.0	-	0.0	-
PHF	0.000	0.794	0.940	0.000	-	0.950	0.000	0.000	0.819	0.854	-	0.824	0.000	0.829	0.000	0.850	-	0.907	0.000	0.000	0.000	0.000	-	0.000	0.943
Lights	0	51	367	0	-	418	0	0	394	30	-	424	0	60	0	171	-	231	0	0	0	0	-	0	1073
% Lights	-	94.4	83.4	-	-	84.6	-	-	81.2	36.6	-	74.8	-	95.2	-	71.8	-	76.7	-	-	-	-	-	-	78.8
Mediums	0	1	11	0	-	12	0	0	14	5	-	19	0	1	0	5	-	6	0	0	0	0	-	0	37
% Mediums	-	1.9	2.5	-	-	2.4	-	-	2.9	6.1	-	3.4	-	1.6	-	2.1	-	2.0	-	-	-	-	-	-	2.7
Articulated Trucks	0	2	62	0	-	64	0	0	77	47	-	124	0	2	0	62	-	64	0	0	0	0	-	0	252
% Articulated Trucks	-	3.7	14.1	-	-	13.0	-	-	15.9	57.3	-	21.9	-	3.2	-	26.1	-	21.3	-	-	-	-	-	-	18.5
Bicycles on Road	0	0	0	0	-	0	0	0	0	0	-	0	0	0	0	0	-	0	0	0	0	0	-	0	0
% Bicycles on Road	-	0.0	0.0	-	-	0.0	-	-	0.0	0.0	-	0.0	-	0.0	-	0.0	-	0.0	-	-	-	-	-	-	0.0
Bicycles on Crosswalk	-	-	-	-	0	-	-	-	-	-	0	-	-	-	-	-	0	-	-	-	-	-	0	-	-
% Bicycles on Crosswalk	-	-	-	-	-	-	-	-	-	-	-	-	-	-	-	-	-	-	-	-	-	-	-	-	-
Pedestrians	-	-	-	-	0	-	-	-	-	-	0	-	-	-	-	-	0	-	-	-	-	-	0	-	-
% Pedestrians	-	-	-	-	-	-	-	-	-	-	-	-	-	-	-	-	-	-	-	-	-	-	-	-	-

EXIT 16, WEST SIDE



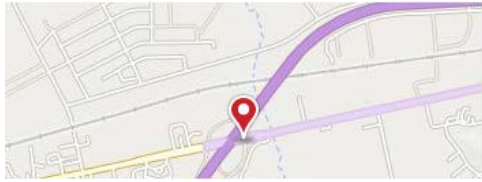
Lee Engineering, LLC
Phoenix, Arizona - Dallas, Texas
Oklahoma City, Oklahoma - San Antonio, Texas
Albuquerque, New Mexico, United States 87113
5053380988 pbarricklow@lee-eng.com

Count Name: NM320.01 I-40 Phase A
Site Code:
Start Date: 08/10/2022
Page No: 8



Turning Movement Peak Hour Data Plot (4:45 PM)

EXIT 16 EAST SIDE



Lee Engineering, LLC
 Phoenix, Arizona - Dallas, Texas
 Oklahoma City, Oklahoma - San Antonio, Texas
 Albuquerque, New Mexico, United States 87113
 5053380988 pbarricklow@lee-eng.com

Count Name: NM320.01 I-40 Phase A
 Site Code:
 Start Date: 08/10/2022
 Page No: 1

Turning Movement Data

Start Time	Hwy 66 Westbound					Hwy 66 Eastbound					I40 on ramp Northbound					Int. Total
	U-Turn	Left	Thru	Peds	App. Total	U-Turn	Thru	Right	Peds	App. Total	U-Turn	Left	Right	Peds	App. Total	
12:00 AM	0	4	12	0	16	0	8	16	0	24	0	11	11	0	22	62
12:15 AM	0	4	9	0	13	0	11	14	0	25	0	11	6	0	17	55
12:30 AM	0	2	10	0	12	0	5	11	0	16	0	9	4	0	13	41
12:45 AM	0	2	9	0	11	0	3	9	0	12	0	7	0	0	7	30
Hourly Total	0	12	40	0	52	0	27	50	0	77	0	38	21	0	59	188
1:00 AM	0	2	7	0	9	0	6	7	0	13	0	17	2	0	19	41
1:15 AM	0	0	4	0	4	0	7	14	0	21	0	8	5	0	13	38
1:30 AM	0	0	7	0	7	0	5	7	0	12	0	11	3	1	14	33
1:45 AM	0	1	7	0	8	0	5	11	0	16	0	10	2	0	12	36
Hourly Total	0	3	25	0	28	0	23	39	0	62	0	46	12	1	58	148
2:00 AM	0	1	7	0	8	0	4	14	0	18	0	10	2	0	12	38
2:15 AM	0	1	5	0	6	0	5	3	0	8	0	8	0	0	8	22
2:30 AM	0	0	8	0	8	0	4	10	0	14	0	14	0	0	14	36
2:45 AM	0	2	3	0	5	0	8	13	0	21	0	9	2	0	11	37
Hourly Total	0	4	23	0	27	0	21	40	0	61	0	41	4	0	45	133
3:00 AM	0	0	5	0	5	0	3	9	0	12	0	6	1	0	7	24
3:15 AM	0	1	0	0	1	0	9	8	0	17	0	6	2	0	8	26
3:30 AM	0	3	5	0	8	0	3	9	0	12	0	7	0	0	7	27
3:45 AM	0	0	5	0	5	0	4	12	0	16	0	9	1	0	10	31
Hourly Total	0	4	15	0	19	0	19	38	0	57	0	28	4	0	32	108
4:00 AM	0	0	4	0	4	0	5	13	0	18	0	10	2	0	12	34
4:15 AM	0	3	8	0	11	0	1	13	0	14	0	7	0	0	7	32
4:30 AM	0	3	7	0	10	0	5	20	0	25	0	9	0	0	9	44
4:45 AM	0	0	6	0	6	0	5	20	0	25	0	11	0	0	11	42
Hourly Total	0	6	25	0	31	0	16	66	0	82	0	37	2	0	39	152
5:00 AM	0	3	13	0	16	0	9	19	0	28	0	7	1	0	8	52
5:15 AM	0	1	5	0	6	0	3	10	0	13	0	3	4	0	7	26
5:30 AM	0	2	4	0	6	0	7	17	0	24	0	11	2	0	13	43
5:45 AM	0	3	5	0	8	0	23	17	0	40	0	9	4	0	13	61
Hourly Total	0	9	27	0	36	0	42	63	0	105	0	30	11	0	41	182
6:00 AM	0	4	10	0	14	0	13	22	0	35	0	12	3	0	15	64
6:15 AM	0	4	18	0	22	0	17	24	0	41	0	4	3	0	7	70
6:30 AM	0	3	9	0	12	0	21	30	0	51	0	6	2	0	8	71
6:45 AM	0	11	17	0	28	0	45	40	0	85	0	9	6	0	15	128
Hourly Total	0	22	54	0	76	0	96	116	0	212	0	31	14	0	45	333
7:00 AM	0	8	24	0	32	0	39	38	0	77	0	10	3	0	13	122

EXIT 16 EAST SIDE

7:15 AM	0	12	34	0	46	0	48	39	0	87	0	5	6	0	11	144
7:30 AM	0	5	28	0	33	0	84	48	0	132	0	11	16	0	27	192
7:45 AM	0	3	40	0	43	0	75	55	0	130	0	6	17	0	23	196
Hourly Total	0	28	126	0	154	0	246	180	0	426	0	32	42	0	74	654
8:00 AM	0	8	38	0	46	0	65	26	0	91	0	11	4	0	15	152
8:15 AM	0	9	33	0	42	0	54	33	0	87	0	12	5	0	17	146
8:30 AM	0	5	44	0	49	0	51	37	0	88	0	19	5	0	24	161
8:45 AM	0	8	30	0	38	0	54	58	0	112	0	11	11	0	22	172
Hourly Total	0	30	145	0	175	0	224	154	0	378	0	53	25	0	78	631
9:00 AM	0	7	36	0	43	0	37	43	0	80	0	10	5	0	15	138
9:15 AM	0	5	21	0	26	0	42	49	0	91	0	19	10	0	29	146
9:30 AM	0	10	49	0	59	0	53	46	0	99	0	18	7	0	25	183
9:45 AM	0	10	35	0	45	0	49	48	0	97	0	14	11	0	25	167
Hourly Total	0	32	141	0	173	0	181	186	0	367	0	61	33	0	94	634
10:00 AM	0	9	42	0	51	0	53	47	0	100	0	14	9	0	23	174
10:15 AM	0	7	51	0	58	0	54	44	0	98	0	17	11	0	28	184
10:30 AM	0	6	35	0	41	0	65	44	0	109	0	22	10	0	32	182
10:45 AM	0	13	38	0	51	0	41	34	0	75	0	24	15	0	39	165
Hourly Total	0	35	166	0	201	0	213	169	0	382	0	77	45	0	122	705
11:00 AM	0	9	42	0	51	0	56	40	0	96	0	21	10	0	31	178
11:15 AM	0	4	43	0	47	0	52	44	0	96	0	27	6	0	33	176
11:30 AM	0	2	46	0	48	0	58	46	0	104	0	22	15	0	37	189
11:45 AM	0	6	40	0	46	0	62	54	0	116	0	23	17	0	40	202
Hourly Total	0	21	171	0	192	0	228	184	0	412	0	93	48	0	141	745
12:00 PM	0	15	70	0	85	0	82	58	0	140	0	13	16	0	29	254
12:15 PM	0	4	73	0	77	0	78	40	0	118	0	20	7	0	27	222
12:30 PM	0	5	96	0	101	0	73	47	0	120	0	18	10	0	28	249
12:45 PM	0	12	112	0	124	0	70	42	0	112	0	21	16	0	37	273
Hourly Total	0	36	351	0	387	0	303	187	0	490	0	72	49	0	121	998
1:00 PM	0	6	58	0	64	1	62	58	0	121	0	28	9	0	37	222
1:15 PM	0	2	64	0	66	0	99	39	0	138	0	23	14	0	37	241
1:30 PM	0	10	53	0	63	0	68	41	0	109	0	23	22	0	45	217
1:45 PM	0	11	68	0	79	0	67	57	0	124	0	28	17	0	45	248
Hourly Total	0	29	243	0	272	1	296	195	0	492	0	102	62	0	164	928
2:00 PM	0	8	69	0	77	0	73	44	0	117	0	23	23	0	46	240
2:15 PM	0	9	84	0	93	0	91	62	0	153	0	20	11	0	31	277
2:30 PM	0	13	70	0	83	0	62	57	0	119	0	24	17	0	41	243
2:45 PM	0	8	72	0	80	1	82	61	0	144	0	27	23	0	50	274
Hourly Total	0	38	295	0	333	1	308	224	0	533	0	94	74	0	168	1034
3:00 PM	0	14	74	0	88	0	85	46	0	131	0	18	11	0	29	248
3:15 PM	0	8	55	0	63	0	59	42	0	101	0	20	17	0	37	201
3:30 PM	0	12	72	0	84	0	62	58	0	120	0	23	10	0	33	237
3:45 PM	0	14	80	0	94	0	96	48	0	144	0	29	14	0	43	281
Hourly Total	0	48	281	0	329	0	302	194	0	496	0	90	52	0	142	967
4:00 PM	0	12	88	0	100	0	80	56	0	136	0	24	16	0	40	276
4:15 PM	0	14	86	0	100	1	72	52	0	125	0	32	16	0	48	273
4:30 PM	0	17	92	0	109	0	64	60	0	124	0	25	10	0	35	268
4:45 PM	0	19	100	0	119	0	90	76	0	166	0	22	19	0	41	326
Hourly Total	0	62	366	0	428	1	306	244	0	551	0	103	61	0	164	1143
5:00 PM	0	17	98	0	115	0	77	51	0	128	0	27	20	0	47	290
5:15 PM	0	11	105	0	116	0	61	63	0	124	1	27	13	0	41	281
5:30 PM	0	11	86	0	97	0	79	49	0	128	0	35	12	0	47	272

EXIT 16 EAST SIDE

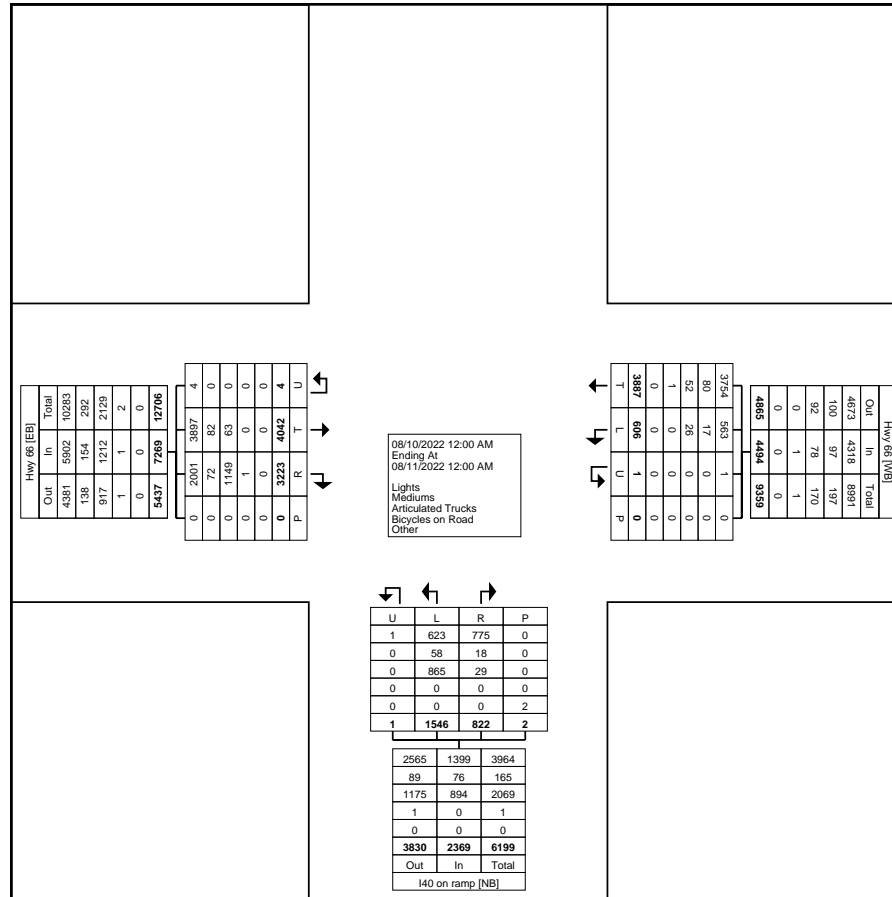
5:45 PM	0	15	65	0	80	0	80	55	0	135	0	20	14	0	34	249
Hourly Total	0	54	354	0	408	0	297	218	0	515	1	109	59	0	169	1092
6:00 PM	1	5	93	0	99	0	59	47	0	106	0	25	18	0	43	248
6:15 PM	0	8	77	0	85	0	71	44	0	115	0	26	22	0	48	248
6:30 PM	0	5	75	0	80	0	76	51	0	127	0	14	7	0	21	228
6:45 PM	0	15	72	0	87	0	55	40	0	95	0	21	10	0	31	213
Hourly Total	1	33	317	0	351	0	261	182	0	443	0	86	57	0	143	937
7:00 PM	0	12	73	0	85	0	61	32	0	93	0	15	12	0	27	205
7:15 PM	0	12	70	0	82	0	48	32	0	80	0	21	12	0	33	195
7:30 PM	0	8	59	0	67	1	48	42	0	91	0	28	10	0	38	196
7:45 PM	0	4	48	0	52	0	48	50	0	98	0	17	10	0	27	177
Hourly Total	0	36	250	0	286	1	205	156	0	362	0	81	44	0	125	773
8:00 PM	0	7	58	0	65	0	41	25	0	66	0	28	11	0	39	170
8:15 PM	0	8	61	0	69	0	53	27	0	80	0	20	12	0	32	181
8:30 PM	0	7	51	0	58	0	39	38	0	77	0	19	11	1	30	165
8:45 PM	0	2	35	0	37	0	43	39	0	82	0	24	6	0	30	149
Hourly Total	0	24	205	0	229	0	176	129	0	305	0	91	40	1	131	665
9:00 PM	0	3	29	0	32	0	41	25	0	66	0	23	7	0	30	128
9:15 PM	0	7	37	0	44	0	29	35	0	64	0	8	4	0	12	120
9:30 PM	0	6	25	0	31	0	30	20	0	50	0	13	9	0	22	103
9:45 PM	0	3	21	0	24	0	27	21	0	48	0	17	6	0	23	95
Hourly Total	0	19	112	0	131	0	127	101	0	228	0	61	26	0	87	446
10:00 PM	0	4	25	0	29	0	27	15	0	42	0	16	0	0	16	87
10:15 PM	0	1	21	0	22	0	13	14	0	27	0	9	6	0	15	64
10:30 PM	0	1	23	0	24	0	15	15	0	30	0	10	8	0	18	72
10:45 PM	0	5	29	0	34	0	21	17	0	38	0	14	6	0	20	92
Hourly Total	0	11	98	0	109	0	76	61	0	137	0	49	20	0	69	315
11:00 PM	0	4	11	0	15	0	14	11	0	25	0	6	5	0	11	51
11:15 PM	0	2	16	0	18	0	11	13	0	24	0	12	5	0	17	59
11:30 PM	0	2	13	0	15	0	7	9	0	16	0	15	5	0	20	51
11:45 PM	0	2	17	0	19	0	17	14	0	31	0	8	2	0	10	60
Hourly Total	0	10	57	0	67	0	49	47	0	96	0	41	17	0	58	221
Grand Total	1	606	3887	0	4494	4	4042	3223	0	7269	1	1546	822	2	2369	14132
Approach %	0.0	13.5	86.5	-	-	0.1	55.6	44.3	-	-	0.0	65.3	34.7	-	-	-
Total %	0.0	4.3	27.5	-	31.8	0.0	28.6	22.8	-	51.4	0.0	10.9	5.8	-	16.8	-
Lights	1	563	3754	-	4318	4	3897	2001	-	5902	1	623	775	-	1399	11619
% Lights	100.0	92.9	96.6	-	96.1	100.0	96.4	62.1	-	81.2	100.0	40.3	94.3	-	59.1	82.2
Mediums	0	17	80	-	97	0	82	72	-	154	0	58	18	-	76	327
% Mediums	0.0	2.8	2.1	-	2.2	0.0	2.0	2.2	-	2.1	0.0	3.8	2.2	-	3.2	2.3
Articulated Trucks	0	26	52	-	78	0	63	1149	-	1212	0	865	29	-	894	2184
% Articulated Trucks	0.0	4.3	1.3	-	1.7	0.0	1.6	35.7	-	16.7	0.0	56.0	3.5	-	37.7	15.5
Bicycles on Road	0	0	1	-	1	0	0	1	-	1	0	0	0	-	0	2
% Bicycles on Road	0.0	0.0	0.0	-	0.0	0.0	0.0	0.0	-	0.0	0.0	0.0	0.0	-	0.0	0.0
Bicycles on Crosswalk	-	-	-	0	-	-	-	-	0	-	-	-	-	0	-	-
% Bicycles on Crosswalk	-	-	-	-	-	-	-	-	-	-	-	-	-	0.0	-	-
Pedestrians	-	-	-	0	-	-	-	-	0	-	-	-	-	2	-	-
% Pedestrians	-	-	-	-	-	-	-	-	-	-	-	-	-	100.0	-	-

EXIT 16 EAST SIDE



Lee Engineering, LLC
 Phoenix, Arizona - Dallas, Texas
 Oklahoma City, Oklahoma - San Antonio, Texas
 Albuquerque, New Mexico, United States 87113
 5053380988 pbarricklow@lee-eng.com

Count Name: NM320.01 I-40 Phase A
 Site Code:
 Start Date: 08/10/2022
 Page No: 4



Turning Movement Data Plot

EXIT 16 EAST SIDE



Lee Engineering, LLC
 Phoenix, Arizona - Dallas, Texas
 Oklahoma City, Oklahoma - San Antonio, Texas
 Albuquerque, New Mexico, United States 87113
 5053380988 pbarricklow@lee-eng.com

Count Name: NM320.01 I-40 Phase A
 Site Code:
 Start Date: 08/10/2022
 Page No: 5

Turning Movement Peak Hour Data (11:00 AM)

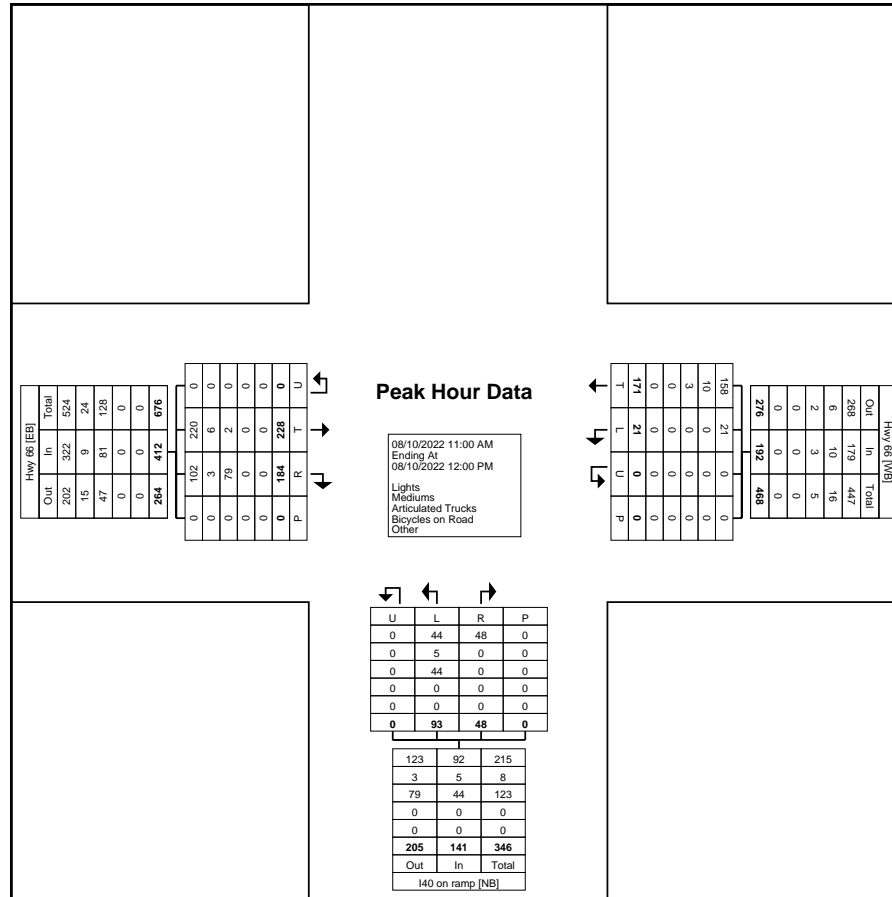
Start Time	Hwy 66 Westbound					Hwy 66 Eastbound					I40 on ramp Northbound					Int. Total
	U-Turn	Left	Thru	Peds	App. Total	U-Turn	Thru	Right	Peds	App. Total	U-Turn	Left	Right	Peds	App. Total	
11:00 AM	0	9	42	0	51	0	56	40	0	96	0	21	10	0	31	178
11:15 AM	0	4	43	0	47	0	52	44	0	96	0	27	6	0	33	176
11:30 AM	0	2	46	0	48	0	58	46	0	104	0	22	15	0	37	189
11:45 AM	0	6	40	0	46	0	62	54	0	116	0	23	17	0	40	202
Total	0	21	171	0	192	0	228	184	0	412	0	93	48	0	141	745
Approach %	0.0	10.9	89.1	-	-	0.0	55.3	44.7	-	-	0.0	66.0	34.0	-	-	-
Total %	0.0	2.8	23.0	-	25.8	0.0	30.6	24.7	-	55.3	0.0	12.5	6.4	-	18.9	-
PHF	0.000	0.583	0.929	-	0.941	0.000	0.919	0.852	-	0.888	0.000	0.861	0.706	-	0.881	0.922
Lights	0	21	158	-	179	0	220	102	-	322	0	44	48	-	92	593
% Lights	-	100.0	92.4	-	93.2	-	96.5	55.4	-	78.2	-	47.3	100.0	-	65.2	79.6
Mediums	0	0	10	-	10	0	6	3	-	9	0	5	0	-	5	24
% Mediums	-	0.0	5.8	-	5.2	-	2.6	1.6	-	2.2	-	5.4	0.0	-	3.5	3.2
Articulated Trucks	0	0	3	-	3	0	2	79	-	81	0	44	0	-	44	128
% Articulated Trucks	-	0.0	1.8	-	1.6	-	0.9	42.9	-	19.7	-	47.3	0.0	-	31.2	17.2
Bicycles on Road	0	0	0	-	0	0	0	0	-	0	0	0	0	-	0	0
% Bicycles on Road	-	0.0	0.0	-	0.0	-	0.0	0.0	-	0.0	-	0.0	0.0	-	0.0	0.0
Bicycles on Crosswalk	-	-	-	0	-	-	-	-	0	-	-	-	-	0	-	-
% Bicycles on Crosswalk	-	-	-	-	-	-	-	-	-	-	-	-	-	-	-	-
Pedestrians	-	-	-	0	-	-	-	-	0	-	-	-	-	0	-	-
% Pedestrians	-	-	-	-	-	-	-	-	-	-	-	-	-	-	-	-

EXIT 16 EAST SIDE



Lee Engineering, LLC
 Phoenix, Arizona - Dallas, Texas
 Oklahoma City, Oklahoma - San Antonio, Texas
 Albuquerque, New Mexico, United States 87113
 5053380988 pbarricklow@lee-eng.com

Count Name: NM320.01 I-40 Phase A
 Site Code:
 Start Date: 08/10/2022
 Page No: 6



Turning Movement Peak Hour Data Plot (11:00 AM)

EXIT 16 EAST SIDE



Lee Engineering, LLC
 Phoenix, Arizona - Dallas, Texas
 Oklahoma City, Oklahoma - San Antonio, Texas
 Albuquerque, New Mexico, United States 87113
 5053380988 pbarricklow@lee-eng.com

Count Name: NM320.01 I-40 Phase A
 Site Code:
 Start Date: 08/10/2022
 Page No: 7

Turning Movement Peak Hour Data (4:45 PM)

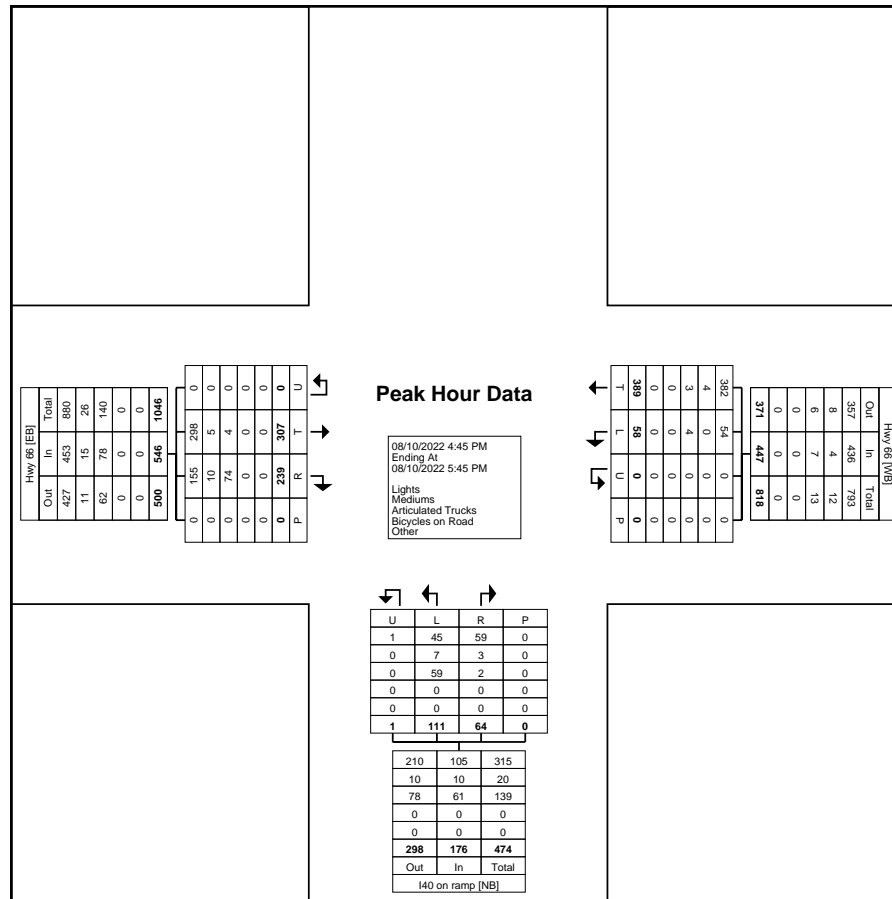
Start Time	Hwy 66 Westbound					Hwy 66 Eastbound					I40 on ramp Northbound					Int. Total
	U-Turn	Left	Thru	Peds	App. Total	U-Turn	Thru	Right	Peds	App. Total	U-Turn	Left	Right	Peds	App. Total	
4:45 PM	0	19	100	0	119	0	90	76	0	166	0	22	19	0	41	326
5:00 PM	0	17	98	0	115	0	77	51	0	128	0	27	20	0	47	290
5:15 PM	0	11	105	0	116	0	61	63	0	124	1	27	13	0	41	281
5:30 PM	0	11	86	0	97	0	79	49	0	128	0	35	12	0	47	272
Total	0	58	389	0	447	0	307	239	0	546	1	111	64	0	176	1169
Approach %	0.0	13.0	87.0	-	-	0.0	56.2	43.8	-	-	0.6	63.1	36.4	-	-	-
Total %	0.0	5.0	33.3	-	38.2	0.0	26.3	20.4	-	46.7	0.1	9.5	5.5	-	15.1	-
PHF	0.000	0.763	0.926	-	0.939	0.000	0.853	0.786	-	0.822	0.250	0.793	0.800	-	0.936	0.896
Lights	0	54	382	-	436	0	298	155	-	453	1	45	59	-	105	994
% Lights	-	93.1	98.2	-	97.5	-	97.1	64.9	-	83.0	100.0	40.5	92.2	-	59.7	85.0
Mediums	0	0	4	-	4	0	5	10	-	15	0	7	3	-	10	29
% Mediums	-	0.0	1.0	-	0.9	-	1.6	4.2	-	2.7	0.0	6.3	4.7	-	5.7	2.5
Articulated Trucks	0	4	3	-	7	0	4	74	-	78	0	59	2	-	61	146
% Articulated Trucks	-	6.9	0.8	-	1.6	-	1.3	31.0	-	14.3	0.0	53.2	3.1	-	34.7	12.5
Bicycles on Road	0	0	0	-	0	0	0	0	-	0	0	0	0	-	0	0
% Bicycles on Road	-	0.0	0.0	-	0.0	-	0.0	0.0	-	0.0	0.0	0.0	0.0	-	0.0	0.0
Bicycles on Crosswalk	-	-	-	0	-	-	-	-	0	-	-	-	-	0	-	-
% Bicycles on Crosswalk	-	-	-	-	-	-	-	-	-	-	-	-	-	-	-	-
Pedestrians	-	-	-	0	-	-	-	-	0	-	-	-	-	0	-	-
% Pedestrians	-	-	-	-	-	-	-	-	-	-	-	-	-	-	-	-

EXIT 16 EAST SIDE



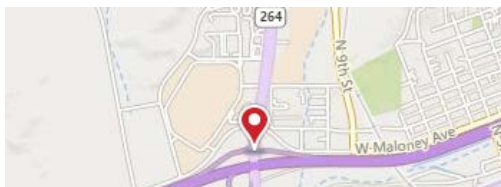
Lee Engineering, LLC
 Phoenix, Arizona - Dallas, Texas
 Oklahoma City, Oklahoma - San Antonio, Texas
 Albuquerque, New Mexico, United States 87113
 5053380988 pbarricklow@lee-eng.com

Count Name: NM320.01 I-40 Phase A
 Site Code:
 Start Date: 08/10/2022
 Page No: 8



Turning Movement Peak Hour Data Plot (4:45 PM)

EXIT 20 NORTH SIDE



Lee Engineering, LLC
 Phoenix, Arizona - Dallas, Texas
 Oklahoma City, Oklahoma - San Antonio, Texas
 Albuquerque, New Mexico, United States 87113
 5053380988 pbarricklow@lee-eng.com

Count Name: NM320.01 I-40 Phase A
 Site Code:
 Start Date: 07/28/2022
 Page No: 1

Turning Movement Data

Start Time	I40 off ramp Westbound						I40 on ramp Eastbound						Hwy 602 Southbound						Hwy 602 Northbound						Int. Total
	U-Turn	Left	Thru	Right	Peds	App. Total	U-Turn	Left	Thru	Right	Peds	App. Total	U-Turn	Left	Thru	Right	Peds	App. Total	U-Turn	Left	Thru	Right	Peds	App. Total	
12:00 AM	0	1	0	20	2	21	0	0	0	0	0	0	0	0	20	3	0	23	0	2	36	0	0	38	82
12:15 AM	0	1	0	11	1	12	0	0	0	0	0	0	0	0	19	3	0	22	0	0	17	0	0	17	51
12:30 AM	0	1	0	13	0	14	0	0	0	0	0	0	0	0	17	6	0	23	0	0	13	0	0	13	50
12:45 AM	0	1	0	20	1	21	0	0	0	0	0	0	0	0	12	7	0	19	0	0	14	0	0	14	54
Hourly Total	0	4	0	64	4	68	0	0	0	0	0	0	0	0	68	19	0	87	0	2	80	0	0	82	237
1:00 AM	0	4	0	22	1	26	0	0	0	0	0	0	0	0	20	3	0	23	0	0	14	0	0	14	63
1:15 AM	0	1	0	17	0	18	0	0	0	0	0	0	0	0	8	5	0	13	0	0	14	0	0	14	45
1:30 AM	0	0	0	12	0	12	0	0	0	0	0	0	0	0	17	4	0	21	0	0	10	0	0	10	43
1:45 AM	0	0	0	5	2	5	0	0	0	0	0	0	0	0	11	2	0	13	0	0	13	0	0	13	31
Hourly Total	0	5	0	56	3	61	0	0	0	0	0	0	0	0	56	14	0	70	0	0	51	0	0	51	182
2:00 AM	0	1	0	5	0	6	0	0	0	0	0	0	0	0	15	3	0	18	0	0	5	0	0	5	29
2:15 AM	0	0	0	5	1	5	0	0	0	0	0	0	0	0	8	1	0	9	0	0	5	0	0	5	19
2:30 AM	0	1	0	4	2	5	0	0	0	0	0	0	0	0	4	1	0	5	0	1	7	0	0	8	18
2:45 AM	0	0	0	6	0	6	0	0	0	0	0	0	0	0	10	5	0	15	0	0	6	0	0	6	27
Hourly Total	0	2	0	20	3	22	0	0	0	0	0	0	0	0	37	10	0	47	0	1	23	0	0	24	93
3:00 AM	0	0	0	7	0	7	0	0	0	0	0	0	0	0	3	5	0	8	0	0	12	0	0	12	27
3:15 AM	0	1	0	5	2	6	0	0	0	0	0	0	0	0	9	5	0	14	0	1	9	0	0	10	30
3:30 AM	0	1	0	8	0	9	0	0	0	0	0	0	0	0	7	2	0	9	0	0	14	0	0	14	32
3:45 AM	0	0	0	12	0	12	0	0	0	0	0	0	0	0	13	7	0	20	0	2	20	0	0	22	54
Hourly Total	0	2	0	32	2	34	0	0	0	0	0	0	0	0	32	19	0	51	0	3	55	0	0	58	143
4:00 AM	0	0	0	10	0	10	0	0	0	0	0	0	0	0	10	2	0	12	0	0	14	0	0	14	36
4:15 AM	0	1	0	12	0	13	0	0	0	0	0	0	0	0	11	5	0	16	0	0	10	0	0	10	39
4:30 AM	0	0	0	9	0	9	0	0	0	0	0	0	0	0	11	5	0	16	0	0	15	0	0	15	40
4:45 AM	0	2	0	14	0	16	0	0	0	0	0	0	0	0	23	12	0	35	0	0	29	0	0	29	80
Hourly Total	0	3	0	45	0	48	0	0	0	0	0	0	0	0	55	24	0	79	0	0	68	0	0	68	195
5:00 AM	0	0	0	12	0	12	0	0	0	0	0	0	0	0	22	7	0	29	0	2	22	0	0	24	65
5:15 AM	0	1	1	27	1	29	0	0	0	0	0	0	0	0	22	7	0	29	0	4	21	0	0	25	83
5:30 AM	0	2	0	18	2	20	0	0	0	0	0	0	0	0	30	5	0	35	0	1	32	0	0	33	88
5:45 AM	0	5	0	27	0	32	0	0	0	0	0	0	0	0	32	13	0	45	0	2	44	0	0	46	123
Hourly Total	0	8	1	84	3	93	0	0	0	0	0	0	0	0	106	32	0	138	0	9	119	0	0	128	359
6:00 AM	0	3	0	38	1	41	0	0	0	0	0	0	0	0	53	14	0	67	0	4	54	0	0	58	166
6:15 AM	0	5	0	33	0	38	0	0	0	0	0	0	0	0	40	13	0	53	0	1	52	0	0	53	144
6:30 AM	0	7	0	45	0	52	0	0	0	0	0	0	0	0	76	15	0	91	0	2	48	0	0	50	193
6:45 AM	0	8	0	56	0	64	0	0	0	0	0	0	0	0	113	24	0	137	0	1	75	0	0	76	277
Hourly Total	0	23	0	172	1	195	0	0	0	0	0	0	0	0	282	66	0	348	0	8	229	0	0	237	780

EXIT 20 NORTH SIDE

7:00 AM	0	10	0	63	0	73	0	0	0	0	0	0	0	0	117	9	0	126	0	3	93	0	0	96	295
7:15 AM	0	13	0	85	0	98	0	0	0	0	0	0	0	0	148	29	0	177	0	1	117	0	0	118	393
7:30 AM	0	8	1	89	0	98	0	0	0	0	0	0	0	0	156	25	0	181	0	0	141	0	0	141	420
7:45 AM	0	24	0	77	0	101	0	0	0	0	0	0	0	0	238	31	0	269	0	1	126	0	0	127	497
Hourly Total	0	55	1	314	0	370	0	0	0	0	0	0	0	0	659	94	0	753	0	5	477	0	0	482	1605
8:00 AM	0	17	0	54	1	71	0	0	0	0	0	0	0	0	153	31	0	184	0	3	109	0	0	112	367
8:15 AM	0	15	0	62	4	77	0	0	0	0	0	0	0	0	166	32	0	198	0	5	115	0	0	120	395
8:30 AM	0	9	0	70	1	79	0	0	0	0	0	0	0	0	161	40	0	201	0	2	145	0	0	147	427
8:45 AM	0	17	0	69	1	86	0	0	0	0	0	0	0	0	185	33	0	218	0	5	181	0	0	186	490
Hourly Total	0	58	0	255	7	313	0	0	0	0	0	0	0	0	665	136	0	801	0	15	550	0	0	565	1679
9:00 AM	0	11	0	75	1	86	0	0	0	1	0	1	0	0	190	27	0	217	0	3	141	0	0	144	448
9:15 AM	0	13	0	58	0	71	0	0	0	0	0	0	0	0	192	46	0	238	0	3	162	0	0	165	474
9:30 AM	0	7	0	68	1	75	0	0	0	0	0	0	0	0	198	38	0	236	0	2	178	0	0	180	491
9:45 AM	0	13	0	59	0	72	0	0	0	0	0	0	1	0	205	37	0	243	0	3	221	0	0	224	539
Hourly Total	0	44	0	260	2	304	0	0	0	1	0	1	1	0	785	148	0	934	0	11	702	0	0	713	1952
10:00 AM	0	11	0	54	2	65	0	0	0	0	0	0	0	0	187	43	0	230	0	2	151	0	0	153	448
10:15 AM	0	8	0	61	2	69	0	0	0	0	0	0	0	0	169	38	0	207	0	0	171	0	0	171	447
10:30 AM	0	9	0	57	0	66	0	0	0	0	1	0	0	0	171	37	0	208	0	3	182	0	0	185	459
10:45 AM	0	3	1	77	1	81	0	0	0	0	0	0	0	0	203	34	1	237	0	6	227	0	0	233	551
Hourly Total	0	31	1	249	5	281	0	0	0	0	1	0	0	0	730	152	1	882	0	11	731	0	0	742	1905
11:00 AM	0	10	0	78	1	88	0	0	0	0	0	0	0	0	224	44	0	268	0	4	194	0	0	198	554
11:15 AM	0	10	2	79	2	91	0	0	0	0	0	0	0	0	205	34	0	239	0	1	195	0	0	196	526
11:30 AM	0	9	0	73	0	82	0	0	0	0	0	0	0	0	257	43	0	300	0	5	193	0	0	198	580
11:45 AM	0	16	0	64	2	80	0	0	0	0	0	0	0	0	255	36	0	291	0	4	242	0	0	246	617
Hourly Total	0	45	2	294	5	341	0	0	0	0	0	0	0	0	941	157	0	1098	0	14	824	0	0	838	2277
12:00 PM	0	15	0	63	0	78	0	0	0	0	0	0	0	0	267	53	0	320	0	2	248	0	0	250	648
12:15 PM	0	12	0	86	2	98	0	0	0	0	0	0	0	0	255	42	0	297	0	3	241	0	0	244	639
12:30 PM	0	7	0	83	0	90	0	0	0	0	0	0	0	0	243	50	0	293	0	3	227	0	0	230	613
12:45 PM	0	10	0	71	1	81	0	0	0	0	0	0	0	0	255	58	0	313	0	5	213	0	0	218	612
Hourly Total	0	44	0	303	3	347	0	0	0	0	0	0	0	0	1020	203	0	1223	0	13	929	0	0	942	2512
1:00 PM	0	9	0	80	0	89	0	0	0	0	0	0	0	0	257	64	0	321	0	6	209	1	0	216	626
1:15 PM	0	18	1	69	0	88	0	0	0	0	0	0	0	0	238	40	0	278	0	3	211	0	0	214	580
1:30 PM	0	6	1	75	3	82	0	0	0	0	0	0	0	0	251	46	0	297	0	2	239	0	0	241	620
1:45 PM	0	7	0	75	0	82	0	0	0	0	0	0	0	0	263	49	0	312	0	2	187	0	0	189	583
Hourly Total	0	40	2	299	3	341	0	0	0	0	0	0	0	0	1009	199	0	1208	0	13	846	1	0	860	2409
2:00 PM	0	4	0	74	1	78	0	0	0	0	0	0	0	0	289	36	0	325	0	2	212	0	0	214	617
2:15 PM	0	10	0	71	0	81	0	0	0	0	0	0	0	0	263	40	0	303	0	3	233	0	0	236	620
2:30 PM	0	21	0	71	0	92	0	0	0	0	0	0	0	0	270	41	0	311	0	2	208	0	0	210	613
2:45 PM	0	12	0	78	0	90	0	0	0	0	0	0	0	0	271	35	0	306	0	5	223	0	0	228	624
Hourly Total	0	47	0	294	1	341	0	0	0	0	0	0	0	0	1093	152	0	1245	0	12	876	0	0	888	2474
3:00 PM	0	13	0	75	4	88	0	0	0	0	0	0	0	0	278	60	0	338	0	3	217	0	0	220	646
3:15 PM	0	10	1	76	1	87	0	0	0	0	0	0	0	0	287	44	0	331	0	1	241	0	0	242	660
3:30 PM	0	12	0	78	0	90	0	0	0	0	0	0	0	0	274	50	0	324	0	3	230	0	0	233	647
3:45 PM	0	15	0	85	1	100	0	0	0	0	0	0	0	0	282	60	0	342	0	1	228	0	0	229	671
Hourly Total	0	50	1	314	6	365	0	0	0	0	0	0	0	0	1121	214	0	1335	0	8	916	0	0	924	2624
4:00 PM	0	10	1	89	1	100	0	0	0	0	0	0	0	0	260	45	0	305	0	0	225	0	0	225	630
4:15 PM	0	11	0	101	0	112	0	0	0	0	0	0	0	0	300	38	0	338	0	5	246	0	0	251	701
4:30 PM	0	10	0	73	1	83	0	0	0	0	0	0	0	0	307	63	0	370	0	5	290	0	0	295	748
4:45 PM	0	8	0	87	0	95	0	0	0	0	0	0	0	0	280	51	0	331	0	5	265	0	0	270	696
Hourly Total	0	39	1	350	2	390	0	0	0	0	0	0	0	0	1147	197	0	1344	0	15	1026	0	0	1041	2775
5:00 PM	0	12	0	84	2	96	0	0	0	0	0	0	0	0	302	69	0	371	0	4	303	0	0	307	774
5:15 PM	0	18	0	96	2	114	0	0	0	0	0	0	0	0	283	61	0	344	0	4	241	0	0	245	703

EXIT 20 NORTH SIDE

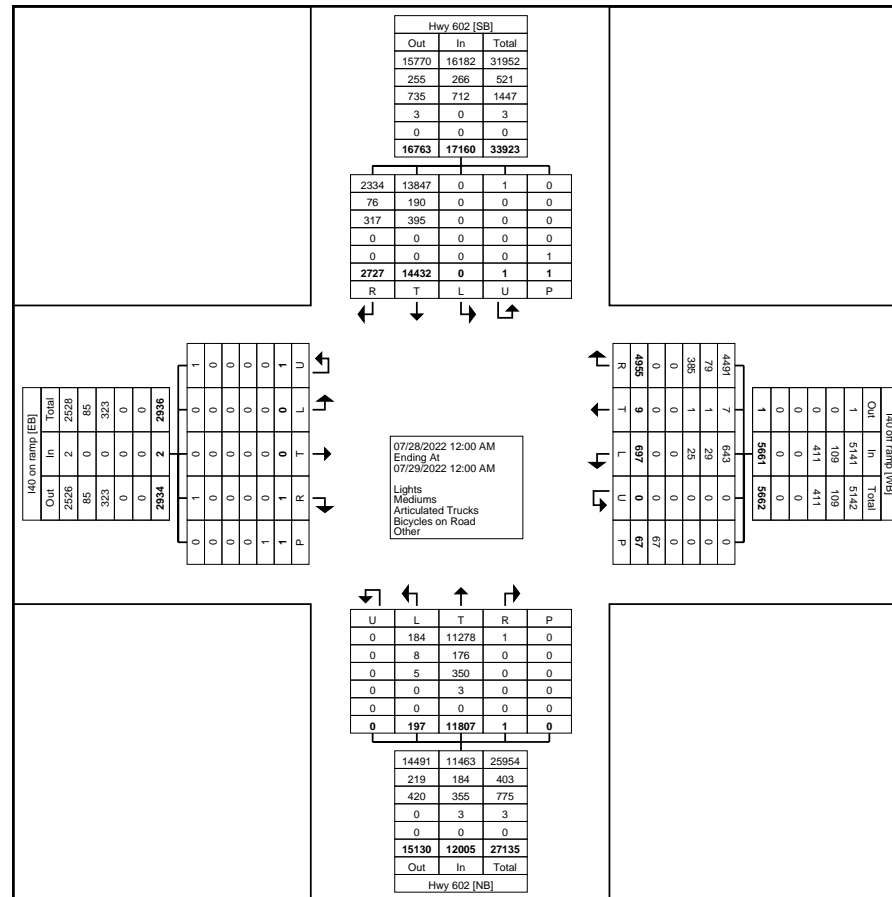
5:30 PM	0	10	0	91	0	101	0	0	0	0	0	0	0	0	318	57	0	375	0	2	197	0	0	199	675
5:45 PM	0	10	0	74	0	84	0	0	0	0	0	0	0	0	291	51	0	342	0	5	219	0	0	224	650
Hourly Total	0	50	0	345	4	395	0	0	0	0	0	0	0	0	1194	238	0	1432	0	15	960	0	0	975	2802
6:00 PM	0	12	0	88	0	100	0	0	0	0	0	0	0	0	279	55	0	334	0	7	193	0	0	200	634
6:15 PM	0	9	0	76	0	85	0	0	0	0	0	0	0	0	294	47	0	341	0	2	183	0	0	185	611
6:30 PM	0	7	0	73	0	80	0	0	0	0	0	0	0	0	234	48	0	282	0	4	182	0	0	186	548
6:45 PM	0	10	0	71	0	81	0	0	0	0	0	0	0	0	227	44	0	271	0	2	138	0	0	140	492
Hourly Total	0	38	0	308	0	346	0	0	0	0	0	0	0	0	1034	194	0	1228	0	15	696	0	0	711	2285
7:00 PM	0	12	0	67	0	79	0	0	0	0	0	0	0	0	216	32	0	248	0	1	140	0	0	141	468
7:15 PM	0	8	0	63	0	71	0	0	0	0	0	0	0	0	211	26	0	237	0	2	129	0	0	131	439
7:30 PM	0	3	0	80	0	83	0	0	0	0	0	0	0	0	182	29	0	211	0	1	132	0	0	133	427
7:45 PM	0	5	0	76	0	81	0	0	0	0	0	0	0	0	180	35	0	215	0	4	144	0	0	148	444
Hourly Total	0	28	0	286	0	314	0	0	0	0	0	0	0	0	789	122	0	911	0	8	545	0	0	553	1778
8:00 PM	0	6	0	49	0	55	0	0	0	0	0	0	0	0	169	32	0	201	0	0	119	0	0	119	375
8:15 PM	0	12	0	59	1	71	0	0	0	0	0	0	0	0	158	46	0	204	0	4	132	0	0	136	411
8:30 PM	0	7	0	71	1	78	0	0	0	0	0	0	0	0	147	30	0	177	0	0	104	0	0	104	359
8:45 PM	0	3	0	55	0	58	0	0	0	0	0	0	0	0	139	29	0	168	0	1	114	0	0	115	341
Hourly Total	0	28	0	234	2	262	0	0	0	0	0	0	0	0	613	137	0	750	0	5	469	0	0	474	1486
9:00 PM	0	2	0	52	0	54	0	0	0	0	0	0	0	0	137	27	0	164	0	0	86	0	0	86	304
9:15 PM	0	4	0	48	1	52	0	0	0	0	0	0	0	0	113	28	0	141	0	1	72	0	0	73	266
9:30 PM	0	3	0	40	2	43	0	0	0	0	0	0	0	0	92	27	0	119	0	2	77	0	0	79	241
9:45 PM	0	5	0	41	4	46	0	0	0	0	0	0	0	0	120	22	0	142	0	3	66	0	0	69	257
Hourly Total	0	14	0	181	7	195	0	0	0	0	0	0	0	0	462	104	0	566	0	6	301	0	0	307	1068
10:00 PM	0	7	0	33	0	40	0	0	0	0	0	0	0	0	105	22	0	127	0	1	67	0	0	68	235
10:15 PM	0	5	0	30	0	35	0	0	0	0	0	0	0	0	85	15	0	100	0	0	51	0	0	51	186
10:30 PM	0	5	0	21	1	26	0	0	0	0	0	0	0	0	62	12	0	74	0	1	40	0	0	41	141
10:45 PM	0	5	0	27	0	32	0	0	0	0	0	0	0	0	79	10	0	89	0	3	43	0	0	46	167
Hourly Total	0	22	0	111	1	133	0	0	0	0	0	0	0	0	331	59	0	390	0	5	201	0	0	206	729
11:00 PM	0	6	0	22	2	28	0	0	0	0	0	0	0	0	68	7	0	75	0	1	44	0	0	45	148
11:15 PM	0	2	0	25	0	27	0	0	0	0	0	0	0	0	52	10	0	62	0	1	35	0	0	36	125
11:30 PM	0	4	0	18	0	22	0	0	0	0	0	0	0	0	43	12	0	55	0	1	22	0	0	23	100
11:45 PM	0	5	0	20	1	25	1	0	0	0	0	1	0	0	40	8	0	48	0	0	32	0	0	32	106
Hourly Total	0	17	0	85	3	102	1	0	0	0	0	1	0	0	203	37	0	240	0	3	133	0	0	136	479
Grand Total	0	697	9	4955	67	5661	1	0	0	1	1	2	1	0	14432	2727	1	17160	0	197	11807	1	0	12005	34828
Approach %	0.0	12.3	0.2	87.5	-	-	50.0	0.0	0.0	50.0	-	-	0.0	0.0	84.1	15.9	-	-	0.0	1.6	98.4	0.0	-	-	-
Total %	0.0	2.0	0.0	14.2	-	16.3	0.0	0.0	0.0	0.0	-	0.0	0.0	41.4	7.8	-	49.3	0.0	0.6	33.9	0.0	-	34.5	-	
Lights	0	643	7	4491	-	5141	1	0	0	1	-	2	1	0	13847	2334	-	16182	0	184	11278	1	-	11463	32788
% Lights	-	92.3	77.8	90.6	-	90.8	100.0	-	-	100.0	-	100.0	100.0	-	95.9	85.6	-	94.3	-	93.4	95.5	100.0	-	95.5	94.1
Mediums	0	29	1	79	-	109	0	0	0	0	-	0	0	0	190	76	-	266	0	8	176	0	-	184	559
% Mediums	-	4.2	11.1	1.6	-	1.9	0.0	-	-	0.0	-	0.0	0.0	-	1.3	2.8	-	1.6	-	4.1	1.5	0.0	-	1.5	1.6
Articulated Trucks	0	25	1	385	-	411	0	0	0	0	-	0	0	0	395	317	-	712	0	5	350	0	-	355	1478
% Articulated Trucks	-	3.6	11.1	7.8	-	7.3	0.0	-	-	0.0	-	0.0	0.0	-	2.7	11.6	-	4.1	-	2.5	3.0	0.0	-	3.0	4.2
Bicycles on Road	0	0	0	0	-	0	0	0	0	0	-	0	0	0	0	0	-	0	0	0	3	0	-	3	3
% Bicycles on Road	-	0.0	0.0	0.0	-	0.0	0.0	-	-	0.0	-	0.0	0.0	-	0.0	0.0	-	0.0	-	0.0	0.0	0.0	-	0.0	0.0
Bicycles on Crosswalk	-	-	-	-	10	-	-	-	-	-	0	-	-	-	-	-	0	-	-	-	-	-	0	-	-
% Bicycles on Crosswalk	-	-	-	-	14.9	-	-	-	-	0.0	-	-	-	-	-	-	0.0	-	-	-	-	-	-	-	-
Pedestrians	-	-	-	-	57	-	-	-	-	-	1	-	-	-	-	-	1	-	-	-	-	-	0	-	-
% Pedestrians	-	-	-	-	85.1	-	-	-	-	100.0	-	-	-	-	-	-	100.0	-	-	-	-	-	-	-	-

EXIT 20 NORTH SIDE



Lee Engineering, LLC
 Phoenix, Arizona - Dallas, Texas
 Oklahoma City, Oklahoma - San Antonio, Texas
 Albuquerque, New Mexico, United States 87113
 5053380988 pbarricklow@lee-eng.com

Count Name: NM320.01 I-40 Phase A
 Site Code:
 Start Date: 07/28/2022
 Page No: 4



EXIT 20 NORTH SIDE



Lee Engineering, LLC
 Phoenix, Arizona - Dallas, Texas
 Oklahoma City, Oklahoma - San Antonio, Texas
 Albuquerque, New Mexico, United States 87113
 5053380988 pbarricklow@lee-eng.com

Count Name: NM320.01 I-40 Phase A
 Site Code:
 Start Date: 07/28/2022
 Page No: 5

Turning Movement Peak Hour Data (11:00 AM)

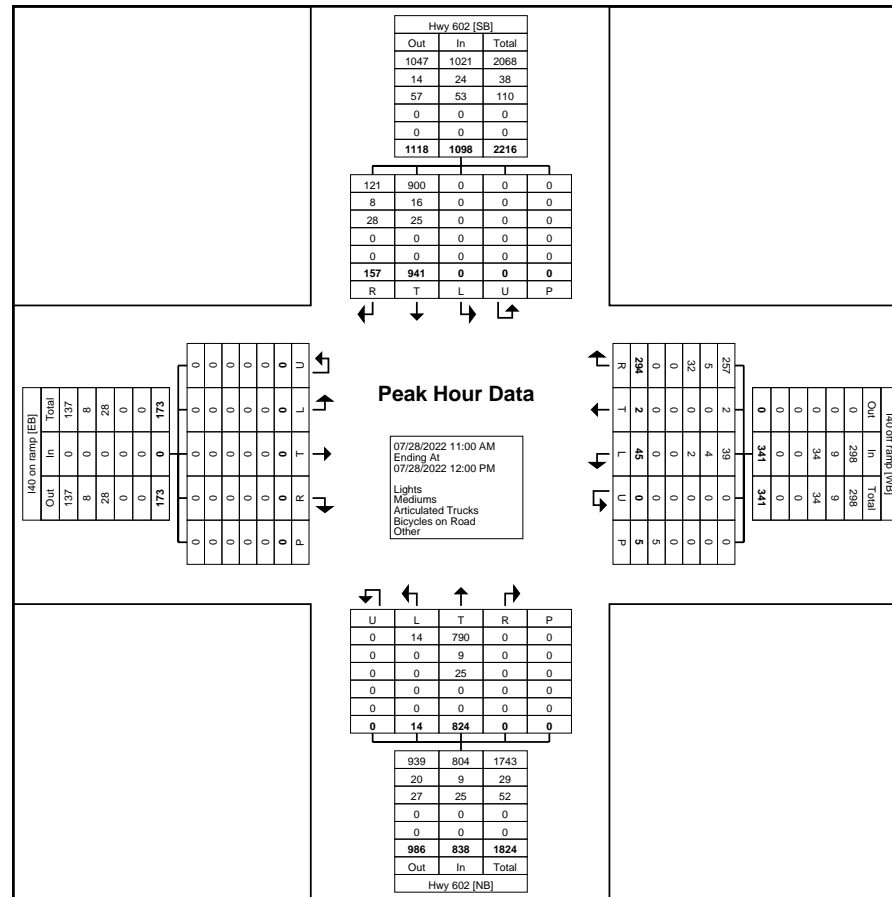
Start Time	I40 off ramp Westbound						I40 on ramp Eastbound						Hwy 602 Southbound						Hwy 602 Northbound						Int. Total
	U-Turn	Left	Thru	Right	Peds	App. Total	U-Turn	Left	Thru	Right	Peds	App. Total	U-Turn	Left	Thru	Right	Peds	App. Total	U-Turn	Left	Thru	Right	Peds	App. Total	
11:00 AM	0	10	0	78	1	88	0	0	0	0	0	0	0	0	224	44	0	268	0	4	194	0	0	198	554
11:15 AM	0	10	2	79	2	91	0	0	0	0	0	0	0	0	205	34	0	239	0	1	195	0	0	196	526
11:30 AM	0	9	0	73	0	82	0	0	0	0	0	0	0	0	257	43	0	300	0	5	193	0	0	198	580
11:45 AM	0	16	0	64	2	80	0	0	0	0	0	0	0	0	255	36	0	291	0	4	242	0	0	246	617
Total	0	45	2	294	5	341	0	0	0	0	0	0	0	0	941	157	0	1098	0	14	824	0	0	838	2277
Approach %	0.0	13.2	0.6	86.2	-	-	0.0	0.0	0.0	0.0	-	-	0.0	0.0	85.7	14.3	-	-	0.0	1.7	98.3	0.0	-	-	-
Total %	0.0	2.0	0.1	12.9	-	15.0	0.0	0.0	0.0	0.0	-	0.0	0.0	0.0	41.3	6.9	-	48.2	0.0	0.6	36.2	0.0	-	36.8	-
PHF	0.000	0.703	0.250	0.930	-	0.937	0.000	0.000	0.000	0.000	-	0.000	0.000	0.000	0.915	0.892	-	0.915	0.000	0.700	0.851	0.000	-	0.852	0.923
Lights	0	39	2	257	-	298	0	0	0	0	-	0	0	0	900	121	-	1021	0	14	790	0	-	804	2123
% Lights	-	86.7	100.0	87.4	-	87.4	-	-	-	-	-	-	-	-	95.6	77.1	-	93.0	-	100.0	95.9	-	-	95.9	93.2
Mediums	0	4	0	5	-	9	0	0	0	0	-	0	0	0	16	8	-	24	0	0	9	0	-	9	42
% Mediums	-	8.9	0.0	1.7	-	2.6	-	-	-	-	-	-	-	-	1.7	5.1	-	2.2	-	0.0	1.1	-	-	1.1	1.8
Articulated Trucks	0	2	0	32	-	34	0	0	0	0	-	0	0	0	25	28	-	53	0	0	25	0	-	25	112
% Articulated Trucks	-	4.4	0.0	10.9	-	10.0	-	-	-	-	-	-	-	-	2.7	17.8	-	4.8	-	0.0	3.0	-	-	3.0	4.9
Bicycles on Road	0	0	0	0	-	0	0	0	0	0	-	0	0	0	0	0	-	0	0	0	0	0	-	0	0
% Bicycles on Road	-	0.0	0.0	0.0	-	0.0	-	-	-	-	-	-	-	-	0.0	0.0	-	0.0	-	0.0	0.0	-	-	0.0	0.0
Bicycles on Crosswalk	-	-	-	-	0	-	-	-	-	0	-	-	-	-	-	-	0	-	-	-	-	0	-	-	-
% Bicycles on Crosswalk	-	-	-	-	0.0	-	-	-	-	-	-	-	-	-	-	-	-	-	-	-	-	-	-	-	-
Pedestrians	-	-	-	-	5	-	-	-	-	0	-	-	-	-	-	-	0	-	-	-	-	0	-	-	-
% Pedestrians	-	-	-	-	100.0	-	-	-	-	-	-	-	-	-	-	-	-	-	-	-	-	-	-	-	-

EXIT 20 NORTH SIDE



Lee Engineering, LLC
 Phoenix, Arizona - Dallas, Texas
 Oklahoma City, Oklahoma - San Antonio, Texas
 Albuquerque, New Mexico, United States 87113
 5053380988 pbarricklow@lee-eng.com

Count Name: NM320.01 I-40 Phase A
 Site Code:
 Start Date: 07/28/2022
 Page No: 6



Turning Movement Peak Hour Data Plot (11:00 AM)

EXIT 20 NORTH SIDE



Lee Engineering, LLC
 Phoenix, Arizona - Dallas, Texas
 Oklahoma City, Oklahoma - San Antonio, Texas
 Albuquerque, New Mexico, United States 87113
 5053380988 pbarricklow@lee-eng.com

Count Name: NM320.01 I-40 Phase A
 Site Code:
 Start Date: 07/28/2022
 Page No: 7

Turning Movement Peak Hour Data (4:30 PM)

Start Time	I40 off ramp Westbound						I40 on ramp Eastbound						Hwy 602 Southbound						Hwy 602 Northbound						Int. Total
	U-Turn	Left	Thru	Right	Peds	App. Total	U-Turn	Left	Thru	Right	Peds	App. Total	U-Turn	Left	Thru	Right	Peds	App. Total	U-Turn	Left	Thru	Right	Peds	App. Total	
4:30 PM	0	10	0	73	1	83	0	0	0	0	0	0	0	0	307	63	0	370	0	5	290	0	0	295	748
4:45 PM	0	8	0	87	0	95	0	0	0	0	0	0	0	0	280	51	0	331	0	5	265	0	0	270	696
5:00 PM	0	12	0	84	2	96	0	0	0	0	0	0	0	0	302	69	0	371	0	4	303	0	0	307	774
5:15 PM	0	18	0	96	2	114	0	0	0	0	0	0	0	0	283	61	0	344	0	4	241	0	0	245	703
Total	0	48	0	340	5	388	0	0	0	0	0	0	0	0	1172	244	0	1416	0	18	1099	0	0	1117	2921
Approach %	0.0	12.4	0.0	87.6	-	-	0.0	0.0	0.0	0.0	-	-	0.0	0.0	82.8	17.2	-	-	0.0	1.6	98.4	0.0	-	-	-
Total %	0.0	1.6	0.0	11.6	-	13.3	0.0	0.0	0.0	0.0	-	0.0	0.0	0.0	40.1	8.4	-	48.5	0.0	0.6	37.6	0.0	-	38.2	-
PHF	0.000	0.667	0.000	0.885	-	0.851	0.000	0.000	0.000	0.000	-	0.000	0.000	0.000	0.954	0.884	-	0.954	0.000	0.900	0.907	0.000	-	0.910	0.943
Lights	0	46	0	321	-	367	0	0	0	0	-	0	0	0	1146	218	-	1364	0	18	1071	0	-	1089	2820
% Lights	-	95.8	-	94.4	-	94.6	-	-	-	-	-	-	-	-	97.8	89.3	-	96.3	-	100.0	97.5	-	-	97.5	96.5
Mediums	0	1	0	4	-	5	0	0	0	0	-	0	0	0	11	6	-	17	0	0	11	0	-	11	33
% Mediums	-	2.1	-	1.2	-	1.3	-	-	-	-	-	-	-	-	0.9	2.5	-	1.2	-	0.0	1.0	-	-	1.0	1.1
Articulated Trucks	0	1	0	15	-	16	0	0	0	0	-	0	0	0	15	20	-	35	0	0	17	0	-	17	68
% Articulated Trucks	-	2.1	-	4.4	-	4.1	-	-	-	-	-	-	-	-	1.3	8.2	-	2.5	-	0.0	1.5	-	-	1.5	2.3
Bicycles on Road	0	0	0	0	-	0	0	0	0	0	-	0	0	0	0	0	-	0	0	0	0	0	-	0	0
% Bicycles on Road	-	0.0	-	0.0	-	0.0	-	-	-	-	-	-	-	-	0.0	0.0	-	0.0	-	0.0	0.0	-	-	0.0	0.0
Bicycles on Crosswalk	-	-	-	-	1	-	-	-	-	-	0	-	-	-	-	-	0	-	-	-	-	-	0	-	-
% Bicycles on Crosswalk	-	-	-	-	20.0	-	-	-	-	-	-	-	-	-	-	-	-	-	-	-	-	-	-	-	-
Pedestrians	-	-	-	-	4	-	-	-	-	-	0	-	-	-	-	-	0	-	-	-	-	-	0	-	-
% Pedestrians	-	-	-	-	80.0	-	-	-	-	-	-	-	-	-	-	-	-	-	-	-	-	-	-	-	-

EXIT 20 SOUTH SIDE



Lee Engineering, LLC
 Phoenix, Arizona - Dallas, Texas
 Oklahoma City, Oklahoma - San Antonio, Texas
 Albuquerque, New Mexico, United States 87113
 5053380988 pbarricklow@lee-eng.com

Count Name: NM320.01 I-40 Phase A
 Site Code:
 Start Date: 07/28/2022
 Page No: 1

Turning Movement Data

Start Time	I40 on ramp Westbound						I40 off ramp Eastbound						Hwy 602 Southbound						Hwy 602 Northbound						Int. Total
	U-Turn	Left	Thru	Right	Peds	App. Total	U-Turn	Left	Thru	Right	Peds	App. Total	U-Turn	Left	Thru	Right	Peds	App. Total	U-Turn	Left	Thru	Right	Peds	App. Total	
12:00 AM	0	1	0	0	2	1	0	9	1	2	0	12	0	0	10	7	0	17	0	0	28	1	0	29	59
12:15 AM	0	0	0	0	1	0	0	7	0	1	0	8	0	0	15	8	0	23	0	0	13	2	0	15	46
12:30 AM	0	0	0	0	0	0	0	7	0	0	0	7	0	0	13	2	0	15	0	0	6	2	0	8	30
12:45 AM	0	0	0	0	2	0	0	6	0	0	0	6	0	0	11	2	0	13	0	0	7	0	0	7	26
Hourly Total	0	1	0	0	5	1	0	29	1	3	0	33	0	0	49	19	0	68	0	0	54	5	0	59	161
1:00 AM	0	0	0	0	1	0	0	5	0	1	0	6	0	0	16	8	0	24	0	0	6	6	0	12	42
1:15 AM	0	0	0	0	0	0	0	5	1	0	0	6	0	0	7	2	0	9	0	0	11	1	0	12	27
1:30 AM	0	0	0	0	0	0	0	7	0	0	0	7	0	0	11	6	0	17	0	0	4	1	0	5	29
1:45 AM	0	0	0	0	2	0	0	4	1	2	0	7	0	0	4	9	0	13	0	0	7	0	0	7	27
Hourly Total	0	0	0	0	3	0	0	21	2	3	0	26	0	0	38	25	0	63	0	0	28	8	0	36	125
2:00 AM	0	0	0	0	0	0	0	5	0	0	0	5	0	0	6	6	0	12	0	0	3	1	0	4	21
2:15 AM	0	0	0	0	0	0	0	3	0	0	0	3	0	0	6	5	0	11	0	0	2	1	0	3	17
2:30 AM	0	0	0	0	3	0	0	5	0	1	0	6	0	0	1	2	0	3	0	0	2	0	0	2	11
2:45 AM	0	0	0	0	0	0	0	4	0	0	0	4	0	0	4	7	0	11	0	0	3	1	0	4	19
Hourly Total	0	0	0	0	3	0	0	17	0	1	0	18	0	0	17	20	0	37	0	0	10	3	0	13	68
3:00 AM	0	0	0	0	2	0	0	3	0	0	1	3	0	0	2	1	0	3	0	0	7	0	0	7	13
3:15 AM	0	0	0	0	0	0	0	6	0	1	0	7	1	0	4	5	0	10	0	0	3	0	0	3	20
3:30 AM	0	0	0	0	1	0	0	7	0	0	0	7	0	0	4	4	0	8	0	0	6	0	0	6	21
3:45 AM	0	0	0	0	0	0	0	7	0	2	0	9	0	0	5	8	0	13	0	0	15	1	0	16	38
Hourly Total	0	0	0	0	3	0	0	23	0	3	1	26	1	0	15	18	0	34	0	0	31	1	0	32	92
4:00 AM	0	0	0	0	0	0	0	4	0	0	0	4	0	0	4	6	0	10	0	0	9	0	0	9	23
4:15 AM	0	0	0	0	0	0	0	7	0	0	0	7	0	0	5	3	0	8	0	0	2	0	0	2	17
4:30 AM	0	0	0	0	0	0	0	4	0	0	0	4	0	0	6	10	0	16	0	0	13	3	0	16	36
4:45 AM	0	0	0	0	0	0	0	10	0	0	0	10	0	0	11	5	0	16	0	0	16	1	0	17	43
Hourly Total	0	0	0	0	0	0	0	25	0	0	0	25	0	0	26	24	0	50	0	0	40	4	0	44	119
5:00 AM	0	0	0	0	0	0	0	9	0	1	0	10	0	0	20	10	0	30	0	0	18	2	0	20	60
5:15 AM	0	0	0	0	2	0	0	6	0	0	0	6	0	0	12	10	0	22	0	0	18	2	0	20	48
5:30 AM	0	0	0	0	2	0	0	11	0	1	0	12	0	0	17	18	0	35	0	0	22	5	0	27	74
5:45 AM	0	0	0	0	0	0	0	12	0	2	0	14	1	0	18	13	0	32	0	0	33	4	0	37	83
Hourly Total	0	0	0	0	4	0	0	38	0	4	0	42	1	0	67	51	0	119	0	0	91	13	0	104	265
6:00 AM	0	0	0	0	1	0	0	12	0	0	0	12	0	0	31	24	0	55	0	0	46	1	0	47	114
6:15 AM	0	0	0	0	1	0	0	7	0	3	0	10	0	0	29	15	0	44	0	0	40	4	0	44	98
6:30 AM	0	0	0	0	0	0	0	10	0	4	0	14	0	0	47	28	0	75	0	0	44	11	0	55	144
6:45 AM	0	0	0	0	0	0	0	9	0	2	0	11	0	0	85	35	0	120	0	0	64	9	0	73	204
Hourly Total	0	0	0	0	2	0	0	38	0	9	0	47	0	0	192	102	0	294	0	0	194	25	0	219	560

EXIT 20 SOUTH SIDE

7:00 AM	0	0	0	0	0	0	0	21	0	3	0	24	0	0	103	32	0	135	0	0	73	8	0	81	240
7:15 AM	0	0	0	0	0	0	0	22	0	3	0	25	0	0	102	50	0	152	0	0	92	12	0	104	281
7:30 AM	0	0	0	0	0	0	0	26	0	5	0	31	0	0	115	45	0	160	0	0	115	14	0	129	320
7:45 AM	0	0	0	0	0	0	0	27	0	8	0	35	0	0	196	74	0	270	0	0	105	15	0	120	425
Hourly Total	0	0	0	0	0	0	0	96	0	19	0	115	0	0	516	201	0	717	0	0	385	49	0	434	1266
8:00 AM	0	0	0	0	1	0	0	21	0	7	0	28	0	0	145	48	0	193	0	0	98	16	0	114	335
8:15 AM	0	1	0	0	3	1	0	15	0	6	0	21	0	0	128	43	0	171	0	0	105	8	0	113	306
8:30 AM	0	0	0	0	1	0	0	30	0	5	0	35	0	0	126	43	0	169	0	0	114	11	0	125	329
8:45 AM	0	0	0	0	0	0	0	40	0	5	0	45	0	0	165	41	0	206	0	0	150	5	0	155	406
Hourly Total	0	1	0	0	5	1	0	106	0	23	0	129	0	0	564	175	0	739	0	0	467	40	0	507	1376
9:00 AM	0	0	0	0	2	0	0	26	0	3	0	29	1	0	149	50	0	200	0	0	125	13	0	138	367
9:15 AM	0	0	0	0	0	0	0	25	0	8	0	33	0	0	143	70	0	213	0	0	135	9	0	144	390
9:30 AM	0	0	0	0	1	0	0	34	0	3	0	37	0	0	138	58	0	196	0	0	142	13	0	155	388
9:45 AM	0	0	0	0	0	0	0	47	0	1	0	48	0	0	162	52	0	214	0	0	184	13	0	197	459
Hourly Total	0	0	0	0	3	0	0	132	0	15	0	147	1	0	592	230	0	823	0	0	586	48	0	634	1604
10:00 AM	0	0	0	0	2	0	0	30	0	6	0	36	0	0	149	60	0	209	0	0	128	11	0	139	384
10:15 AM	0	0	1	0	3	1	0	29	0	4	0	33	0	0	134	50	0	184	0	0	144	13	0	157	375
10:30 AM	0	0	0	0	0	0	0	28	0	6	2	34	1	0	131	38	0	170	0	0	161	6	0	167	371
10:45 AM	0	0	0	0	1	0	0	30	0	4	0	34	0	0	167	49	0	216	0	0	204	12	0	216	466
Hourly Total	0	0	1	0	6	1	0	117	0	20	2	137	1	0	581	197	0	779	0	0	637	42	0	679	1596
11:00 AM	0	0	0	0	1	0	0	27	0	9	0	36	0	0	145	68	0	213	0	0	166	14	0	180	429
11:15 AM	0	0	0	0	2	0	0	43	1	8	0	52	0	0	151	64	0	215	0	0	161	17	0	178	445
11:30 AM	0	0	0	0	0	0	0	35	0	3	0	38	0	0	194	60	0	254	0	0	167	15	0	182	474
11:45 AM	0	0	0	0	2	0	0	42	1	5	0	48	0	0	202	69	0	271	0	0	191	9	0	200	519
Hourly Total	0	0	0	0	5	0	0	147	2	25	0	174	0	0	692	261	0	953	0	0	685	55	0	740	1867
12:00 PM	0	0	0	0	0	0	0	29	0	7	0	36	0	0	200	59	0	259	0	0	225	11	0	236	531
12:15 PM	0	0	0	0	2	0	0	35	0	5	0	40	1	0	223	63	0	287	0	0	218	9	0	227	554
12:30 PM	0	0	0	0	0	0	0	38	0	1	0	39	0	0	210	54	0	264	0	0	189	18	0	207	510
12:45 PM	0	0	0	0	3	0	0	38	0	4	0	42	0	0	198	61	0	259	0	0	179	15	0	194	495
Hourly Total	0	0	0	0	5	0	0	140	0	17	0	157	1	0	831	237	0	1069	0	0	811	53	0	864	2090
1:00 PM	0	0	0	0	0	0	0	42	0	4	0	46	0	0	215	85	0	300	1	0	175	15	0	191	537
1:15 PM	0	0	0	0	0	0	0	56	0	6	0	62	0	0	180	74	0	254	0	0	180	19	0	199	515
1:30 PM	0	0	0	0	0	0	0	53	0	4	0	57	0	0	217	79	0	296	0	0	184	15	0	199	552
1:45 PM	0	0	0	0	0	0	0	39	0	5	1	44	0	0	198	103	0	301	0	0	181	14	0	195	540
Hourly Total	0	0	0	0	0	0	0	190	0	19	1	209	0	0	810	341	0	1151	1	0	720	63	0	784	2144
2:00 PM	0	0	0	0	1	0	0	31	0	4	1	35	0	0	204	86	0	290	0	0	183	13	0	196	521
2:15 PM	0	0	0	0	2	0	0	46	1	3	0	50	0	0	192	79	0	271	0	0	202	15	0	217	538
2:30 PM	0	0	0	0	0	0	0	43	1	12	0	56	0	0	210	75	0	285	0	0	175	17	0	192	533
2:45 PM	0	0	0	0	0	0	0	48	0	6	0	54	0	0	206	88	0	294	0	0	189	11	0	200	548
Hourly Total	0	0	0	0	3	0	0	168	2	25	1	195	0	0	812	328	0	1140	0	0	749	56	0	805	2140
3:00 PM	0	0	0	0	2	0	0	47	0	2	0	49	0	0	210	76	0	286	0	0	181	15	0	196	531
3:15 PM	0	0	0	0	1	0	0	57	1	2	0	60	0	0	215	92	0	307	0	0	188	7	0	195	562
3:30 PM	0	0	0	0	0	0	0	30	0	8	0	38	0	0	211	79	0	290	0	0	221	16	0	237	565
3:45 PM	0	0	0	0	1	0	0	60	0	6	0	66	0	0	218	71	0	289	0	0	184	20	0	204	559
Hourly Total	0	0	0	0	4	0	0	194	1	18	0	213	0	0	854	318	0	1172	0	0	774	58	0	832	2217
4:00 PM	0	0	0	0	1	0	0	39	0	7	0	46	1	0	196	79	0	276	0	0	177	23	0	200	522
4:15 PM	0	0	0	0	0	0	0	33	1	7	0	41	0	0	215	86	0	301	0	0	212	12	0	224	566
4:30 PM	0	0	1	0	0	1	0	53	0	6	1	59	0	0	199	110	0	309	0	0	227	24	0	251	620
4:45 PM	0	0	0	0	0	0	0	29	0	4	0	33	0	0	222	94	0	316	0	0	241	13	0	254	603
Hourly Total	0	0	1	0	1	1	0	154	1	24	1	179	1	0	832	369	0	1202	0	0	857	72	0	929	2311
5:00 PM	0	0	0	0	0	0	0	50	0	7	0	57	1	0	223	98	0	322	0	0	260	21	0	281	660
5:15 PM	0	0	0	0	4	0	0	50	1	1	0	52	1	1	207	102	0	311	0	0	195	19	0	214	577

EXIT 20 SOUTH SIDE

5:30 PM	0	0	0	0	1	0	0	32	0	6	0	38	0	0	236	109	0	345	0	0	164	16	0	180	563
5:45 PM	0	0	0	0	0	0	0	35	0	3	0	38	0	0	195	116	0	311	0	0	181	9	0	190	539
Hourly Total	0	0	0	0	5	0	0	167	1	17	0	185	2	1	861	425	0	1289	0	0	800	65	0	865	2339
6:00 PM	0	0	0	0	0	0	0	40	0	1	0	41	1	1	205	109	0	316	0	0	174	12	0	186	543
6:15 PM	0	0	0	0	0	0	0	38	0	2	0	40	0	0	199	88	0	287	0	0	150	8	0	158	485
6:30 PM	0	0	0	0	0	0	0	39	0	3	0	42	0	0	180	78	0	258	0	0	140	10	0	150	450
6:45 PM	0	0	0	0	2	0	0	36	0	4	0	40	0	2	162	70	0	234	1	0	115	13	0	129	403
Hourly Total	0	0	0	0	2	0	0	153	0	10	0	163	1	3	746	345	0	1095	1	0	579	43	0	623	1881
7:00 PM	0	0	0	0	0	0	0	23	0	3	0	26	0	0	157	79	0	236	0	0	121	9	0	130	392
7:15 PM	0	0	0	0	1	0	0	29	0	1	0	30	0	1	109	75	0	185	0	0	104	6	0	110	325
7:30 PM	0	0	0	0	1	0	0	37	0	5	0	42	0	0	129	73	0	202	0	0	99	13	0	112	356
7:45 PM	0	0	0	0	0	0	0	44	0	2	0	46	0	0	102	65	0	167	0	0	99	12	0	111	324
Hourly Total	0	0	0	0	2	0	0	133	0	11	0	144	0	1	497	292	0	790	0	0	423	40	0	463	1397
8:00 PM	0	0	0	0	0	0	0	31	0	1	0	32	0	0	113	62	0	175	0	0	86	7	0	93	300
8:15 PM	0	0	0	0	1	0	0	35	0	2	0	37	0	0	113	56	0	169	0	0	108	6	0	114	320
8:30 PM	0	0	0	0	0	0	0	20	0	1	0	21	0	1	105	53	0	159	0	0	91	2	0	93	273
8:45 PM	0	0	0	0	1	0	0	23	0	3	0	26	0	0	94	57	0	151	0	0	86	9	0	95	272
Hourly Total	0	0	0	0	2	0	0	109	0	7	0	116	0	1	425	228	0	654	0	0	371	24	0	395	1165
9:00 PM	0	0	0	0	1	0	0	19	0	1	0	20	0	0	90	45	0	135	0	0	66	6	0	72	227
9:15 PM	0	0	0	0	1	0	0	22	0	1	0	23	0	0	91	40	0	131	0	0	55	11	0	66	220
9:30 PM	0	0	0	0	2	0	0	34	0	0	0	34	0	0	58	39	0	97	0	0	48	7	0	55	186
9:45 PM	0	0	0	0	4	0	0	15	0	3	0	18	0	0	77	41	0	118	0	0	53	3	0	56	192
Hourly Total	0	0	0	0	8	0	0	90	0	5	0	95	0	0	316	165	0	481	0	0	222	27	0	249	825
10:00 PM	0	0	0	0	0	0	0	19	1	5	0	25	0	0	74	41	0	115	0	0	49	3	0	52	192
10:15 PM	0	0	0	0	0	0	0	15	0	1	0	16	0	0	57	37	0	94	0	0	35	5	0	40	150
10:30 PM	0	0	0	0	0	0	0	11	0	0	0	11	0	0	36	27	0	63	0	0	34	3	0	37	111
10:45 PM	0	0	0	0	1	0	0	17	0	1	0	18	0	0	51	29	0	80	0	0	28	2	0	30	128
Hourly Total	0	0	0	0	1	0	0	62	1	7	0	70	0	0	218	134	0	352	0	0	146	13	0	159	581
11:00 PM	0	0	0	0	2	0	0	14	0	1	0	15	0	0	45	35	0	80	0	0	32	2	0	34	129
11:15 PM	0	0	0	0	0	0	0	11	0	1	0	12	0	0	28	27	0	55	0	0	27	3	0	30	97
11:30 PM	0	0	0	0	0	0	0	5	0	2	0	7	0	0	28	21	0	49	0	0	16	4	0	20	76
11:45 PM	0	0	0	0	0	0	0	8	0	0	0	8	0	0	30	17	0	47	0	0	25	0	0	25	80
Hourly Total	0	0	0	0	2	0	0	38	0	4	0	42	0	0	131	100	0	231	0	0	100	9	0	109	382
Grand Total	0	2	2	0	74	4	0	2387	11	289	6	2687	9	6	10682	4605	0	15302	2	0	9760	816	0	10578	28571
Approach %	0.0	50.0	50.0	0.0	-	-	0.0	88.8	0.4	10.8	-	-	0.1	0.0	69.8	30.1	-	-	0.0	0.0	92.3	7.7	-	-	-
Total %	0.0	0.0	0.0	0.0	-	0.0	0.0	8.4	0.0	1.0	-	9.4	0.0	0.0	37.4	16.1	-	53.6	0.0	0.0	34.2	2.9	-	37.0	-
Lights	0	0	2	0	-	2	0	2024	4	276	-	2304	7	6	10475	4176	-	14664	2	0	9584	777	-	10363	27333
% Lights	-	0.0	100.0	-	-	50.0	-	84.8	36.4	95.5	-	85.7	77.8	100.0	98.1	90.7	-	95.8	100.0	-	98.2	95.2	-	98.0	95.7
Mediums	0	0	0	0	-	0	0	54	0	7	-	61	0	0	142	74	-	216	0	0	119	18	-	137	414
% Mediums	-	0.0	0.0	-	-	0.0	-	2.3	0.0	2.4	-	2.3	0.0	0.0	1.3	1.6	-	1.4	0.0	-	1.2	2.2	-	1.3	1.4
Articulated Trucks	0	0	0	0	-	0	0	307	7	6	-	320	2	0	65	355	-	422	0	0	55	21	-	76	818
% Articulated Trucks	-	0.0	0.0	-	-	0.0	-	12.9	63.6	2.1	-	11.9	22.2	0.0	0.6	7.7	-	2.8	0.0	-	0.6	2.6	-	0.7	2.9
Bicycles on Road	0	2	0	0	-	2	0	2	0	0	-	2	0	0	0	0	-	0	0	0	2	0	-	2	6
% Bicycles on Road	-	100.0	0.0	-	-	50.0	-	0.1	0.0	0.0	-	0.1	0.0	0.0	0.0	0.0	-	0.0	0.0	-	0.0	0.0	-	0.0	0.0
Bicycles on Crosswalk	-	-	-	-	13	-	-	-	-	-	0	-	-	-	-	-	0	-	-	-	-	-	0	-	-
% Bicycles on Crosswalk	-	-	-	-	17.6	-	-	-	-	-	0.0	-	-	-	-	-	-	-	-	-	-	-	-	-	-
Pedestrians	-	-	-	-	61	-	-	-	-	-	6	-	-	-	-	-	0	-	-	-	-	-	0	-	-
% Pedestrians	-	-	-	-	82.4	-	-	-	-	-	100.0	-	-	-	-	-	-	-	-	-	-	-	-	-	-

EXIT 20 SOUTH SIDE



Lee Engineering, LLC
 Phoenix, Arizona - Dallas, Texas
 Oklahoma City, Oklahoma - San Antonio, Texas
 Albuquerque, New Mexico, United States 87113
 5053380988 pbarricklow@lee-eng.com

Count Name: NM320.01 I-40 Phase A
 Site Code:
 Start Date: 07/28/2022
 Page No: 5

Turning Movement Peak Hour Data (11:00 AM)

Start Time	I40 on ramp Westbound						I40 off ramp Eastbound						Hwy 602 Southbound						Hwy 602 Northbound						Int. Total
	U-Turn	Left	Thru	Right	Peds	App. Total	U-Turn	Left	Thru	Right	Peds	App. Total	U-Turn	Left	Thru	Right	Peds	App. Total	U-Turn	Left	Thru	Right	Peds	App. Total	
11:00 AM	0	0	0	0	1	0	0	27	0	9	0	36	0	0	145	68	0	213	0	0	166	14	0	180	429
11:15 AM	0	0	0	0	2	0	0	43	1	8	0	52	0	0	151	64	0	215	0	0	161	17	0	178	445
11:30 AM	0	0	0	0	0	0	0	35	0	3	0	38	0	0	194	60	0	254	0	0	167	15	0	182	474
11:45 AM	0	0	0	0	2	0	0	42	1	5	0	48	0	0	202	69	0	271	0	0	191	9	0	200	519
Total	0	0	0	0	5	0	0	147	2	25	0	174	0	0	692	261	0	953	0	0	685	55	0	740	1867
Approach %	0.0	0.0	0.0	0.0	-	-	0.0	84.5	1.1	14.4	-	-	0.0	0.0	72.6	27.4	-	-	0.0	0.0	92.6	7.4	-	-	-
Total %	0.0	0.0	0.0	0.0	-	0.0	0.0	7.9	0.1	1.3	-	9.3	0.0	0.0	37.1	14.0	-	51.0	0.0	0.0	36.7	2.9	-	39.6	-
PHF	0.000	0.000	0.000	0.000	-	0.000	0.000	0.855	0.500	0.694	-	0.837	0.000	0.000	0.856	0.946	-	0.879	0.000	0.000	0.897	0.809	-	0.925	0.899
Lights	0	0	0	0	-	0	0	123	1	24	-	148	0	0	678	229	-	907	0	0	671	51	-	722	1777
% Lights	-	-	-	-	-	-	-	83.7	50.0	96.0	-	85.1	-	-	98.0	87.7	-	95.2	-	-	98.0	92.7	-	97.6	95.2
Mediums	0	0	0	0	-	0	0	4	0	1	-	5	0	0	10	10	-	20	0	0	8	2	-	10	35
% Mediums	-	-	-	-	-	-	-	2.7	0.0	4.0	-	2.9	-	-	1.4	3.8	-	2.1	-	-	1.2	3.6	-	1.4	1.9
Articulated Trucks	0	0	0	0	-	0	0	20	1	0	-	21	0	0	4	22	-	26	0	0	6	2	-	8	55
% Articulated Trucks	-	-	-	-	-	-	-	13.6	50.0	0.0	-	12.1	-	-	0.6	8.4	-	2.7	-	-	0.9	3.6	-	1.1	2.9
Bicycles on Road	0	0	0	0	-	0	0	0	0	0	-	0	0	0	0	0	-	0	0	0	0	0	-	0	0
% Bicycles on Road	-	-	-	-	-	-	-	0.0	0.0	0.0	-	0.0	-	-	0.0	0.0	-	0.0	-	-	0.0	0.0	-	0.0	0.0
Bicycles on Crosswalk	-	-	-	-	0	-	-	-	-	-	0	-	-	-	-	-	0	-	-	-	-	-	0	-	-
% Bicycles on Crosswalk	-	-	-	-	0.0	-	-	-	-	-	-	-	-	-	-	-	-	-	-	-	-	-	-	-	-
Pedestrians	-	-	-	-	5	-	-	-	-	-	0	-	-	-	-	-	0	-	-	-	-	-	0	-	-
% Pedestrians	-	-	-	-	100.0	-	-	-	-	-	-	-	-	-	-	-	-	-	-	-	-	-	-	-	-

EXIT 20 SOUTH SIDE



Lee Engineering, LLC
 Phoenix, Arizona - Dallas, Texas
 Oklahoma City, Oklahoma - San Antonio, Texas
 Albuquerque, New Mexico, United States 87113
 5053380988 pbarricklow@lee-eng.com

Count Name: NM320.01 I-40 Phase A
 Site Code:
 Start Date: 07/28/2022
 Page No: 7

Turning Movement Peak Hour Data (4:30 PM)

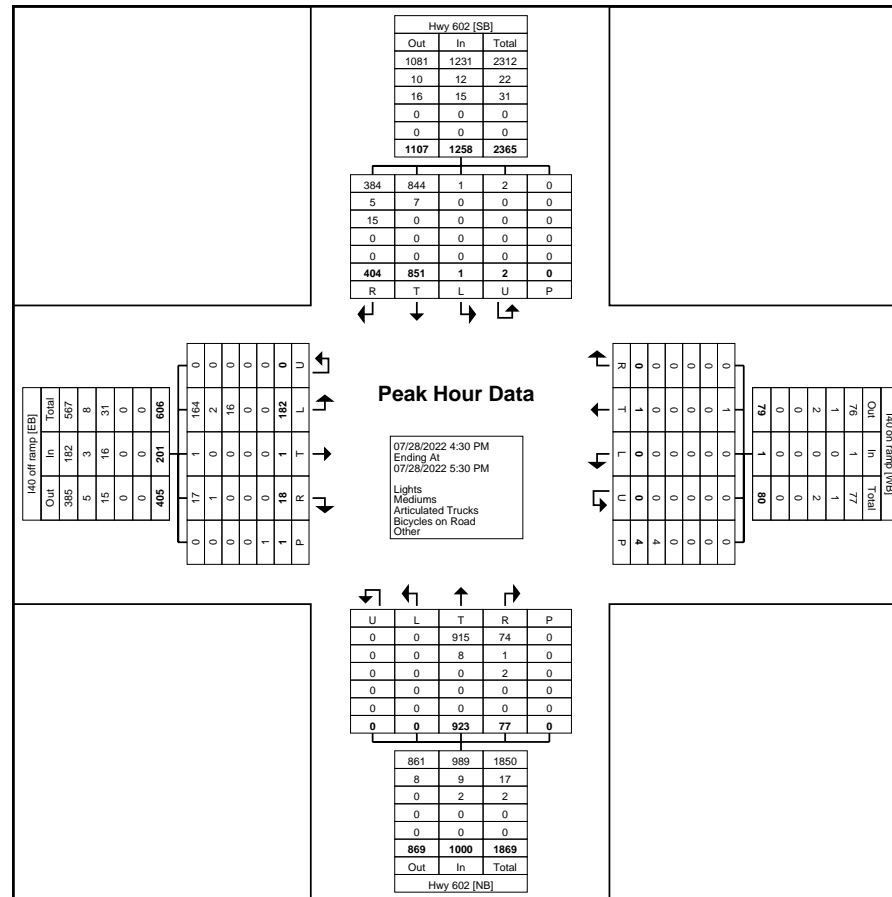
Start Time	I40 on ramp Westbound						I40 off ramp Eastbound						Hwy 602 Southbound						Hwy 602 Northbound						Int. Total
	U-Turn	Left	Thru	Right	Peds	App. Total	U-Turn	Left	Thru	Right	Peds	App. Total	U-Turn	Left	Thru	Right	Peds	App. Total	U-Turn	Left	Thru	Right	Peds	App. Total	
4:30 PM	0	0	1	0	0	1	0	53	0	6	1	59	0	0	199	110	0	309	0	0	227	24	0	251	620
4:45 PM	0	0	0	0	0	0	0	29	0	4	0	33	0	0	222	94	0	316	0	0	241	13	0	254	603
5:00 PM	0	0	0	0	0	0	0	50	0	7	0	57	1	0	223	98	0	322	0	0	260	21	0	281	660
5:15 PM	0	0	0	0	4	0	0	50	1	1	0	52	1	1	207	102	0	311	0	0	195	19	0	214	577
Total	0	0	1	0	4	1	0	182	1	18	1	201	2	1	851	404	0	1258	0	0	923	77	0	1000	2460
Approach %	0.0	0.0	100.0	0.0	-	-	0.0	90.5	0.5	9.0	-	-	0.2	0.1	67.6	32.1	-	-	0.0	0.0	92.3	7.7	-	-	-
Total %	0.0	0.0	0.0	0.0	-	0.0	0.0	7.4	0.0	0.7	-	8.2	0.1	0.0	34.6	16.4	-	51.1	0.0	0.0	37.5	3.1	-	40.7	-
PHF	0.000	0.000	0.250	0.000	-	0.250	0.000	0.858	0.250	0.643	-	0.852	0.500	0.250	0.954	0.918	-	0.977	0.000	0.000	0.888	0.802	-	0.890	0.932
Lights	0	0	1	0	-	1	0	164	1	17	-	182	2	1	844	384	-	1231	0	0	915	74	-	989	2403
% Lights	-	-	100.0	-	-	100.0	-	90.1	100.0	94.4	-	90.5	100.0	100.0	99.2	95.0	-	97.9	-	-	99.1	96.1	-	98.9	97.7
Mediums	0	0	0	0	-	0	0	2	0	1	-	3	0	0	7	5	-	12	0	0	8	1	-	9	24
% Mediums	-	-	0.0	-	-	0.0	-	1.1	0.0	5.6	-	1.5	0.0	0.0	0.8	1.2	-	1.0	-	-	0.9	1.3	-	0.9	1.0
Articulated Trucks	0	0	0	0	-	0	0	16	0	0	-	16	0	0	0	15	-	15	0	0	0	2	-	2	33
% Articulated Trucks	-	-	0.0	-	-	0.0	-	8.8	0.0	0.0	-	8.0	0.0	0.0	0.0	3.7	-	1.2	-	-	0.0	2.6	-	0.2	1.3
Bicycles on Road	0	0	0	0	-	0	0	0	0	0	-	0	0	0	0	0	-	0	0	0	0	0	-	0	0
% Bicycles on Road	-	-	0.0	-	-	0.0	-	0.0	0.0	0.0	-	0.0	0.0	0.0	0.0	0.0	-	0.0	-	-	0.0	0.0	-	0.0	0.0
Bicycles on Crosswalk	-	-	-	-	0	-	-	-	-	-	0	-	-	-	-	-	0	-	-	-	-	-	0	-	-
% Bicycles on Crosswalk	-	-	-	-	0.0	-	-	-	-	-	0.0	-	-	-	-	-	-	-	-	-	-	-	-	-	-
Pedestrians	-	-	-	-	4	-	-	-	-	-	1	-	-	-	-	-	0	-	-	-	-	-	0	-	-
% Pedestrians	-	-	-	-	100.0	-	-	-	-	-	100.0	-	-	-	-	-	-	-	-	-	-	-	-	-	-

EXIT 20 SOUTH SIDE



Lee Engineering, LLC
 Phoenix, Arizona - Dallas, Texas
 Oklahoma City, Oklahoma - San Antonio, Texas
 Albuquerque, New Mexico, United States 87113
 5053380988 pbarricklow@lee-eng.com

Count Name: NM320.01 I-40 Phase A
 Site Code:
 Start Date: 07/28/2022
 Page No: 8



Turning Movement Peak Hour Data Plot (4:30 PM)

EXIT 22 NORTH SIDE



Lee Engineering, LLC
 Phoenix, Arizona - Dallas, Texas
 Oklahoma City, Oklahoma - San Antonio, Texas
 Albuquerque, New Mexico, United States 87113
 5053380988 pbarricklow@lee-eng.com

Count Name: NM320.01 I-40 Phase A
 Site Code: Ford Dr & I-40 WB
 Start Date: 07/27/2022
 Page No: 1

Turning Movement Data

Start Time	Ford Dr Southbound					I-40 EB off ramp Westbound					Ford Dr Northbound					I 40 EB on ramp Eastbound		Int. Total
	Right	Thru	U-Turn	Peds	App. Total	Right	Thru	Left	Peds	App. Total	Thru	Left	U-Turn	Peds	App. Total	Peds	App. Total	
	12:00 AM	0	15	0	0	15	1	0	1	0	2	10	7	0	0	17	0	
12:15 AM	0	8	0	0	8	0	0	1	0	1	11	8	0	0	19	0	0	28
12:30 AM	0	4	0	0	4	0	0	1	0	1	6	6	0	0	12	0	0	17
12:45 AM	0	4	0	0	4	2	0	2	0	4	4	1	0	0	5	0	0	13
Hourly Total	0	31	0	0	31	3	0	5	0	8	31	22	0	0	53	0	0	92
1:00 AM	0	3	0	0	3	1	0	0	0	1	4	2	0	0	6	0	0	10
1:15 AM	0	2	0	0	2	1	0	3	0	4	3	2	0	0	5	0	0	11
1:30 AM	0	4	0	0	4	0	0	0	0	0	2	2	0	0	4	0	0	8
1:45 AM	0	7	0	0	7	1	0	1	0	2	1	1	0	0	2	0	0	11
Hourly Total	0	16	0	0	16	3	0	4	0	7	10	7	0	0	17	0	0	40
2:00 AM	0	1	0	0	1	0	0	0	0	0	5	1	0	0	6	1	0	7
2:15 AM	0	4	0	0	4	0	0	3	0	3	4	0	0	0	4	0	0	11
2:30 AM	1	1	0	0	2	1	0	1	0	2	4	3	0	0	7	0	0	11
2:45 AM	0	3	0	0	3	0	0	2	0	2	1	3	0	0	4	0	0	9
Hourly Total	1	9	0	0	10	1	0	6	0	7	14	7	0	0	21	1	0	38
3:00 AM	1	3	0	0	4	1	0	1	0	2	2	1	0	0	3	0	0	9
3:15 AM	0	1	0	0	1	0	0	0	0	0	7	2	0	0	9	0	0	10
3:30 AM	0	2	0	0	2	0	0	3	0	3	3	1	0	0	4	0	0	9
3:45 AM	1	5	0	0	6	1	0	1	0	2	5	8	0	0	13	0	0	21
Hourly Total	2	11	0	0	13	2	0	5	0	7	17	12	0	0	29	0	0	49
4:00 AM	1	2	0	0	3	1	0	0	0	1	3	2	0	0	5	0	0	9
4:15 AM	0	1	0	0	1	0	0	0	0	0	4	2	0	0	6	0	0	7
4:30 AM	0	7	0	0	7	0	0	0	0	0	3	1	0	0	4	0	0	11
4:45 AM	2	7	0	0	9	1	0	4	0	5	2	5	0	0	7	0	0	21
Hourly Total	3	17	0	0	20	2	0	4	0	6	12	10	0	0	22	0	0	48
5:00 AM	0	6	0	0	6	3	0	2	0	5	5	4	0	0	9	0	0	20
5:15 AM	0	6	0	0	6	1	0	1	0	2	3	3	0	0	6	0	0	14
5:30 AM	0	8	0	0	8	1	0	0	0	1	4	11	0	0	15	0	0	24
5:45 AM	1	5	0	0	6	1	0	4	1	5	7	13	0	0	20	1	0	31
Hourly Total	1	25	0	0	26	6	0	7	1	13	19	31	0	0	50	1	0	89
6:00 AM	0	7	0	0	7	2	0	2	0	4	13	13	0	0	26	0	0	37
6:15 AM	3	16	0	0	19	4	0	2	1	6	14	15	0	1	29	0	0	54
6:30 AM	2	18	0	0	20	6	0	0	0	6	14	14	1	0	29	0	0	55
6:45 AM	5	27	0	0	32	7	0	3	0	10	35	17	0	0	52	0	0	94
Hourly Total	10	68	0	0	78	19	0	7	1	26	76	59	1	1	136	0	0	240
7:00 AM	3	31	0	0	34	3	0	8	0	11	40	29	0	0	69	0	0	114

EXIT 22 NORTH SIDE

7:15 AM	3	37	0	0	40	2	0	12	0	14	47	40	0	0	87	0	0	141
7:30 AM	9	42	0	0	51	10	0	10	0	20	46	33	0	0	79	0	0	150
7:45 AM	3	74	0	0	77	13	0	19	0	32	63	49	0	0	112	0	0	221
Hourly Total	18	184	0	0	202	28	0	49	0	77	196	151	0	0	347	0	0	626
8:00 AM	4	56	0	0	60	9	0	10	0	19	55	28	0	0	83	0	0	162
8:15 AM	8	69	0	0	77	5	0	13	0	18	58	35	0	0	93	1	0	188
8:30 AM	2	60	0	0	62	5	0	11	0	16	45	36	0	0	81	0	0	159
8:45 AM	9	75	0	0	84	18	0	19	0	37	59	35	0	0	94	0	0	215
Hourly Total	23	260	0	0	283	37	0	53	0	90	217	134	0	0	351	1	0	724
9:00 AM	1	84	0	0	85	10	0	11	0	21	48	31	0	0	79	0	0	185
9:15 AM	1	50	0	0	51	10	0	11	0	21	67	26	0	0	93	0	0	165
9:30 AM	3	61	0	0	64	8	0	11	0	19	59	37	0	0	96	0	0	179
9:45 AM	5	68	0	0	73	11	1	13	0	25	86	16	0	0	102	0	0	200
Hourly Total	10	263	0	0	273	39	1	46	0	86	260	110	0	0	370	0	0	729
10:00 AM	6	65	0	0	71	9	0	6	0	15	86	42	0	0	128	0	0	214
10:15 AM	5	80	0	0	85	11	1	14	0	26	80	40	0	0	120	0	0	231
10:30 AM	1	67	0	0	68	7	0	16	0	23	67	46	0	0	113	0	0	204
10:45 AM	3	67	0	0	70	11	0	11	0	22	95	50	0	0	145	0	0	237
Hourly Total	15	279	0	0	294	38	1	47	0	86	328	178	0	0	506	0	0	886
11:00 AM	5	91	0	1	96	5	2	11	0	18	91	41	0	0	132	0	0	246
11:15 AM	2	85	0	0	87	10	0	10	0	20	79	32	0	0	111	0	0	218
11:30 AM	3	103	0	0	106	10	0	18	1	28	102	40	1	0	143	0	0	277
11:45 AM	10	94	0	0	104	14	0	18	0	32	107	38	0	0	145	0	0	281
Hourly Total	20	373	0	1	393	39	2	57	1	98	379	151	1	0	531	0	0	1022
12:00 PM	4	100	0	0	104	9	0	18	0	27	96	40	0	0	136	0	0	267
12:15 PM	8	92	0	0	100	13	0	9	0	22	96	42	0	1	138	1	0	260
12:30 PM	4	98	0	0	102	5	3	8	0	16	96	40	0	0	136	0	0	254
12:45 PM	2	100	0	0	102	14	3	16	0	33	98	47	0	0	145	0	0	280
Hourly Total	18	390	0	0	408	41	6	51	0	98	386	169	0	1	555	1	0	1061
1:00 PM	3	96	0	0	99	5	1	12	0	18	106	53	0	0	159	0	0	276
1:15 PM	4	105	0	0	109	2	0	13	0	15	98	43	1	0	142	0	0	266
1:30 PM	7	91	0	0	98	7	1	18	0	26	90	38	0	0	128	2	0	252
1:45 PM	1	108	0	0	109	4	0	8	0	12	73	42	0	0	115	0	0	236
Hourly Total	15	400	0	0	415	18	2	51	0	71	367	176	1	0	544	2	0	1030
2:00 PM	3	107	0	0	110	10	0	9	0	19	88	34	0	0	122	0	0	251
2:15 PM	3	89	0	1	92	11	1	15	1	27	87	27	0	0	114	0	0	233
2:30 PM	4	122	0	0	126	2	0	11	0	13	93	42	1	1	136	0	0	275
2:45 PM	5	120	0	0	125	7	0	12	1	19	121	31	0	0	152	0	0	296
Hourly Total	15	438	0	1	453	30	1	47	2	78	389	134	1	1	524	0	0	1055
3:00 PM	6	116	0	0	122	9	0	12	0	21	94	38	0	0	132	0	0	275
3:15 PM	7	116	0	0	123	11	0	16	0	27	121	44	1	0	166	0	0	316
3:30 PM	8	124	0	0	132	11	0	17	0	28	108	44	0	0	152	0	0	312
3:45 PM	9	109	0	0	118	5	0	15	0	20	86	48	0	0	134	2	0	272
Hourly Total	30	465	0	0	495	36	0	60	0	96	409	174	1	0	584	2	0	1175
4:00 PM	3	105	0	0	108	7	0	10	0	17	108	43	0	1	151	0	0	276
4:15 PM	5	107	1	0	113	11	1	10	0	22	91	53	0	0	144	0	0	279
4:30 PM	4	103	0	0	107	5	0	13	0	18	115	50	0	0	165	0	0	290
4:45 PM	5	112	0	0	117	8	1	13	0	22	118	52	0	0	170	1	0	309
Hourly Total	17	427	1	0	445	31	2	46	0	79	432	198	0	1	630	1	0	1154
5:00 PM	6	136	0	0	142	15	0	6	0	21	143	58	1	0	202	0	0	365
5:15 PM	7	127	0	0	134	7	0	10	0	17	99	50	0	0	149	0	0	300
5:30 PM	10	133	0	0	143	6	1	12	0	19	96	50	0	0	146	0	0	308

EXIT 22 NORTH SIDE

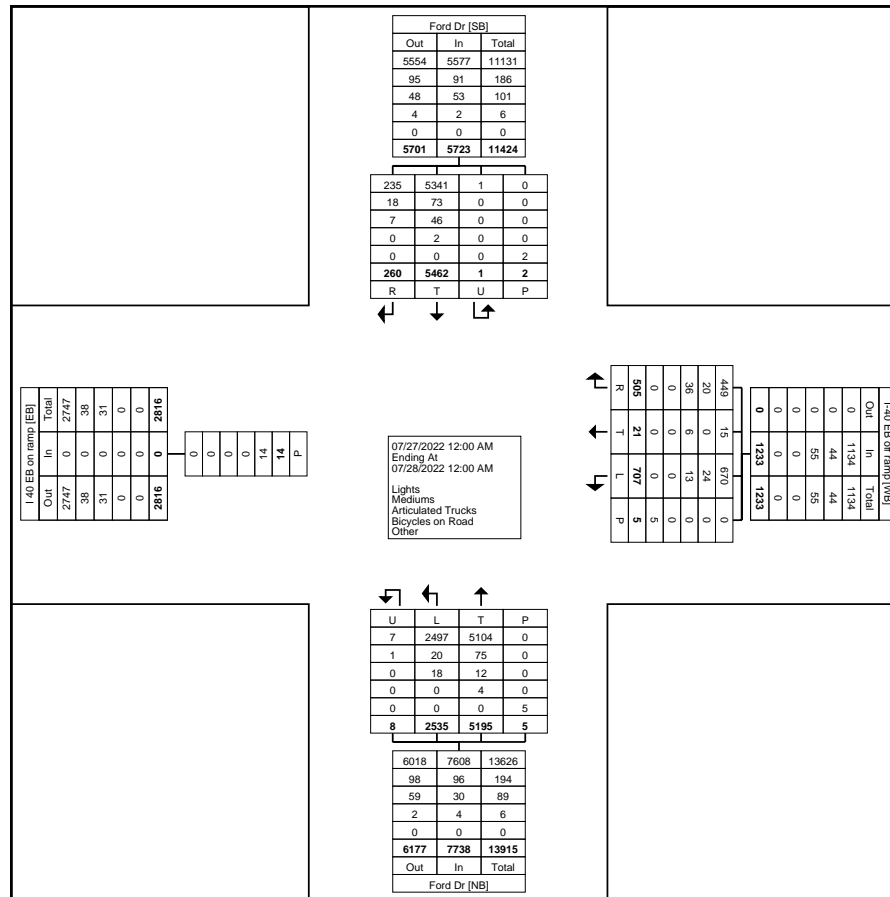
5:45 PM	4	119	0	0	123	9	0	13	0	22	92	52	0	0	144	0	0	289
Hourly Total	27	515	0	0	542	37	1	41	0	79	430	210	1	0	641	0	0	1262
6:00 PM	5	104	0	0	109	2	0	7	0	9	90	45	0	0	135	0	0	253
6:15 PM	1	111	0	0	112	5	0	7	0	12	78	34	0	0	112	0	0	236
6:30 PM	0	116	0	0	116	5	1	9	0	15	76	45	0	0	121	0	0	252
6:45 PM	2	79	0	0	81	3	0	9	0	12	82	40	0	0	122	2	0	215
Hourly Total	8	410	0	0	418	15	1	32	0	48	326	164	0	0	490	2	0	956
7:00 PM	1	81	0	0	82	5	0	14	0	19	71	47	0	0	118	1	0	219
7:15 PM	1	69	0	0	70	6	0	8	0	14	76	26	0	0	102	0	0	186
7:30 PM	5	65	0	0	70	5	0	6	0	11	54	34	0	0	88	0	0	169
7:45 PM	2	96	0	0	98	7	0	4	0	11	70	33	0	0	103	0	0	212
Hourly Total	9	311	0	0	320	23	0	32	0	55	271	140	0	0	411	1	0	786
8:00 PM	0	72	0	0	72	5	0	5	0	10	53	26	0	0	79	1	0	161
8:15 PM	3	61	0	0	64	9	0	7	0	16	67	42	0	0	109	0	0	189
8:30 PM	2	52	0	0	54	4	0	5	0	9	55	32	0	0	87	0	0	150
8:45 PM	0	62	0	0	62	6	0	5	0	11	55	26	0	0	81	0	0	154
Hourly Total	5	247	0	0	252	24	0	22	0	46	230	126	0	0	356	1	0	654
9:00 PM	2	53	0	0	55	6	2	6	0	14	45	24	0	0	69	0	0	138
9:15 PM	0	43	0	0	43	7	0	6	0	13	66	33	0	0	99	0	0	155
9:30 PM	3	32	0	0	35	2	0	5	0	7	79	34	0	0	113	1	0	155
9:45 PM	2	35	0	0	37	4	0	3	0	7	40	16	0	0	56	0	0	100
Hourly Total	7	163	0	0	170	19	2	20	0	41	230	107	0	0	337	1	0	548
10:00 PM	2	22	0	0	24	2	1	6	0	9	43	12	0	0	55	0	0	88
10:15 PM	1	41	0	0	42	5	0	2	0	7	33	9	0	0	42	0	0	91
10:30 PM	0	20	0	0	20	1	0	1	0	2	22	8	0	1	30	0	0	52
10:45 PM	1	17	0	0	18	1	0	3	0	4	14	13	2	0	29	0	0	51
Hourly Total	4	100	0	0	104	9	1	12	0	22	112	42	2	1	156	0	0	282
11:00 PM	0	23	0	0	23	3	0	1	0	4	21	4	0	0	25	0	0	52
11:15 PM	1	14	0	0	15	2	1	1	0	4	20	11	0	0	31	0	0	50
11:30 PM	1	9	0	0	10	0	0	0	0	0	9	3	0	0	12	0	0	22
11:45 PM	0	14	0	0	14	0	0	1	0	1	4	5	0	0	9	0	0	24
Hourly Total	2	60	0	0	62	5	1	3	0	9	54	23	0	0	77	0	0	148
Grand Total	260	5462	1	2	5723	505	21	707	5	1233	5195	2535	8	5	7738	14	0	14694
Approach %	4.5	95.4	0.0	-	-	41.0	1.7	57.3	-	-	67.1	32.8	0.1	-	-	-	-	-
Total %	1.8	37.2	0.0	-	38.9	3.4	0.1	4.8	-	8.4	35.4	17.3	0.1	-	52.7	-	0.0	-
Lights	235	5341	1	-	5577	449	15	670	-	1134	5104	2497	7	-	7608	-	0	14319
% Lights	90.4	97.8	100.0	-	97.4	88.9	71.4	94.8	-	92.0	98.2	98.5	87.5	-	98.3	-	-	97.4
Mediums	18	73	0	-	91	20	0	24	-	44	75	20	1	-	96	-	0	231
% Mediums	6.9	1.3	0.0	-	1.6	4.0	0.0	3.4	-	3.6	1.4	0.8	12.5	-	1.2	-	-	1.6
Articulated Trucks	7	46	0	-	53	36	6	13	-	55	12	18	0	-	30	-	0	138
% Articulated Trucks	2.7	0.8	0.0	-	0.9	7.1	28.6	1.8	-	4.5	0.2	0.7	0.0	-	0.4	-	-	0.9
Bicycles on Road	0	2	0	-	2	0	0	0	-	0	4	0	0	-	4	-	0	6
% Bicycles on Road	0.0	0.0	0.0	-	0.0	0.0	0.0	0.0	-	0.0	0.1	0.0	0.0	-	0.1	-	-	0.0
Bicycles on Crosswalk	-	-	-	0	-	-	-	-	1	-	-	-	-	1	-	1	-	-
% Bicycles on Crosswalk	-	-	-	0.0	-	-	-	-	20.0	-	-	-	-	20.0	-	7.1	-	-
Pedestrians	-	-	-	2	-	-	-	-	4	-	-	-	-	4	-	13	-	-
% Pedestrians	-	-	-	100.0	-	-	-	-	80.0	-	-	-	-	80.0	-	92.9	-	-

EXIT 22 NORTH SIDE



Lee Engineering, LLC
 Phoenix, Arizona - Dallas, Texas
 Oklahoma City, Oklahoma - San Antonio, Texas
 Albuquerque, New Mexico, United States 87113
 5053380988 pbarricklow@lee-eng.com

Count Name: NM320.01 I-40 Phase A
 Site Code: Ford Dr & I-40 WB
 Start Date: 07/27/2022
 Page No: 4



Turning Movement Data Plot

EXIT 22 NORTH SIDE



Lee Engineering, LLC
 Phoenix, Arizona - Dallas, Texas
 Oklahoma City, Oklahoma - San Antonio, Texas
 Albuquerque, New Mexico, United States 87113
 5053380988 pbarricklow@lee-eng.com

Count Name: NM320.01 I-40 Phase A
 Site Code: Ford Dr & I-40 WB
 Start Date: 07/27/2022
 Page No: 5

Turning Movement Peak Hour Data (11:00 AM)

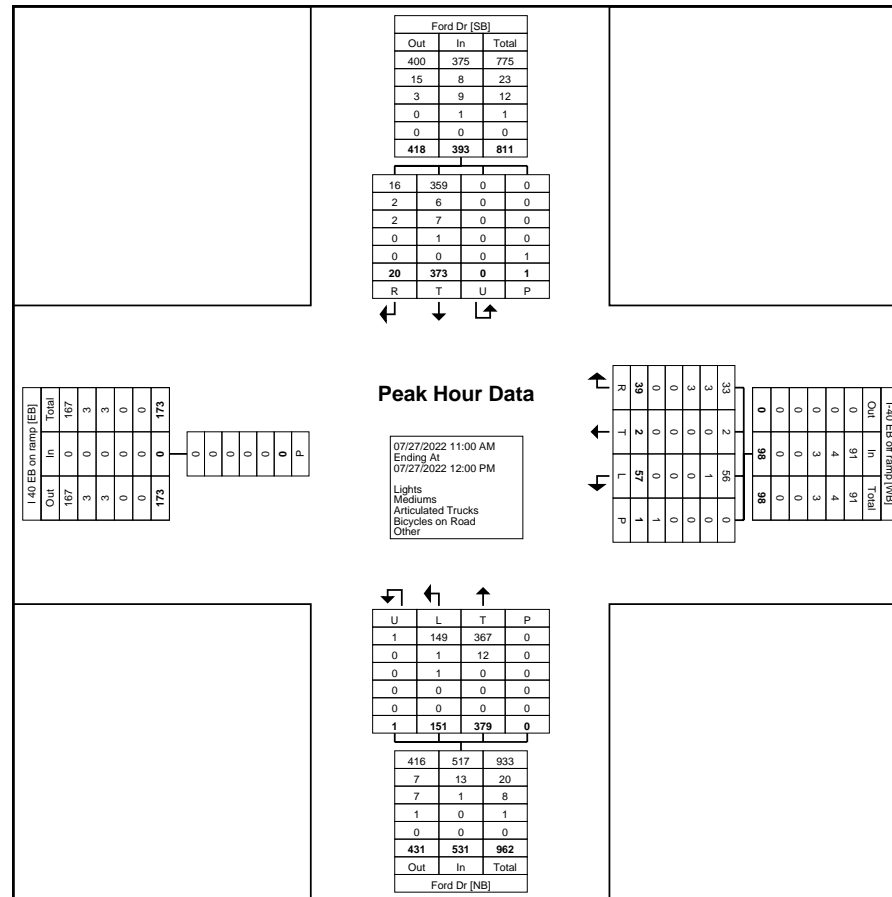
Start Time	Ford Dr Southbound					I-40 EB off ramp Westbound					Ford Dr Northbound					I 40 EB on ramp Eastbound		Int. Total
	Right	Thru	U-Turn	Peds	App. Total	Right	Thru	Left	Peds	App. Total	Thru	Left	U-Turn	Peds	App. Total	Peds	App. Total	
11:00 AM	5	91	0	1	96	5	2	11	0	18	91	41	0	0	132	0	0	246
11:15 AM	2	85	0	0	87	10	0	10	0	20	79	32	0	0	111	0	0	218
11:30 AM	3	103	0	0	106	10	0	18	1	28	102	40	1	0	143	0	0	277
11:45 AM	10	94	0	0	104	14	0	18	0	32	107	38	0	0	145	0	0	281
Total	20	373	0	1	393	39	2	57	1	98	379	151	1	0	531	0	0	1022
Approach %	5.1	94.9	0.0	-	-	39.8	2.0	58.2	-	-	71.4	28.4	0.2	-	-	-	-	-
Total %	2.0	36.5	0.0	-	38.5	3.8	0.2	5.6	-	9.6	37.1	14.8	0.1	-	52.0	-	0.0	-
PHF	0.500	0.905	0.000	-	0.927	0.696	0.250	0.792	-	0.766	0.886	0.921	0.250	-	0.916	-	0.000	0.909
Lights	16	359	0	-	375	33	2	56	-	91	367	149	1	-	517	-	0	983
% Lights	80.0	96.2	-	-	95.4	84.6	100.0	98.2	-	92.9	96.8	98.7	100.0	-	97.4	-	-	96.2
Mediums	2	6	0	-	8	3	0	1	-	4	12	1	0	-	13	-	0	25
% Mediums	10.0	1.6	-	-	2.0	7.7	0.0	1.8	-	4.1	3.2	0.7	0.0	-	2.4	-	-	2.4
Articulated Trucks	2	7	0	-	9	3	0	0	-	3	0	1	0	-	1	-	0	13
% Articulated Trucks	10.0	1.9	-	-	2.3	7.7	0.0	0.0	-	3.1	0.0	0.7	0.0	-	0.2	-	-	1.3
Bicycles on Road	0	1	0	-	1	0	0	0	-	0	0	0	0	-	0	-	0	1
% Bicycles on Road	0.0	0.3	-	-	0.3	0.0	0.0	0.0	-	0.0	0.0	0.0	0.0	-	0.0	-	-	0.1
Bicycles on Crosswalk	-	-	-	0	-	-	-	-	0	-	-	-	-	0	-	0	-	-
% Bicycles on Crosswalk	-	-	-	0.0	-	-	-	-	0.0	-	-	-	-	-	-	-	-	-
Pedestrians	-	-	-	1	-	-	-	-	1	-	-	-	-	0	-	0	-	-
% Pedestrians	-	-	-	100.0	-	-	-	-	100.0	-	-	-	-	-	-	-	-	-

EXIT 22 NORTH SIDE



Lee Engineering, LLC
 Phoenix, Arizona - Dallas, Texas
 Oklahoma City, Oklahoma - San Antonio, Texas
 Albuquerque, New Mexico, United States 87113
 5053380988 pbarricklow@lee-eng.com

Count Name: NM320.01 I-40 Phase A
 Site Code: Ford Dr & I-40 WB
 Start Date: 07/27/2022
 Page No: 6



Turning Movement Peak Hour Data Plot (11:00 AM)

EXIT 22 NORTH SIDE



Lee Engineering, LLC
 Phoenix, Arizona - Dallas, Texas
 Oklahoma City, Oklahoma - San Antonio, Texas
 Albuquerque, New Mexico, United States 87113
 5053380988 pbarricklow@lee-eng.com

Count Name: NM320.01 I-40 Phase A
 Site Code: Ford Dr & I-40 WB
 Start Date: 07/27/2022
 Page No: 7

Turning Movement Peak Hour Data (4:45 PM)

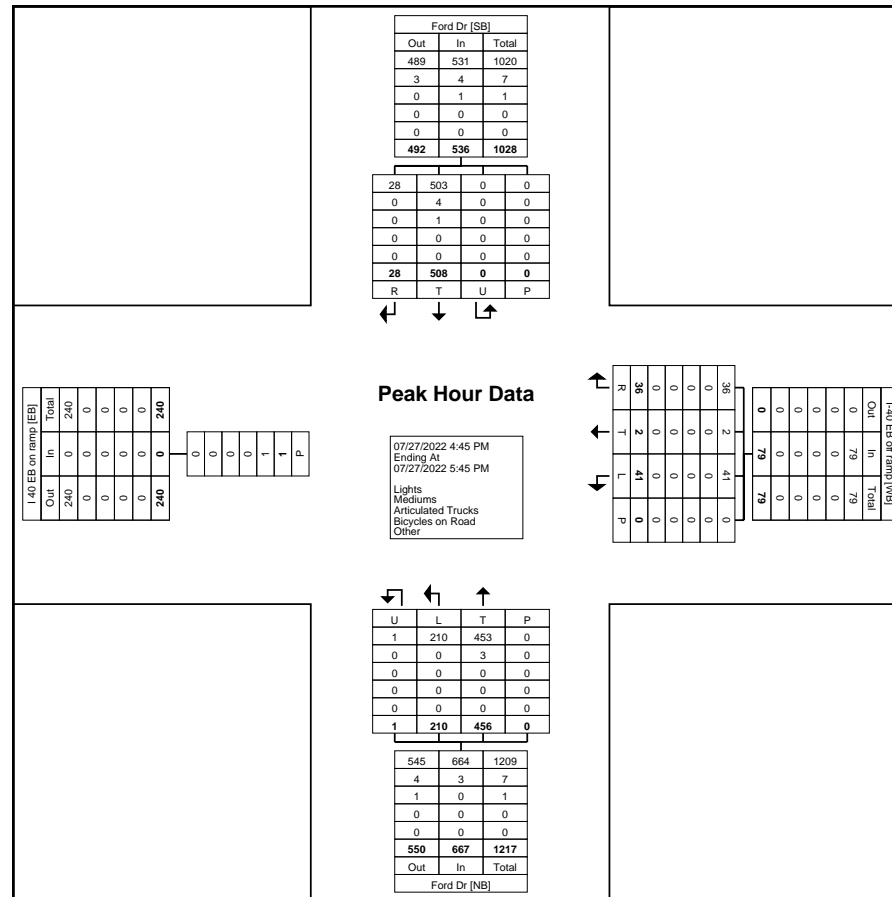
Start Time	Ford Dr Southbound					I-40 EB off ramp Westbound					Ford Dr Northbound					I 40 EB on ramp Eastbound		Int. Total
	Right	Thru	U-Turn	Peds	App. Total	Right	Thru	Left	Peds	App. Total	Thru	Left	U-Turn	Peds	App. Total	Peds	App. Total	
4:45 PM	5	112	0	0	117	8	1	13	0	22	118	52	0	0	170	1	0	309
5:00 PM	6	136	0	0	142	15	0	6	0	21	143	58	1	0	202	0	0	365
5:15 PM	7	127	0	0	134	7	0	10	0	17	99	50	0	0	149	0	0	300
5:30 PM	10	133	0	0	143	6	1	12	0	19	96	50	0	0	146	0	0	308
Total	28	508	0	0	536	36	2	41	0	79	456	210	1	0	667	1	0	1282
Approach %	5.2	94.8	0.0	-	-	45.6	2.5	51.9	-	-	68.4	31.5	0.1	-	-	-	-	-
Total %	2.2	39.6	0.0	-	41.8	2.8	0.2	3.2	-	6.2	35.6	16.4	0.1	-	52.0	-	0.0	-
PHF	0.700	0.934	0.000	-	0.937	0.600	0.500	0.788	-	0.898	0.797	0.905	0.250	-	0.825	-	0.000	0.878
Lights	28	503	0	-	531	36	2	41	-	79	453	210	1	-	664	-	0	1274
% Lights	100.0	99.0	-	-	99.1	100.0	100.0	100.0	-	100.0	99.3	100.0	100.0	-	99.6	-	-	99.4
Mediums	0	4	0	-	4	0	0	0	-	0	3	0	0	-	3	-	0	7
% Mediums	0.0	0.8	-	-	0.7	0.0	0.0	0.0	-	0.0	0.7	0.0	0.0	-	0.4	-	-	0.5
Articulated Trucks	0	1	0	-	1	0	0	0	-	0	0	0	0	-	0	-	0	1
% Articulated Trucks	0.0	0.2	-	-	0.2	0.0	0.0	0.0	-	0.0	0.0	0.0	0.0	-	0.0	-	-	0.1
Bicycles on Road	0	0	0	-	0	0	0	0	-	0	0	0	0	-	0	-	0	0
% Bicycles on Road	0.0	0.0	-	-	0.0	0.0	0.0	0.0	-	0.0	0.0	0.0	0.0	-	0.0	-	-	0.0
Bicycles on Crosswalk	-	-	-	0	-	-	-	-	0	-	-	-	-	0	-	0	-	-
% Bicycles on Crosswalk	-	-	-	-	-	-	-	-	-	-	-	-	-	-	-	0.0	-	-
Pedestrians	-	-	-	0	-	-	-	-	0	-	-	-	-	0	-	1	-	-
% Pedestrians	-	-	-	-	-	-	-	-	-	-	-	-	-	-	-	100.0	-	-

EXIT 22 NORTH SIDE



Lee Engineering, LLC
 Phoenix, Arizona - Dallas, Texas
 Oklahoma City, Oklahoma - San Antonio, Texas
 Albuquerque, New Mexico, United States 87113
 5053380988 pbarricklow@lee-eng.com

Count Name: NM320.01 I-40 Phase A
 Site Code: Ford Dr & I-40 WB
 Start Date: 07/27/2022
 Page No: 8



Turning Movement Peak Hour Data Plot (4:45 PM)

EXIT 22 SOUTH SIDE



Lee Engineering, LLC
 Phoenix, Arizona - Dallas, Texas
 Oklahoma City, Oklahoma - San Antonio, Texas
 Albuquerque, New Mexico, United States 87113
 5053380988 pbarricklow@lee-eng.com

Count Name: NM320.01 I-40 Phase A
 Site Code:
 Start Date: 07/27/2022
 Page No: 1

Turning Movement Data

Start Time	I40 EB on ramp Westbound						I40 EB off ramp Eastbound						Ford Rd Southbound						Ford Rd Northbound						Int. Total	
	U-Turn	Left	Thru	Right	Peds	App. Total	U-Turn	Left	Thru	Right	Peds	App. Total	U-Turn	Left	Thru	Right	Peds	App. Total	U-Turn	Left	Thru	Right	Peds	App. Total		
12:00 AM	0	0	0	0	0	0	0	1	0	4	0	5	0	3	12	0	0	15	0	0	14	1	0	15	35	
12:15 AM	0	0	0	0	0	0	0	0	1	2	0	3	0	1	8	0	0	9	0	0	20	0	0	20	32	
12:30 AM	0	0	0	0	0	0	0	2	0	2	0	4	0	1	4	0	0	5	0	0	8	1	0	9	18	
12:45 AM	0	0	0	0	0	0	0	0	0	3	0	3	0	0	6	0	0	6	0	0	6	0	0	6	15	
Hourly Total	0	0	0	0	0	0	0	3	1	11	0	15	0	5	30	0	0	35	0	0	48	2	0	50	100	
1:00 AM	0	0	0	0	0	0	0	0	0	5	0	5	0	0	3	0	0	3	0	0	6	1	0	7	15	
1:15 AM	0	0	0	0	0	0	0	0	0	2	0	2	0	0	5	0	0	5	0	0	6	2	0	8	15	
1:30 AM	0	0	0	0	0	0	0	0	0	4	0	4	0	0	4	0	0	4	0	0	3	0	0	3	11	
1:45 AM	0	0	0	0	0	0	0	0	0	1	2	1	3	0	0	8	0	0	8	0	0	2	1	0	3	14
Hourly Total	0	0	0	0	0	0	0	0	0	1	13	1	14	0	0	20	0	0	20	0	0	17	4	0	21	55
2:00 AM	0	0	0	0	0	0	0	0	0	3	0	3	0	0	2	0	0	2	0	0	6	0	0	6	11	
2:15 AM	0	0	0	0	0	0	0	1	1	1	0	3	0	1	6	0	0	7	0	0	4	0	0	4	14	
2:30 AM	0	0	0	0	0	0	0	1	0	0	0	1	0	0	2	0	0	2	0	0	5	0	0	5	8	
2:45 AM	0	0	0	0	0	0	0	0	0	1	0	1	0	0	5	0	0	5	0	0	4	2	0	6	12	
Hourly Total	0	0	0	0	0	0	0	2	1	5	0	8	0	1	15	0	0	16	0	0	19	2	0	21	45	
3:00 AM	0	0	0	0	0	0	0	1	0	0	0	1	0	0	4	0	0	4	0	0	2	0	0	2	7	
3:15 AM	0	0	0	0	0	0	0	0	0	0	0	0	0	0	1	0	0	1	0	0	9	1	0	10	11	
3:30 AM	0	0	0	0	0	0	0	0	0	2	0	2	0	0	4	0	0	4	0	0	4	1	0	5	11	
3:45 AM	0	0	0	0	0	0	0	0	0	3	0	3	0	1	6	0	0	7	0	0	13	3	0	16	26	
Hourly Total	0	0	0	0	0	0	0	1	0	5	0	6	0	1	15	0	0	16	0	0	28	5	0	33	55	
4:00 AM	0	0	0	0	0	0	0	0	0	0	0	0	0	1	1	0	0	2	0	0	6	1	0	7	9	
4:15 AM	0	0	0	0	0	0	0	0	0	2	0	2	0	0	1	0	0	1	0	0	6	0	0	6	9	
4:30 AM	0	0	0	0	0	0	0	0	0	0	0	0	0	1	6	0	0	7	0	0	4	0	0	4	11	
4:45 AM	0	1	0	0	0	1	0	0	0	6	0	6	0	1	10	0	0	11	0	0	8	2	0	10	28	
Hourly Total	0	1	0	0	0	1	0	0	0	8	0	8	0	3	18	0	0	21	0	0	24	3	0	27	57	
5:00 AM	0	0	0	0	0	0	0	0	0	5	0	5	0	2	6	0	0	8	0	0	8	1	0	9	22	
5:15 AM	0	0	0	0	0	0	0	0	0	5	0	5	0	4	3	0	0	7	1	0	7	2	0	10	22	
5:30 AM	0	0	0	0	0	0	0	0	0	6	0	6	0	1	7	0	0	8	0	0	14	1	0	15	29	
5:45 AM	0	0	0	0	1	0	0	0	0	10	0	10	0	0	8	0	0	8	0	0	20	3	0	23	41	
Hourly Total	0	0	0	0	1	0	0	0	0	26	0	26	0	7	24	0	0	31	1	0	49	7	0	57	114	
6:00 AM	0	0	0	0	0	0	0	1	0	6	1	7	0	2	8	0	0	10	0	0	25	1	1	26	43	
6:15 AM	0	0	0	0	0	0	0	4	1	3	0	8	0	3	15	0	0	18	0	0	25	3	0	28	54	
6:30 AM	0	0	0	0	0	0	0	3	0	11	1	14	0	3	16	0	0	19	0	0	27	6	0	33	66	
6:45 AM	0	0	0	0	0	0	0	9	0	8	0	17	0	7	22	0	0	29	0	0	43	5	0	48	94	
Hourly Total	0	0	0	0	0	0	0	17	1	28	2	46	0	15	61	0	0	76	0	0	120	15	1	135	257	

EXIT 22 SOUTH SIDE

7:00 AM	0	0	0	0	0	0	0	5	0	13	0	18	0	3	37	0	0	40	0	0	63	4	0	67	125
7:15 AM	0	0	0	0	0	0	0	6	1	16	0	23	0	4	46	0	0	50	0	0	83	3	0	86	159
7:30 AM	0	0	0	0	0	0	0	3	0	27	0	30	0	5	46	0	0	51	0	0	76	6	0	82	163
7:45 AM	0	0	0	0	0	0	0	10	0	51	0	61	0	10	83	0	0	93	0	0	102	8	0	110	264
Hourly Total	0	0	0	0	0	0	0	24	1	107	0	132	0	22	212	0	0	234	0	0	324	21	0	345	711
8:00 AM	0	0	0	0	0	0	0	2	0	47	0	49	0	2	66	0	0	68	0	0	77	7	0	84	201
8:15 AM	0	0	0	0	0	0	0	4	0	29	1	33	0	7	76	0	0	83	0	0	90	0	0	90	206
8:30 AM	0	0	0	0	0	0	0	1	0	32	0	33	0	3	68	0	0	71	0	0	81	11	0	92	196
8:45 AM	0	0	0	0	0	0	0	3	1	33	0	37	0	6	87	0	0	93	0	0	92	9	0	101	231
Hourly Total	0	0	0	0	0	0	0	10	1	141	1	152	0	18	297	0	0	315	0	0	340	27	0	367	834
9:00 AM	0	0	0	0	0	0	0	5	0	24	0	29	0	11	86	0	0	97	0	0	76	14	0	90	216
9:15 AM	0	0	0	0	0	0	0	1	0	20	0	21	0	5	58	0	0	63	0	0	95	14	0	109	193
9:30 AM	0	0	0	0	0	0	0	3	0	19	0	22	0	6	66	0	0	72	0	0	93	8	0	101	195
9:45 AM	0	0	0	0	0	0	0	3	0	34	1	37	0	7	71	0	0	78	0	0	99	11	0	110	225
Hourly Total	0	0	0	0	0	0	0	12	0	97	1	109	0	29	281	0	0	310	0	0	363	47	0	410	829
10:00 AM	0	0	0	0	0	0	0	3	0	23	0	26	0	7	65	0	0	72	0	0	126	10	0	136	234
10:15 AM	0	0	0	0	0	0	0	3	0	35	0	38	0	7	89	0	0	96	0	0	116	10	0	126	260
10:30 AM	0	0	0	0	0	0	0	2	0	30	0	32	0	3	80	0	0	83	0	0	110	9	0	119	234
10:45 AM	0	0	0	0	0	0	0	2	0	33	0	35	0	4	73	0	0	77	1	0	146	4	0	151	263
Hourly Total	0	0	0	0	0	0	0	10	0	121	0	131	0	21	307	0	0	328	1	0	498	33	0	532	991
11:00 AM	0	0	0	0	1	0	0	0	1	38	0	39	0	12	92	0	0	104	0	0	134	12	0	146	289
11:15 AM	0	0	0	0	0	0	0	1	0	48	0	49	0	8	86	0	0	94	0	0	109	15	0	124	267
11:30 AM	0	0	0	0	1	0	0	6	1	34	0	41	0	8	116	0	0	124	1	0	137	9	0	147	312
11:45 AM	0	0	0	0	0	0	0	2	1	39	0	42	0	12	98	0	0	110	0	0	140	10	0	150	302
Hourly Total	0	0	0	0	2	0	0	9	3	159	0	171	0	40	392	0	0	432	1	0	520	46	0	567	1170
12:00 PM	0	0	0	0	0	0	0	1	0	43	0	44	0	8	112	0	0	120	0	0	136	11	0	147	311
12:15 PM	0	0	0	0	1	0	0	0	1	33	0	34	0	12	89	0	0	101	0	0	139	6	0	145	280
12:30 PM	0	0	0	0	0	0	0	5	0	45	0	50	0	4	102	0	0	106	0	0	132	10	0	142	298
12:45 PM	0	0	0	0	0	0	0	6	0	46	0	52	0	7	108	0	0	115	0	0	138	6	0	144	311
Hourly Total	0	0	0	0	1	0	0	12	1	167	0	180	0	31	411	0	0	442	0	0	545	33	0	578	1200
1:00 PM	0	0	0	0	0	0	0	4	0	46	0	50	0	8	100	0	0	108	0	0	151	16	0	167	325
1:15 PM	0	1	0	0	0	1	0	5	0	33	0	38	0	10	111	0	0	121	0	0	141	7	0	148	308
1:30 PM	0	0	0	0	2	0	0	5	0	43	0	48	0	6	102	0	0	108	0	0	122	9	0	131	287
1:45 PM	0	0	0	0	0	0	0	2	0	42	0	44	0	7	108	0	0	115	0	0	117	13	0	130	289
Hourly Total	0	1	0	0	2	1	0	16	0	164	0	180	0	31	421	0	0	452	0	0	531	45	0	576	1209
2:00 PM	0	0	0	0	0	0	0	5	0	31	0	36	0	6	111	0	0	117	0	0	112	8	0	120	273
2:15 PM	0	0	0	0	0	0	0	3	0	38	0	41	0	6	96	0	0	102	0	0	111	15	0	126	269
2:30 PM	0	0	0	0	0	0	0	4	0	46	0	50	0	4	126	0	0	130	0	0	131	5	0	136	316
2:45 PM	0	0	0	0	1	0	0	3	0	28	0	31	0	6	127	0	0	133	0	0	149	7	0	156	320
Hourly Total	0	0	0	0	1	0	0	15	0	143	0	158	0	22	460	0	0	482	0	0	503	35	0	538	1178
3:00 PM	0	0	0	0	0	0	0	3	0	47	0	50	0	4	127	0	0	131	0	0	129	7	0	136	317
3:15 PM	0	0	0	0	0	0	0	3	0	47	0	50	0	7	129	0	0	136	0	0	164	7	0	171	357
3:30 PM	0	0	0	0	0	0	0	2	1	50	0	53	0	8	132	0	0	140	0	0	150	17	0	167	360
3:45 PM	0	0	0	0	1	0	0	2	0	56	1	58	0	7	119	0	1	126	0	0	135	12	0	147	331
Hourly Total	0	0	0	0	1	0	0	10	1	200	1	211	0	26	507	0	1	533	0	0	578	43	0	621	1365
4:00 PM	0	0	0	2	0	2	0	5	0	36	0	41	0	7	106	0	0	113	0	0	142	16	2	158	314
4:15 PM	0	0	0	0	0	0	0	1	0	46	0	47	0	10	110	0	0	120	0	0	143	13	0	156	323
4:30 PM	0	0	0	1	1	1	0	5	0	48	0	53	0	9	105	0	0	114	0	0	162	13	0	175	343
4:45 PM	0	0	0	0	1	0	0	1	0	31	1	32	0	9	119	0	0	128	0	0	169	17	0	186	346
Hourly Total	0	0	0	3	2	3	0	12	0	161	1	173	0	35	440	0	0	475	0	0	616	59	2	675	1326
5:00 PM	0	0	0	0	0	0	0	2	0	46	0	48	0	10	132	0	0	142	0	0	202	21	0	223	413
5:15 PM	0	0	0	0	1	0	0	3	0	59	0	62	0	13	121	0	0	134	1	0	149	14	0	164	360

EXIT 22 SOUTH SIDE

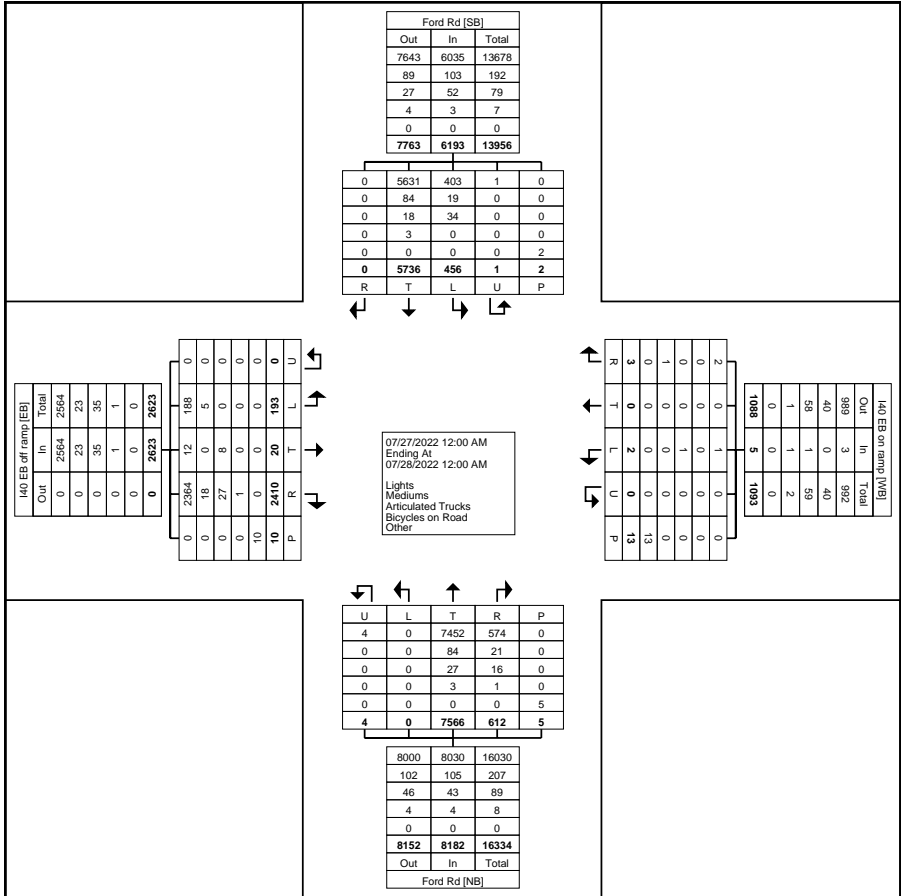
5:30 PM	0	0	0	0	0	0	0	2	1	69	0	72	0	12	138	0	0	150	0	0	139	14	0	153	375
5:45 PM	0	0	0	0	0	0	0	4	0	66	0	70	0	10	121	0	0	131	0	0	144	13	0	157	358
Hourly Total	0	0	0	0	1	0	0	11	1	240	0	252	0	45	512	0	0	557	1	0	634	62	0	697	1506
6:00 PM	0	0	0	0	0	0	0	2	1	49	0	52	0	9	102	0	0	111	0	0	130	12	0	142	305
6:15 PM	0	0	0	0	0	0	0	3	0	62	0	65	0	9	108	0	0	117	0	0	111	10	0	121	303
6:30 PM	0	0	0	0	1	0	0	3	0	37	0	40	0	8	122	0	1	130	0	0	119	6	1	125	295
6:45 PM	0	0	0	0	0	0	0	4	1	63	1	68	0	6	79	0	0	85	0	0	115	7	0	122	275
Hourly Total	0	0	0	0	1	0	0	12	2	211	1	225	0	32	411	0	1	443	0	0	475	35	1	510	1178
7:00 PM	0	0	0	0	0	0	0	0	2	35	0	37	0	5	87	0	0	92	0	0	118	13	1	131	260
7:15 PM	0	0	0	0	0	0	0	1	1	34	0	36	0	5	74	0	0	79	0	0	102	6	0	108	223
7:30 PM	0	0	0	0	0	0	0	2	1	37	0	40	0	5	68	0	0	73	0	0	85	3	0	88	201
7:45 PM	0	0	0	0	0	0	0	2	0	28	0	30	0	7	88	0	0	95	0	0	101	7	0	108	233
Hourly Total	0	0	0	0	0	0	0	5	4	134	0	143	0	22	317	0	0	339	0	0	406	29	1	435	917
8:00 PM	0	0	0	0	0	0	0	1	0	31	0	32	0	6	71	0	0	77	0	0	84	7	0	91	200
8:15 PM	0	0	0	0	0	0	0	0	0	32	0	32	0	8	63	0	0	71	0	0	104	6	0	110	213
8:30 PM	0	0	0	0	0	0	0	0	0	25	0	25	0	5	53	0	0	58	0	0	89	5	0	94	177
8:45 PM	0	0	0	0	0	0	0	1	1	17	0	19	0	8	56	0	0	64	0	0	80	8	0	88	171
Hourly Total	0	0	0	0	0	0	0	2	1	105	0	108	0	27	243	0	0	270	0	0	357	26	0	383	761
9:00 PM	0	0	0	0	0	0	0	1	0	26	0	27	1	5	55	0	0	61	0	0	67	5	0	72	160
9:15 PM	0	0	0	0	0	0	0	0	0	18	0	18	0	2	48	0	0	50	0	0	103	5	0	108	176
9:30 PM	0	0	0	0	0	0	0	2	0	24	1	26	0	3	34	0	0	37	0	0	110	4	0	114	177
9:45 PM	0	0	0	0	0	0	0	1	0	17	0	18	0	1	38	0	0	39	0	0	65	4	0	69	126
Hourly Total	0	0	0	0	0	0	0	4	0	85	1	89	1	11	175	0	0	187	0	0	345	18	0	363	639
10:00 PM	0	0	0	0	0	0	0	1	0	14	0	15	0	3	26	0	0	29	0	0	53	4	0	57	101
10:15 PM	0	0	0	0	0	0	0	0	1	18	0	19	0	1	43	0	0	44	0	0	43	3	0	46	109
10:30 PM	0	0	0	0	1	0	0	1	0	14	0	15	0	0	21	0	0	21	0	0	28	2	0	30	66
10:45 PM	0	0	0	0	0	0	0	1	0	11	0	12	0	2	20	0	0	22	0	0	27	1	0	28	62
Hourly Total	0	0	0	0	1	0	0	3	1	57	0	61	0	6	110	0	0	116	0	0	151	10	0	161	338
11:00 PM	0	0	0	0	0	0	0	0	0	6	0	6	0	4	20	0	0	24	0	0	25	1	0	26	56
11:15 PM	0	0	0	0	0	0	0	1	0	5	0	6	0	1	14	0	0	15	0	0	31	1	0	32	53
11:30 PM	0	0	0	0	0	0	0	1	0	5	1	6	0	0	9	0	0	9	0	0	11	0	0	11	26
11:45 PM	0	0	0	0	0	0	0	1	0	6	0	7	0	1	14	0	0	15	0	0	8	3	0	11	33
Hourly Total	0	0	0	0	0	0	0	3	0	22	1	25	0	6	57	0	0	63	0	0	75	5	0	80	168
Grand Total	0	2	0	3	13	5	0	193	20	2410	10	2623	1	456	5736	0	2	6193	4	0	7566	612	5	8182	17003
Approach %	0.0	40.0	0.0	60.0	-	-	0.0	7.4	0.8	91.9	-	-	0.0	7.4	92.6	0.0	-	-	0.0	0.0	92.5	7.5	-	-	-
Total %	0.0	0.0	0.0	0.0	-	0.0	0.0	1.1	0.1	14.2	-	15.4	0.0	2.7	33.7	0.0	-	36.4	0.0	0.0	44.5	3.6	-	48.1	-
Lights	0	1	0	2	-	3	0	188	12	2364	-	2564	1	403	5631	0	-	6035	4	0	7452	574	-	8030	16632
% Lights	-	50.0	-	66.7	-	60.0	-	97.4	60.0	98.1	-	97.8	100.0	88.4	98.2	-	-	97.4	100.0	-	98.5	93.8	-	98.1	97.8
Mediums	0	0	0	0	-	0	0	5	0	18	-	23	0	19	84	0	-	103	0	0	84	21	-	105	231
% Mediums	-	0.0	-	0.0	-	0.0	-	2.6	0.0	0.7	-	0.9	0.0	4.2	1.5	-	-	1.7	0.0	-	1.1	3.4	-	1.3	1.4
Articulated Trucks	0	1	0	0	-	1	0	0	8	27	-	35	0	34	18	0	-	52	0	0	27	16	-	43	131
% Articulated Trucks	-	50.0	-	0.0	-	20.0	-	0.0	40.0	1.1	-	1.3	0.0	7.5	0.3	-	-	0.8	0.0	-	0.4	2.6	-	0.5	0.8
Bicycles on Road	0	0	0	1	-	1	0	0	0	1	-	1	0	0	3	0	-	3	0	0	3	1	-	4	9
% Bicycles on Road	-	0.0	-	33.3	-	20.0	-	0.0	0.0	0.0	-	0.0	0.0	0.0	0.1	-	-	0.0	0.0	-	0.0	0.2	-	0.0	0.1
Bicycles on Crosswalk	-	-	-	-	3	-	-	-	-	-	1	-	-	-	-	-	1	-	-	-	-	-	2	-	-
% Bicycles on Crosswalk	-	-	-	-	23.1	-	-	-	-	-	10.0	-	-	-	-	-	50.0	-	-	-	-	-	40.0	-	-
Pedestrians	-	-	-	-	10	-	-	-	-	-	9	-	-	-	-	-	1	-	-	-	-	-	3	-	-
% Pedestrians	-	-	-	-	76.9	-	-	-	-	-	90.0	-	-	-	-	-	50.0	-	-	-	-	-	60.0	-	-

EXIT 22 SOUTH SIDE



Lee Engineering, LLC
 Phoenix, Arizona - Dallas, Texas
 Oklahoma City, Oklahoma - San Antonio, Texas
 Albuquerque, New Mexico, United States 87113
 5053380988 pbarricklow@lee-eng.com

Count Name: NM320.01 I-40 Phase A
 Site Code:
 Start Date: 07/27/2022
 Page No: 4



Turning Movement Data Plot

EXIT 22 SOUTH SIDE



Lee Engineering, LLC
 Phoenix, Arizona - Dallas, Texas
 Oklahoma City, Oklahoma - San Antonio, Texas
 Albuquerque, New Mexico, United States 87113
 5053380988 pbarricklow@lee-eng.com

Count Name: NM320.01 I-40 Phase A
 Site Code:
 Start Date: 07/27/2022
 Page No: 5

Turning Movement Peak Hour Data (11:00 AM)

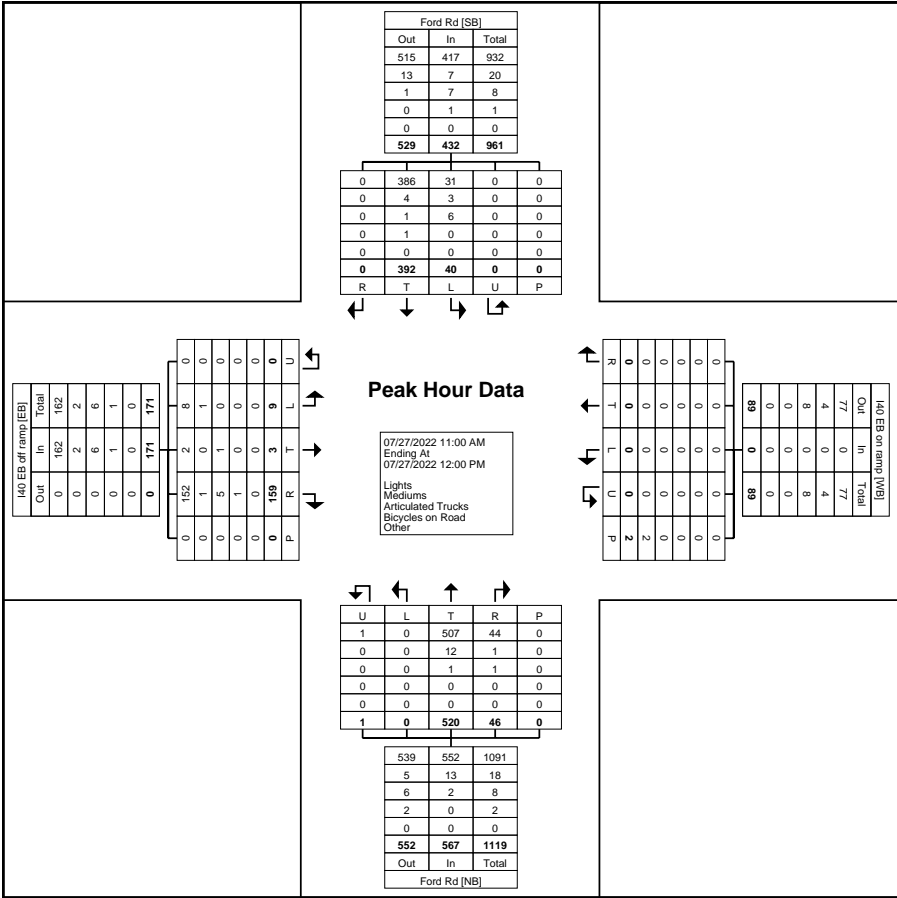
Start Time	I40 EB on ramp Westbound						I40 EB off ramp Eastbound						Ford Rd Southbound						Ford Rd Northbound						Int. Total
	U-Turn	Left	Thru	Right	Peds	App. Total	U-Turn	Left	Thru	Right	Peds	App. Total	U-Turn	Left	Thru	Right	Peds	App. Total	U-Turn	Left	Thru	Right	Peds	App. Total	
11:00 AM	0	0	0	0	1	0	0	0	1	38	0	39	0	12	92	0	0	104	0	0	134	12	0	146	289
11:15 AM	0	0	0	0	0	0	0	1	0	48	0	49	0	8	86	0	0	94	0	0	109	15	0	124	267
11:30 AM	0	0	0	0	1	0	0	6	1	34	0	41	0	8	116	0	0	124	1	0	137	9	0	147	312
11:45 AM	0	0	0	0	0	0	0	2	1	39	0	42	0	12	98	0	0	110	0	0	140	10	0	150	302
Total	0	0	0	0	2	0	0	9	3	159	0	171	0	40	392	0	0	432	1	0	520	46	0	567	1170
Approach %	0.0	0.0	0.0	0.0	-	-	0.0	5.3	1.8	93.0	-	-	0.0	9.3	90.7	0.0	-	-	0.2	0.0	91.7	8.1	-	-	-
Total %	0.0	0.0	0.0	0.0	-	0.0	0.0	0.8	0.3	13.6	-	14.6	0.0	3.4	33.5	0.0	-	36.9	0.1	0.0	44.4	3.9	-	48.5	-
PHF	0.000	0.000	0.000	0.000	-	0.000	0.000	0.375	0.750	0.828	-	0.872	0.000	0.833	0.845	0.000	-	0.871	0.250	0.000	0.929	0.767	-	0.945	0.938
Lights	0	0	0	0	-	0	0	8	2	152	-	162	0	31	386	0	-	417	1	0	507	44	-	552	1131
% Lights	-	-	-	-	-	-	-	88.9	66.7	95.6	-	94.7	-	77.5	98.5	-	-	96.5	100.0	-	97.5	95.7	-	97.4	96.7
Mediums	0	0	0	0	-	0	0	1	0	1	-	2	0	3	4	0	-	7	0	0	12	1	-	13	22
% Mediums	-	-	-	-	-	-	-	11.1	0.0	0.6	-	1.2	-	7.5	1.0	-	-	1.6	0.0	-	2.3	2.2	-	2.3	1.9
Articulated Trucks	0	0	0	0	-	0	0	0	1	5	-	6	0	6	1	0	-	7	0	0	1	1	-	2	15
% Articulated Trucks	-	-	-	-	-	-	-	0.0	33.3	3.1	-	3.5	-	15.0	0.3	-	-	1.6	0.0	-	0.2	2.2	-	0.4	1.3
Bicycles on Road	0	0	0	0	-	0	0	0	0	1	-	1	0	0	1	0	-	1	0	0	0	0	-	0	2
% Bicycles on Road	-	-	-	-	-	-	-	0.0	0.0	0.6	-	0.6	-	0.0	0.3	-	-	0.2	0.0	-	0.0	0.0	-	0.0	0.2
Bicycles on Crosswalk	-	-	-	-	0	-	-	-	-	-	0	-	-	-	-	-	0	-	-	-	-	-	0	-	-
% Bicycles on Crosswalk	-	-	-	-	0.0	-	-	-	-	-	-	-	-	-	-	-	-	-	-	-	-	-	-	-	-
Pedestrians	-	-	-	-	2	-	-	-	-	-	0	-	-	-	-	-	0	-	-	-	-	-	0	-	-
% Pedestrians	-	-	-	-	100.0	-	-	-	-	-	-	-	-	-	-	-	-	-	-	-	-	-	-	-	-

EXIT 22 SOUTH SIDE



Lee Engineering, LLC
Phoenix, Arizona - Dallas, Texas
Oklahoma City, Oklahoma - San Antonio, Texas
Albuquerque, New Mexico, United States 87113
5053380988 pbarricklow@lee-eng.com

Count Name: NM320.01 I-40 Phase A
Site Code:
Start Date: 07/27/2022
Page No: 6



Turning Movement Peak Hour Data Plot (11:00 AM)

EXIT 22 SOUTH SIDE



Lee Engineering, LLC
 Phoenix, Arizona - Dallas, Texas
 Oklahoma City, Oklahoma - San Antonio, Texas
 Albuquerque, New Mexico, United States 87113
 5053380988 pbarricklow@lee-eng.com

Count Name: NM320.01 I-40 Phase A
 Site Code:
 Start Date: 07/27/2022
 Page No: 7

Turning Movement Peak Hour Data (5:00 PM)

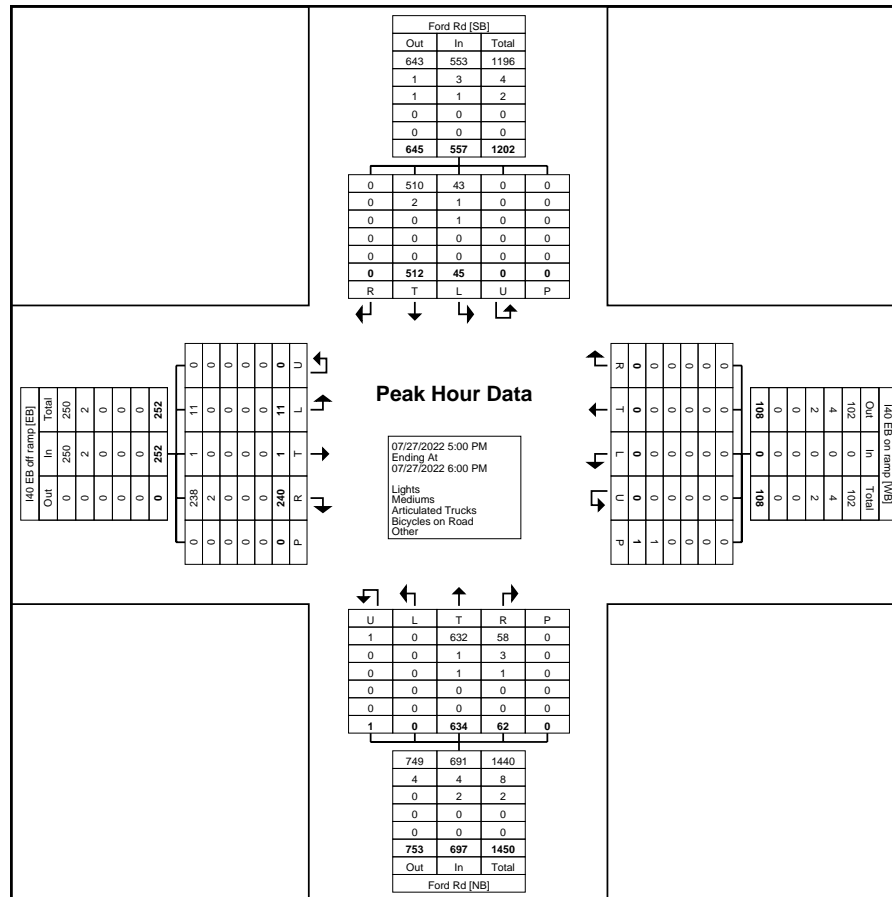
Start Time	I40 EB on ramp Westbound						I40 EB off ramp Eastbound						Ford Rd Southbound						Ford Rd Northbound						Int. Total
	U-Turn	Left	Thru	Right	Peds	App. Total	U-Turn	Left	Thru	Right	Peds	App. Total	U-Turn	Left	Thru	Right	Peds	App. Total	U-Turn	Left	Thru	Right	Peds	App. Total	
5:00 PM	0	0	0	0	0	0	0	2	0	46	0	48	0	10	132	0	0	142	0	0	202	21	0	223	413
5:15 PM	0	0	0	0	1	0	0	3	0	59	0	62	0	13	121	0	0	134	1	0	149	14	0	164	360
5:30 PM	0	0	0	0	0	0	0	2	1	69	0	72	0	12	138	0	0	150	0	0	139	14	0	153	375
5:45 PM	0	0	0	0	0	0	0	4	0	66	0	70	0	10	121	0	0	131	0	0	144	13	0	157	358
Total	0	0	0	0	1	0	0	11	1	240	0	252	0	45	512	0	0	557	1	0	634	62	0	697	1506
Approach %	0.0	0.0	0.0	0.0	-	-	0.0	4.4	0.4	95.2	-	-	0.0	8.1	91.9	0.0	-	-	0.1	0.0	91.0	8.9	-	-	-
Total %	0.0	0.0	0.0	0.0	-	0.0	0.0	0.7	0.1	15.9	-	16.7	0.0	3.0	34.0	0.0	-	37.0	0.1	0.0	42.1	4.1	-	46.3	-
PHF	0.000	0.000	0.000	0.000	-	0.000	0.000	0.688	0.250	0.870	-	0.875	0.000	0.865	0.928	0.000	-	0.928	0.250	0.000	0.785	0.738	-	0.781	0.912
Lights	0	0	0	0	-	0	0	11	1	238	-	250	0	43	510	0	-	553	1	0	632	58	-	691	1494
% Lights	-	-	-	-	-	-	-	100.0	100.0	99.2	-	99.2	-	95.6	99.6	-	-	99.3	100.0	-	99.7	93.5	-	99.1	99.2
Mediums	0	0	0	0	-	0	0	0	0	2	-	2	0	1	2	0	-	3	0	0	1	3	-	4	9
% Mediums	-	-	-	-	-	-	-	0.0	0.0	0.8	-	0.8	-	2.2	0.4	-	-	0.5	0.0	-	0.2	4.8	-	0.6	0.6
Articulated Trucks	0	0	0	0	-	0	0	0	0	0	-	0	0	1	0	0	-	1	0	0	1	1	-	2	3
% Articulated Trucks	-	-	-	-	-	-	-	0.0	0.0	0.0	-	0.0	-	2.2	0.0	-	-	0.2	0.0	-	0.2	1.6	-	0.3	0.2
Bicycles on Road	0	0	0	0	-	0	0	0	0	0	-	0	0	0	0	0	-	0	0	0	0	0	-	0	0
% Bicycles on Road	-	-	-	-	-	-	-	0.0	0.0	0.0	-	0.0	-	0.0	0.0	-	-	0.0	0.0	-	0.0	0.0	-	0.0	0.0
Bicycles on Crosswalk	-	-	-	-	0	-	-	-	-	-	0	-	-	-	-	-	0	-	-	-	-	-	0	-	-
% Bicycles on Crosswalk	-	-	-	-	0.0	-	-	-	-	-	-	-	-	-	-	-	-	-	-	-	-	-	-	-	-
Pedestrians	-	-	-	-	1	-	-	-	-	-	0	-	-	-	-	-	0	-	-	-	-	-	0	-	-
% Pedestrians	-	-	-	-	100.0	-	-	-	-	-	-	-	-	-	-	-	-	-	-	-	-	-	-	-	-

EXIT 22 SOUTH SIDE



Lee Engineering, LLC
 Phoenix, Arizona - Dallas, Texas
 Oklahoma City, Oklahoma - San Antonio, Texas
 Albuquerque, New Mexico, United States 87113
 5053380988 pbarricklow@lee-eng.com

Count Name: NM320.01 I-40 Phase A
 Site Code:
 Start Date: 07/27/2022
 Page No: 8



Turning Movement Peak Hour Data Plot (5:00 PM)

EXIT 26 WEST SIDE



Lee Engineering, LLC
 Phoenix, Arizona - Dallas, Texas
 Oklahoma City, Oklahoma - San Antonio, Texas
 Albuquerque, New Mexico, United States 87113
 5053380988 pbarricklow@lee-eng.com

Count Name: NM320.01 I-40 Phase A
 Site Code:
 Start Date: 07/27/2022
 Page No: 1



Turning Movement Data

Start Time	Hwy 66 Westbound					Hwy 66 Eastbound					I40 Ramps Northbound					Int. Total
	U-Turn	Left	Thru	Peds	App. Total	U-Turn	Thru	Right	Peds	App. Total	U-Turn	Left	Right	Peds	App. Total	
12:00 AM	0	1	19	0	20	0	14	3	0	17	0	3	7	0	10	47
12:15 AM	0	5	22	0	27	0	7	1	0	8	0	1	5	0	6	41
12:30 AM	0	4	16	0	20	0	7	1	0	8	0	3	5	1	8	36
12:45 AM	0	6	15	0	21	0	6	3	0	9	0	3	7	0	10	40
Hourly Total	0	16	72	0	88	0	34	8	0	42	0	10	24	1	34	164
1:00 AM	1	4	30	0	35	0	7	4	0	11	0	1	0	1	1	47
1:15 AM	2	0	10	0	12	0	6	4	0	10	0	1	4	0	5	27
1:30 AM	0	1	3	0	4	0	3	1	0	4	0	1	2	0	3	11
1:45 AM	0	1	2	0	3	0	6	0	0	6	0	3	2	0	5	14
Hourly Total	3	6	45	0	54	0	22	9	0	31	0	6	8	1	14	99
2:00 AM	0	2	4	0	6	0	2	1	0	3	0	1	2	0	3	12
2:15 AM	0	0	6	0	6	0	3	3	0	6	0	2	1	0	3	15
2:30 AM	0	0	2	0	2	0	0	0	0	0	0	2	0	0	2	4
2:45 AM	0	0	2	0	2	0	4	2	0	6	0	0	0	0	0	8
Hourly Total	0	2	14	0	16	0	9	6	0	15	0	5	3	0	8	39
3:00 AM	0	0	10	0	10	0	2	0	0	2	0	0	1	0	1	13
3:15 AM	0	0	1	0	1	0	5	0	0	5	0	1	2	0	3	9
3:30 AM	0	0	6	0	6	0	3	3	0	6	0	3	2	0	5	17
3:45 AM	1	0	9	0	10	0	6	2	0	8	0	0	1	0	1	19
Hourly Total	1	0	26	0	27	0	16	5	0	21	0	4	6	0	10	58
4:00 AM	0	0	2	0	2	0	5	1	0	6	0	2	1	0	3	11
4:15 AM	0	2	2	0	4	0	5	1	0	6	0	1	1	0	2	12
4:30 AM	0	2	7	0	9	0	10	3	0	13	0	2	5	0	7	29
4:45 AM	0	3	7	0	10	0	5	3	0	8	0	0	2	0	2	20
Hourly Total	0	7	18	0	25	0	25	8	0	33	0	5	9	0	14	72
5:00 AM	0	1	3	0	4	0	4	11	0	15	0	1	5	0	6	25
5:15 AM	0	2	9	0	11	0	7	6	0	13	0	5	1	0	6	30
5:30 AM	0	2	13	0	15	0	13	9	0	22	0	3	1	0	4	41
5:45 AM	0	4	20	0	24	0	13	7	0	20	0	3	6	0	9	53
Hourly Total	0	9	45	0	54	0	37	33	0	70	0	12	13	0	25	149
6:00 AM	1	4	20	0	25	0	13	16	0	29	0	11	3	0	14	68
6:15 AM	1	5	23	0	29	0	12	7	0	19	0	6	5	0	11	59
6:30 AM	0	10	39	0	49	0	25	13	0	38	0	2	13	0	15	102
6:45 AM	0	13	57	0	70	0	29	12	0	41	0	8	15	0	23	134
Hourly Total	2	32	139	0	173	0	79	48	0	127	0	27	36	0	63	363
7:00 AM	1	5	58	0	64	0	29	14	0	43	0	4	13	1	17	124

EXIT 26 WEST SIDE

7:15 AM	1	10	69	0	80	0	33	16	0	49	0	5	13	0	18	147
7:30 AM	1	9	85	0	95	0	53	18	0	71	0	9	22	0	31	197
7:45 AM	0	8	100	0	108	0	60	18	0	78	0	11	27	0	38	224
Hourly Total	3	32	312	0	347	0	175	66	0	241	0	29	75	1	104	692
8:00 AM	1	5	76	0	82	0	32	21	0	53	0	7	17	0	24	159
8:15 AM	0	10	81	0	91	0	48	17	0	65	0	6	15	0	21	177
8:30 AM	0	10	78	0	88	0	38	20	0	58	1	3	16	0	20	166
8:45 AM	0	2	85	0	87	0	47	22	0	69	0	9	18	0	27	183
Hourly Total	1	27	320	0	348	0	165	80	0	245	1	25	66	0	92	685
9:00 AM	0	5	75	0	80	0	45	21	0	66	0	8	21	0	29	175
9:15 AM	0	11	76	0	87	0	43	18	0	61	0	5	19	0	24	172
9:30 AM	0	9	70	0	79	0	39	28	0	67	0	4	16	0	20	166
9:45 AM	0	10	88	0	98	0	38	30	0	68	0	8	20	0	28	194
Hourly Total	0	35	309	0	344	0	165	97	0	262	0	25	76	0	101	707
10:00 AM	0	13	66	0	79	0	33	19	0	52	0	8	13	0	21	152
10:15 AM	1	1	78	0	80	0	59	30	0	89	0	5	19	0	24	193
10:30 AM	1	7	91	0	99	0	60	22	0	82	0	9	18	0	27	208
10:45 AM	0	7	80	0	87	0	57	38	0	95	0	8	16	0	24	206
Hourly Total	2	28	315	0	345	0	209	109	0	318	0	30	66	0	96	759
11:00 AM	0	9	94	0	103	0	51	20	0	71	0	18	17	0	35	209
11:15 AM	0	6	82	0	88	0	63	30	0	93	0	13	21	0	34	215
11:30 AM	0	8	75	0	83	0	74	38	0	112	0	13	26	0	39	234
11:45 AM	0	10	81	0	91	0	74	25	0	99	0	15	29	0	44	234
Hourly Total	0	33	332	0	365	0	262	113	0	375	0	59	93	0	152	892
12:00 PM	0	6	82	0	88	0	64	31	0	95	0	14	21	0	35	218
12:15 PM	0	10	80	0	90	0	67	37	0	104	0	15	27	0	42	236
12:30 PM	2	8	83	0	93	0	71	36	0	107	0	7	20	0	27	227
12:45 PM	0	10	109	0	119	0	79	27	0	106	0	11	24	0	35	260
Hourly Total	2	34	354	0	390	0	281	131	0	412	0	47	92	0	139	941
1:00 PM	0	11	88	0	99	0	72	43	0	115	0	9	21	0	30	244
1:15 PM	0	8	92	0	100	0	80	29	0	109	0	17	32	0	49	258
1:30 PM	0	10	97	0	107	0	81	32	0	113	0	14	22	1	36	256
1:45 PM	0	12	92	0	104	0	85	38	0	123	0	10	30	0	40	267
Hourly Total	0	41	369	0	410	0	318	142	0	460	0	50	105	1	155	1025
2:00 PM	1	8	84	0	93	0	88	38	0	126	0	14	25	1	39	258
2:15 PM	0	14	95	0	109	0	75	35	0	110	0	9	27	0	36	255
2:30 PM	0	13	87	0	100	0	88	41	0	129	0	14	12	0	26	255
2:45 PM	0	7	68	0	75	0	76	34	0	110	0	20	28	0	48	233
Hourly Total	1	42	334	0	377	0	327	148	0	475	0	57	92	1	149	1001
3:00 PM	1	6	93	0	100	0	60	41	0	101	0	10	26	0	36	237
3:15 PM	0	8	93	0	101	0	89	33	0	122	0	14	33	0	32	255
3:30 PM	1	6	85	0	92	0	105	36	0	141	0	14	25	1	39	272
3:45 PM	0	7	90	0	97	0	74	40	0	114	0	21	31	1	52	263
Hourly Total	2	27	361	0	390	0	328	150	0	478	0	59	100	2	159	1027
4:00 PM	0	7	105	0	112	0	96	36	0	132	0	15	45	0	60	304
4:15 PM	0	5	115	0	120	0	75	37	0	112	1	12	30	0	43	275
4:30 PM	0	18	91	0	109	0	94	38	0	132	0	10	37	2	47	288
4:45 PM	0	8	103	0	111	0	114	54	0	168	0	16	44	0	60	339
Hourly Total	0	38	414	0	452	0	379	165	0	544	1	53	156	2	210	1206
5:00 PM	0	7	85	0	92	0	102	39	0	141	0	18	48	0	66	299
5:15 PM	0	9	93	0	102	0	119	52	0	171	0	21	45	0	66	339
5:30 PM	1	6	95	0	102	0	116	46	0	162	0	20	59	1	79	343

EXIT 26 WEST SIDE

5:45 PM	0	10	83	0	93	0	111	41	0	152	0	37	45	0	82	327
Hourly Total	1	32	356	0	389	0	448	178	0	626	0	96	197	1	293	1308
6:00 PM	1	5	55	0	61	1	84	43	0	128	0	27	47	0	74	263
6:15 PM	0	6	81	0	87	0	76	46	0	122	0	18	23	0	41	250
6:30 PM	0	0	90	0	90	0	84	44	0	128	0	20	38	0	58	276
6:45 PM	0	5	92	0	97	0	78	23	0	101	0	22	39	0	61	259
Hourly Total	1	16	318	0	335	1	322	156	0	479	0	87	147	0	234	1048
7:00 PM	0	8	63	0	71	0	81	31	0	112	0	22	37	0	59	242
7:15 PM	0	8	58	0	66	0	106	23	0	129	0	11	25	0	36	231
7:30 PM	0	9	56	0	65	0	74	20	0	94	0	10	38	2	48	207
7:45 PM	0	3	63	0	66	0	64	22	0	86	0	9	29	0	38	190
Hourly Total	0	28	240	0	268	0	325	96	0	421	0	52	129	2	181	870
8:00 PM	1	5	64	0	70	0	71	20	0	91	0	8	22	0	30	191
8:15 PM	0	3	62	0	65	0	70	24	0	94	0	5	25	0	30	189
8:30 PM	0	5	50	0	55	0	74	15	0	89	0	16	32	0	48	192
8:45 PM	0	5	54	0	59	0	55	10	0	65	0	14	33	0	47	171
Hourly Total	1	18	230	0	249	0	270	69	0	339	0	43	112	0	155	743
9:00 PM	1	5	41	0	47	0	42	21	0	63	0	13	17	0	30	140
9:15 PM	0	9	59	0	68	0	60	10	0	70	0	12	18	0	30	168
9:30 PM	0	15	42	0	57	0	36	12	0	48	0	7	15	1	22	127
9:45 PM	0	3	37	0	40	0	39	10	0	49	0	4	13	0	17	106
Hourly Total	1	32	179	0	212	0	177	53	0	230	0	36	63	1	99	541
10:00 PM	0	5	50	0	55	0	29	10	0	39	0	9	14	0	23	117
10:15 PM	0	0	37	0	37	0	25	10	0	35	0	6	21	0	27	99
10:30 PM	0	2	37	0	39	0	37	8	0	45	0	7	12	0	19	103
10:45 PM	0	0	24	0	24	0	22	8	0	30	0	1	11	0	12	66
Hourly Total	0	7	148	0	155	0	113	36	0	149	0	23	58	0	81	385
11:00 PM	0	2	32	0	34	0	21	6	0	27	0	3	11	1	14	75
11:15 PM	0	2	37	0	39	0	31	1	0	32	0	14	9	1	23	94
11:30 PM	0	5	16	0	21	0	18	8	0	26	0	2	4	0	6	53
11:45 PM	0	4	21	0	25	0	20	1	0	21	0	6	4	0	10	56
Hourly Total	0	13	106	0	119	0	90	16	0	106	0	25	28	2	53	278
Grand Total	21	555	5356	0	5932	1	4576	1922	0	6499	2	865	1754	15	2621	15052
Approach %	0.4	9.4	90.3	-	-	0.0	70.4	29.6	-	-	0.1	33.0	66.9	-	-	-
Total %	0.1	3.7	35.6	-	39.4	0.0	30.4	12.8	-	43.2	0.0	5.7	11.7	-	17.4	-
Lights	20	499	5221	-	5740	1	4463	1840	-	6304	2	811	1700	-	2513	14557
% Lights	95.2	89.9	97.5	-	96.8	100.0	97.5	95.7	-	97.0	100.0	93.8	96.9	-	95.9	96.7
Mediums	1	10	98	-	109	0	80	37	-	117	0	14	23	-	37	263
% Mediums	4.8	1.8	1.8	-	1.8	0.0	1.7	1.9	-	1.8	0.0	1.6	1.3	-	1.4	1.7
Articulated Trucks	0	46	37	-	83	0	31	45	-	76	0	39	31	-	70	229
% Articulated Trucks	0.0	8.3	0.7	-	1.4	0.0	0.7	2.3	-	1.2	0.0	4.5	1.8	-	2.7	1.5
Bicycles on Road	0	0	0	-	0	0	2	0	-	2	0	1	0	-	1	3
% Bicycles on Road	0.0	0.0	0.0	-	0.0	0.0	0.0	0.0	-	0.0	0.0	0.1	0.0	-	0.0	0.0
Bicycles on Crosswalk	-	-	-	0	-	-	-	-	0	-	-	-	-	0	-	-
% Bicycles on Crosswalk	-	-	-	-	-	-	-	-	-	-	-	-	-	0.0	-	-
Pedestrians	-	-	-	0	-	-	-	-	0	-	-	-	-	15	-	-
% Pedestrians	-	-	-	-	-	-	-	-	-	-	-	-	-	100.0	-	-

EXIT 26 WEST SIDE



Lee Engineering, LLC
 Phoenix, Arizona - Dallas, Texas
 Oklahoma City, Oklahoma - San Antonio, Texas
 Albuquerque, New Mexico, United States 87113
 5053380988 pbarricklow@lee-eng.com

Count Name: NM320.01 I-40 Phase A
 Site Code:
 Start Date: 07/27/2022
 Page No: 5

Turning Movement Peak Hour Data (11:00 AM)

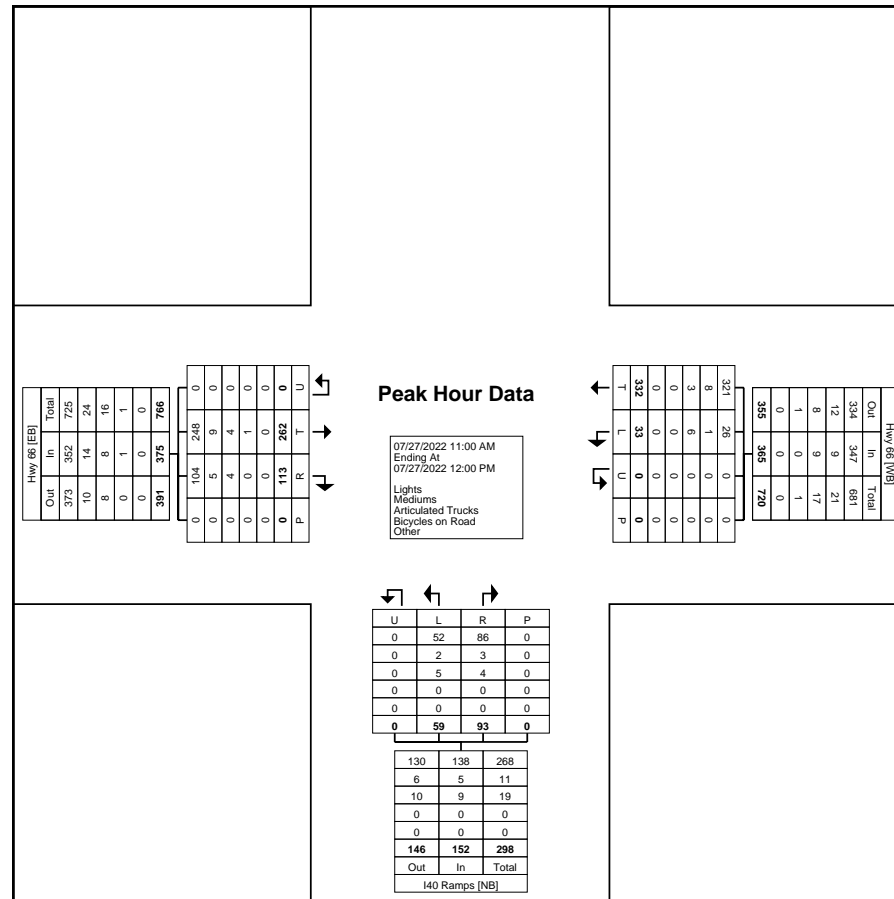
Start Time	Hwy 66 Westbound					Hwy 66 Eastbound					I40 Ramps Northbound					Int. Total
	U-Turn	Left	Thru	Peds	App. Total	U-Turn	Thru	Right	Peds	App. Total	U-Turn	Left	Right	Peds	App. Total	
11:00 AM	0	9	94	0	103	0	51	20	0	71	0	18	17	0	35	209
11:15 AM	0	6	82	0	88	0	63	30	0	93	0	13	21	0	34	215
11:30 AM	0	8	75	0	83	0	74	38	0	112	0	13	26	0	39	234
11:45 AM	0	10	81	0	91	0	74	25	0	99	0	15	29	0	44	234
Total	0	33	332	0	365	0	262	113	0	375	0	59	93	0	152	892
Approach %	0.0	9.0	91.0	-	-	0.0	69.9	30.1	-	-	0.0	38.8	61.2	-	-	-
Total %	0.0	3.7	37.2	-	40.9	0.0	29.4	12.7	-	42.0	0.0	6.6	10.4	-	17.0	-
PHF	0.000	0.825	0.883	-	0.886	0.000	0.885	0.743	-	0.837	0.000	0.819	0.802	-	0.864	0.953
Lights	0	26	321	-	347	0	248	104	-	352	0	52	86	-	138	837
% Lights	-	78.8	96.7	-	95.1	-	94.7	92.0	-	93.9	-	88.1	92.5	-	90.8	93.8
Mediums	0	1	8	-	9	0	9	5	-	14	0	2	3	-	5	28
% Mediums	-	3.0	2.4	-	2.5	-	3.4	4.4	-	3.7	-	3.4	3.2	-	3.3	3.1
Articulated Trucks	0	6	3	-	9	0	4	4	-	8	0	5	4	-	9	26
% Articulated Trucks	-	18.2	0.9	-	2.5	-	1.5	3.5	-	2.1	-	8.5	4.3	-	5.9	2.9
Bicycles on Road	0	0	0	-	0	0	1	0	-	1	0	0	0	-	0	1
% Bicycles on Road	-	0.0	0.0	-	0.0	-	0.4	0.0	-	0.3	-	0.0	0.0	-	0.0	0.1
Bicycles on Crosswalk	-	-	-	0	-	-	-	-	0	-	-	-	-	0	-	-
% Bicycles on Crosswalk	-	-	-	-	-	-	-	-	-	-	-	-	-	-	-	-
Pedestrians	-	-	-	0	-	-	-	-	0	-	-	-	-	0	-	-
% Pedestrians	-	-	-	-	-	-	-	-	-	-	-	-	-	-	-	-

EXIT 26 WEST SIDE



Lee Engineering, LLC
 Phoenix, Arizona - Dallas, Texas
 Oklahoma City, Oklahoma - San Antonio, Texas
 Albuquerque, New Mexico, United States 87113
 5053380988 pbarricklow@lee-eng.com

Count Name: NM320.01 I-40 Phase A
 Site Code:
 Start Date: 07/27/2022
 Page No: 6



Turning Movement Peak Hour Data Plot (11:00 AM)

EXIT 26 WEST SIDE



Lee Engineering, LLC
 Phoenix, Arizona - Dallas, Texas
 Oklahoma City, Oklahoma - San Antonio, Texas
 Albuquerque, New Mexico, United States 87113
 5053380988 pbarricklow@lee-eng.com

Count Name: NM320.01 I-40 Phase A
 Site Code:
 Start Date: 07/27/2022
 Page No: 7

Turning Movement Peak Hour Data (4:45 PM)

Start Time	Hwy 66 Westbound					Hwy 66 Eastbound					I40 Ramps Northbound					Int. Total
	U-Turn	Left	Thru	Peds	App. Total	U-Turn	Thru	Right	Peds	App. Total	U-Turn	Left	Right	Peds	App. Total	
4:45 PM	0	8	103	0	111	0	114	54	0	168	0	16	44	0	60	339
5:00 PM	0	7	85	0	92	0	102	39	0	141	0	18	48	0	66	299
5:15 PM	0	9	93	0	102	0	119	52	0	171	0	21	45	0	66	339
5:30 PM	1	6	95	0	102	0	116	46	0	162	0	20	59	1	79	343
Total	1	30	376	0	407	0	451	191	0	642	0	75	196	1	271	1320
Approach %	0.2	7.4	92.4	-	-	0.0	70.2	29.8	-	-	0.0	27.7	72.3	-	-	-
Total %	0.1	2.3	28.5	-	30.8	0.0	34.2	14.5	-	48.6	0.0	5.7	14.8	-	20.5	-
PHF	0.250	0.833	0.913	-	0.917	0.000	0.947	0.884	-	0.939	0.000	0.893	0.831	-	0.858	0.962
Lights	0	30	373	-	403	0	446	189	-	635	0	74	191	-	265	1303
% Lights	0.0	100.0	99.2	-	99.0	-	98.9	99.0	-	98.9	-	98.7	97.4	-	97.8	98.7
Mediums	1	0	3	-	4	0	4	2	-	6	0	1	1	-	2	12
% Mediums	100.0	0.0	0.8	-	1.0	-	0.9	1.0	-	0.9	-	1.3	0.5	-	0.7	0.9
Articulated Trucks	0	0	0	-	0	0	1	0	-	1	0	0	4	-	4	5
% Articulated Trucks	0.0	0.0	0.0	-	0.0	-	0.2	0.0	-	0.2	-	0.0	2.0	-	1.5	0.4
Bicycles on Road	0	0	0	-	0	0	0	0	-	0	0	0	0	-	0	0
% Bicycles on Road	0.0	0.0	0.0	-	0.0	-	0.0	0.0	-	0.0	-	0.0	0.0	-	0.0	0.0
Bicycles on Crosswalk	-	-	-	0	-	-	-	-	0	-	-	-	-	0	-	-
% Bicycles on Crosswalk	-	-	-	-	-	-	-	-	-	-	-	-	-	0.0	-	-
Pedestrians	-	-	-	0	-	-	-	-	0	-	-	-	-	1	-	-
% Pedestrians	-	-	-	-	-	-	-	-	-	-	-	-	-	100.0	-	-

EXIT 26 EAST SIDE



Lee Engineering, LLC
 Phoenix, Arizona - Dallas, Texas
 Oklahoma City, Oklahoma - San Antonio, Texas
 Albuquerque, New Mexico, United States 87113
 5053380988 pbarricklow@lee-eng.com

Count Name: NM320.01 I-40 Phase A
 Site Code:
 Start Date: 07/27/2022
 Page No: 1

Turning Movement Data

Start Time	Hwy 66 Westbound					Hwy 66 Eastbound					I40 ramps Northbound					Int. Total
	U-Turn	Left	Thru	Peds	App. Total	U-Turn	Thru	Right	Peds	App. Total	U-Turn	Left	Right	Peds	App. Total	
12:00 AM	0	8	19	0	27	0	18	5	0	23	0	1	2	0	3	53
12:15 AM	0	12	26	0	38	0	12	1	0	13	0	2	4	0	6	57
12:30 AM	0	8	16	0	24	0	9	1	0	10	0	2	2	1	4	38
12:45 AM	0	18	18	0	36	0	13	1	0	14	0	3	3	1	6	56
Hourly Total	0	46	79	0	125	0	52	8	0	60	0	8	11	2	19	204
1:00 AM	0	20	35	0	55	0	7	2	0	9	0	0	1	0	1	65
1:15 AM	0	4	8	0	12	0	8	4	0	12	0	3	1	0	4	28
1:30 AM	0	1	3	0	4	0	4	1	0	5	0	1	1	1	2	11
1:45 AM	0	2	2	0	4	0	7	1	0	8	0	1	1	0	2	14
Hourly Total	0	27	48	0	75	0	26	8	0	34	0	5	4	1	9	118
2:00 AM	0	2	5	0	7	0	4	0	0	4	0	0	3	0	3	14
2:15 AM	0	1	6	0	7	0	4	0	0	4	0	0	1	0	1	12
2:30 AM	0	1	3	0	4	0	0	0	0	0	0	0	2	0	2	6
2:45 AM	0	0	2	0	2	0	4	0	0	4	0	0	1	0	1	7
Hourly Total	0	4	16	0	20	0	12	0	0	12	0	0	7	0	7	39
3:00 AM	0	4	3	0	7	0	3	0	0	3	0	6	1	0	7	17
3:15 AM	0	1	0	0	1	0	5	2	0	7	0	1	0	0	1	9
3:30 AM	0	3	3	0	6	0	4	0	0	4	0	3	0	0	3	13
3:45 AM	0	3	8	0	11	0	8	1	0	9	0	2	1	0	3	23
Hourly Total	0	11	14	0	25	0	20	3	0	23	0	12	2	0	14	62
4:00 AM	0	7	2	0	9	0	5	1	0	6	0	0	2	0	2	17
4:15 AM	0	5	6	0	11	0	3	3	0	6	0	1	0	0	1	18
4:30 AM	0	3	8	0	11	0	11	1	0	12	0	2	3	0	5	28
4:45 AM	0	7	6	0	13	0	10	0	0	10	0	3	2	0	5	28
Hourly Total	0	22	22	0	44	0	29	5	0	34	0	6	7	0	13	91
5:00 AM	0	9	5	0	14	0	7	2	0	9	0	1	0	0	1	24
5:15 AM	0	7	6	0	13	0	5	2	0	7	0	2	2	0	4	24
5:30 AM	0	6	11	0	17	0	7	8	0	15	0	4	1	0	5	37
5:45 AM	0	13	16	0	29	0	15	3	0	18	0	8	2	0	10	57
Hourly Total	0	35	38	0	73	0	34	15	0	49	0	15	5	0	20	142
6:00 AM	0	17	22	0	39	0	13	5	0	18	0	5	2	0	7	64
6:15 AM	0	10	24	0	34	0	11	7	0	18	0	5	5	0	10	62
6:30 AM	0	25	36	0	61	0	25	12	0	37	0	14	6	0	20	118
6:45 AM	0	18	53	0	71	0	35	7	0	42	0	17	12	0	29	142
Hourly Total	0	70	135	0	205	0	84	31	0	115	0	41	25	0	66	386
7:00 AM	0	39	48	0	87	0	34	10	0	44	0	18	8	0	26	157

EXIT 26 EAST SIDE

7:15 AM	0	41	57	0	98	0	34	12	0	46	0	19	8	0	27	171
7:30 AM	0	31	75	0	106	0	60	15	0	75	0	24	9	1	33	214
7:45 AM	0	42	68	0	110	0	69	21	0	90	0	37	7	0	44	244
Hourly Total	0	153	248	0	401	0	197	58	0	255	0	98	32	1	130	786
8:00 AM	0	20	43	0	63	0	40	9	0	49	0	38	3	0	41	153
8:15 AM	0	21	60	0	81	0	51	12	0	63	0	29	5	0	34	178
8:30 AM	0	20	62	0	82	0	44	10	0	54	0	26	13	0	39	175
8:45 AM	0	30	56	0	86	1	55	6	0	62	0	29	11	1	40	188
Hourly Total	0	91	221	0	312	1	190	37	0	228	0	122	32	1	154	694
9:00 AM	0	28	57	0	85	0	60	8	0	68	0	24	17	0	41	194
9:15 AM	0	23	55	0	78	0	56	7	0	63	0	30	9	0	39	180
9:30 AM	0	21	54	0	75	0	47	7	0	54	0	26	13	0	39	168
9:45 AM	0	28	80	0	108	0	46	9	0	55	0	17	11	0	28	191
Hourly Total	0	100	246	0	346	0	209	31	0	240	0	97	50	0	147	733
10:00 AM	0	19	59	0	78	0	40	5	0	45	0	23	14	0	37	160
10:15 AM	0	23	53	0	76	0	66	12	0	78	0	31	11	1	42	196
10:30 AM	0	30	67	0	97	0	66	11	0	77	0	32	15	0	47	221
10:45 AM	0	22	60	0	82	0	61	9	0	70	0	28	13	0	41	193
Hourly Total	0	94	239	0	333	0	233	37	0	270	0	114	53	1	167	770
11:00 AM	0	25	78	0	103	0	61	10	0	71	0	27	14	0	41	215
11:15 AM	0	14	66	0	80	0	61	13	0	74	0	22	15	0	37	191
11:30 AM	0	30	65	0	95	0	89	15	0	104	0	22	8	0	30	229
11:45 AM	0	20	65	0	85	0	86	17	0	103	0	23	13	0	36	224
Hourly Total	0	89	274	0	363	0	297	55	0	352	0	94	50	0	144	859
12:00 PM	0	27	64	0	91	0	71	9	0	80	0	22	7	0	29	200
12:15 PM	0	23	71	0	94	0	91	8	0	99	0	21	8	0	29	222
12:30 PM	0	17	74	0	91	0	80	12	0	92	0	20	11	0	31	214
12:45 PM	0	34	84	0	118	0	93	11	0	104	0	32	16	0	48	270
Hourly Total	0	101	293	0	394	0	335	40	0	375	0	95	42	0	137	906
1:00 PM	0	26	67	0	93	0	85	7	0	92	0	27	12	2	39	224
1:15 PM	0	20	78	0	98	0	94	13	0	107	0	24	10	0	34	239
1:30 PM	0	26	73	0	99	2	92	11	0	105	0	31	12	0	43	247
1:45 PM	0	24	77	0	101	0	101	14	0	115	0	29	7	1	36	252
Hourly Total	0	96	295	0	391	2	372	45	0	419	0	111	41	3	152	962
2:00 PM	0	20	66	0	86	0	100	14	0	114	0	25	12	1	37	237
2:15 PM	0	19	82	0	101	0	93	10	0	103	0	28	11	0	39	243
2:30 PM	0	21	74	0	95	0	86	8	0	94	0	27	11	0	38	227
2:45 PM	0	21	58	0	79	0	80	19	0	99	0	15	15	0	30	208
Hourly Total	0	81	280	0	361	0	359	51	0	410	0	95	49	1	144	915
3:00 PM	0	29	70	0	99	0	81	10	0	91	0	28	8	0	36	226
3:15 PM	0	28	70	0	98	0	96	10	0	106	0	30	15	0	45	249
3:30 PM	0	17	67	0	84	1	104	22	0	127	0	25	7	1	32	243
3:45 PM	0	22	68	0	90	0	99	11	0	110	0	25	5	1	30	230
Hourly Total	0	96	275	0	371	1	380	53	0	434	0	108	35	2	143	948
4:00 PM	0	24	80	0	104	0	122	13	0	135	0	36	19	0	55	294
4:15 PM	0	19	92	0	111	0	93	11	0	104	0	29	17	0	46	261
4:30 PM	0	22	89	0	111	1	116	10	0	127	0	20	17	2	37	275
4:45 PM	0	30	85	0	115	0	138	9	0	147	0	21	18	0	39	301
Hourly Total	0	95	346	0	441	1	469	43	0	513	0	106	71	2	177	1131
5:00 PM	0	31	70	0	101	0	136	17	0	153	0	24	17	0	41	295
5:15 PM	0	23	80	0	103	0	155	16	0	171	0	26	7	0	33	307
5:30 PM	0	31	68	0	99	0	157	11	0	168	0	28	15	0	43	310

EXIT 26 EAST SIDE

5:45 PM	0	27	69	0	96	0	125	21	0	146	0	26	13	1	39	281
Hourly Total	0	112	287	0	399	0	573	65	0	638	0	104	52	1	156	1193
6:00 PM	0	25	42	0	67	0	129	11	0	140	0	17	7	0	24	231
6:15 PM	0	31	66	0	97	0	92	7	0	99	0	19	14	0	33	229
6:30 PM	0	23	64	0	87	0	116	3	0	119	0	27	12	0	39	245
6:45 PM	0	25	79	0	104	0	105	11	0	116	0	17	15	0	32	252
Hourly Total	0	104	251	0	355	0	442	32	0	474	0	80	48	0	128	957
7:00 PM	0	21	65	0	86	0	101	12	0	113	0	12	12	0	24	223
7:15 PM	0	24	60	0	84	1	110	23	0	134	0	21	14	0	35	253
7:30 PM	0	26	45	0	71	1	96	13	0	110	0	19	5	0	24	205
7:45 PM	0	25	58	0	83	0	85	7	0	92	0	9	6	2	15	190
Hourly Total	0	96	228	0	324	2	392	55	0	449	0	61	37	2	98	871
8:00 PM	0	17	57	0	74	0	88	9	0	97	0	16	11	0	27	198
8:15 PM	0	21	49	0	70	0	84	12	0	96	0	14	11	1	25	191
8:30 PM	0	21	44	0	65	0	96	6	0	102	0	9	12	0	21	188
8:45 PM	0	21	39	0	60	0	71	15	0	86	0	20	13	0	33	179
Hourly Total	0	80	189	0	269	0	339	42	0	381	0	59	47	1	106	756
9:00 PM	0	16	33	0	49	0	54	8	0	62	0	13	4	0	17	128
9:15 PM	0	35	60	0	95	0	63	13	0	76	0	9	16	2	25	196
9:30 PM	0	18	49	0	67	0	49	2	0	51	0	7	7	0	14	132
9:45 PM	0	15	37	0	52	0	45	5	0	50	0	4	5	0	9	111
Hourly Total	0	84	179	0	263	0	211	28	0	239	0	33	32	2	65	567
10:00 PM	0	22	42	0	64	0	38	4	0	42	0	14	9	0	23	129
10:15 PM	0	16	25	0	41	0	43	3	0	46	0	9	9	0	18	105
10:30 PM	0	18	37	0	55	0	45	6	0	51	0	5	3	0	8	114
10:45 PM	0	19	21	0	40	0	31	2	0	33	0	5	0	0	5	78
Hourly Total	0	75	125	0	200	0	157	15	0	172	0	33	21	0	54	426
11:00 PM	0	15	31	0	46	0	29	4	0	33	0	8	6	0	14	93
11:15 PM	0	14	32	0	46	0	34	3	0	37	0	5	1	1	6	89
11:30 PM	0	15	17	0	32	0	14	8	0	22	0	2	4	0	6	60
11:45 PM	0	8	20	0	28	0	21	5	0	26	0	7	8	0	15	69
Hourly Total	0	52	100	0	152	0	98	20	0	118	0	22	19	1	41	311
Grand Total	0	1814	4428	0	6242	7	5510	777	0	6294	0	1519	772	21	2291	14827
Approach %	0.0	29.1	70.9	-	-	0.1	87.5	12.3	-	-	0.0	66.3	33.7	-	-	-
Total %	0.0	12.2	29.9	-	42.1	0.0	37.2	5.2	-	42.4	0.0	10.2	5.2	-	15.5	-
Lights	0	1733	4292	-	6025	7	5375	742	-	6124	0	1460	674	-	2134	14283
% Lights	-	95.5	96.9	-	96.5	100.0	97.5	95.5	-	97.3	-	96.1	87.3	-	93.1	96.3
Mediums	0	33	84	-	117	0	91	16	-	107	0	29	35	-	64	288
% Mediums	-	1.8	1.9	-	1.9	0.0	1.7	2.1	-	1.7	-	1.9	4.5	-	2.8	1.9
Articulated Trucks	0	48	48	-	96	0	44	19	-	63	0	30	63	-	93	252
% Articulated Trucks	-	2.6	1.1	-	1.5	0.0	0.8	2.4	-	1.0	-	2.0	8.2	-	4.1	1.7
Bicycles on Road	0	0	4	-	4	0	0	0	-	0	0	0	0	-	0	4
% Bicycles on Road	-	0.0	0.1	-	0.1	0.0	0.0	0.0	-	0.0	-	0.0	0.0	-	0.0	0.0
Bicycles on Crosswalk	-	-	-	0	-	-	-	-	0	-	-	-	-	1	-	-
% Bicycles on Crosswalk	-	-	-	-	-	-	-	-	-	-	-	-	-	4.8	-	-
Pedestrians	-	-	-	0	-	-	-	-	0	-	-	-	-	20	-	-
% Pedestrians	-	-	-	-	-	-	-	-	-	-	-	-	-	95.2	-	-

EXIT 26 EAST SIDE



Lee Engineering, LLC
 Phoenix, Arizona - Dallas, Texas
 Oklahoma City, Oklahoma - San Antonio, Texas
 Albuquerque, New Mexico, United States 87113
 5053380988 pbarricklow@lee-eng.com

Count Name: NM320.01 I-40 Phase A
 Site Code:
 Start Date: 07/27/2022
 Page No: 5

Turning Movement Peak Hour Data (11:00 AM)

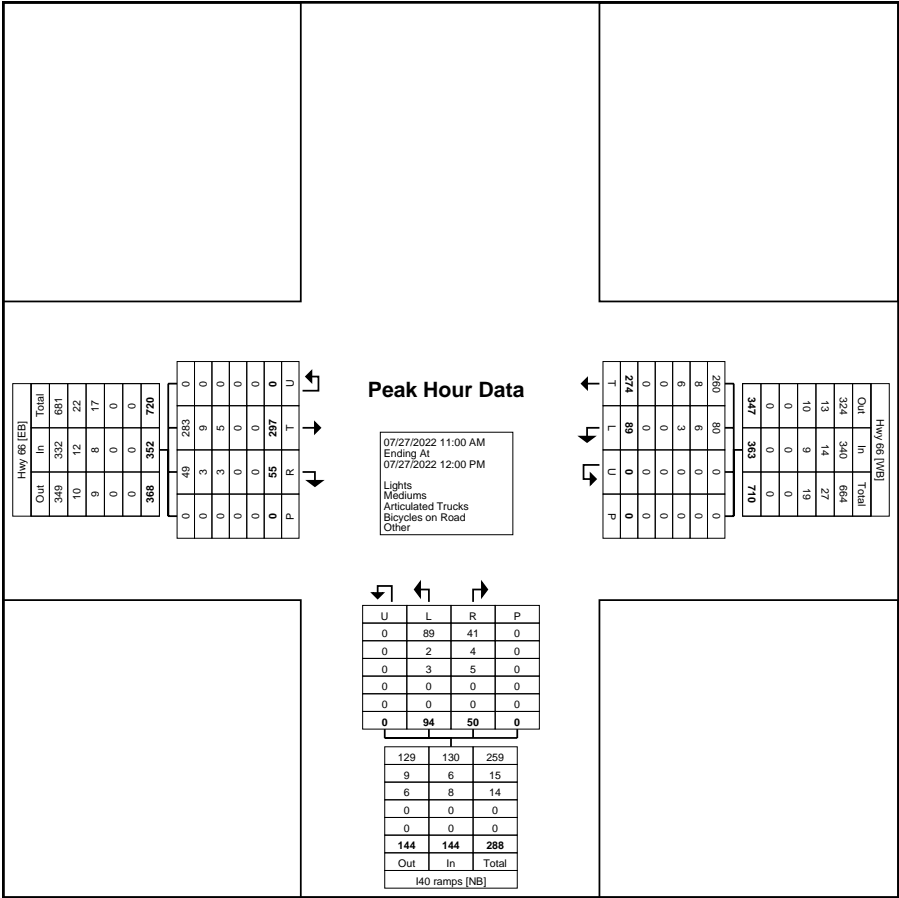
Start Time	Hwy 66 Westbound					Hwy 66 Eastbound					I40 ramps Northbound					Int. Total
	U-Turn	Left	Thru	Peds	App. Total	U-Turn	Thru	Right	Peds	App. Total	U-Turn	Left	Right	Peds	App. Total	
11:00 AM	0	25	78	0	103	0	61	10	0	71	0	27	14	0	41	215
11:15 AM	0	14	66	0	80	0	61	13	0	74	0	22	15	0	37	191
11:30 AM	0	30	65	0	95	0	89	15	0	104	0	22	8	0	30	229
11:45 AM	0	20	65	0	85	0	86	17	0	103	0	23	13	0	36	224
Total	0	89	274	0	363	0	297	55	0	352	0	94	50	0	144	859
Approach %	0.0	24.5	75.5	-	-	0.0	84.4	15.6	-	-	0.0	65.3	34.7	-	-	-
Total %	0.0	10.4	31.9	-	42.3	0.0	34.6	6.4	-	41.0	0.0	10.9	5.8	-	16.8	-
PHF	0.000	0.742	0.878	-	0.881	0.000	0.834	0.809	-	0.846	0.000	0.870	0.833	-	0.878	0.938
Lights	0	80	260	-	340	0	283	49	-	332	0	89	41	-	130	802
% Lights	-	89.9	94.9	-	93.7	-	95.3	89.1	-	94.3	-	94.7	82.0	-	90.3	93.4
Mediums	0	6	8	-	14	0	9	3	-	12	0	2	4	-	6	32
% Mediums	-	6.7	2.9	-	3.9	-	3.0	5.5	-	3.4	-	2.1	8.0	-	4.2	3.7
Articulated Trucks	0	3	6	-	9	0	5	3	-	8	0	3	5	-	8	25
% Articulated Trucks	-	3.4	2.2	-	2.5	-	1.7	5.5	-	2.3	-	3.2	10.0	-	5.6	2.9
Bicycles on Road	0	0	0	-	0	0	0	0	-	0	0	0	0	-	0	0
% Bicycles on Road	-	0.0	0.0	-	0.0	-	0.0	0.0	-	0.0	-	0.0	0.0	-	0.0	0.0
Bicycles on Crosswalk	-	-	-	0	-	-	-	-	0	-	-	-	-	0	-	-
% Bicycles on Crosswalk	-	-	-	-	-	-	-	-	-	-	-	-	-	-	-	-
Pedestrians	-	-	-	0	-	-	-	-	0	-	-	-	-	0	-	-
% Pedestrians	-	-	-	-	-	-	-	-	-	-	-	-	-	-	-	-

EXIT 26 EAST SIDE



Lee Engineering, LLC
 Phoenix, Arizona - Dallas, Texas
 Oklahoma City, Oklahoma - San Antonio, Texas
 Albuquerque, New Mexico, United States 87113
 5053380988 pbarricklow@lee-eng.com

Count Name: NM320.01 I-40 Phase A
 Site Code:
 Start Date: 07/27/2022
 Page No: 6



Turning Movement Peak Hour Data Plot (11:00 AM)

EXIT 26 EAST SIDE



Lee Engineering, LLC
 Phoenix, Arizona - Dallas, Texas
 Oklahoma City, Oklahoma - San Antonio, Texas
 Albuquerque, New Mexico, United States 87113
 5053380988 pbarricklow@lee-eng.com

Count Name: NM320.01 I-40 Phase A
 Site Code:
 Start Date: 07/27/2022
 Page No: 7

Turning Movement Peak Hour Data (4:45 PM)

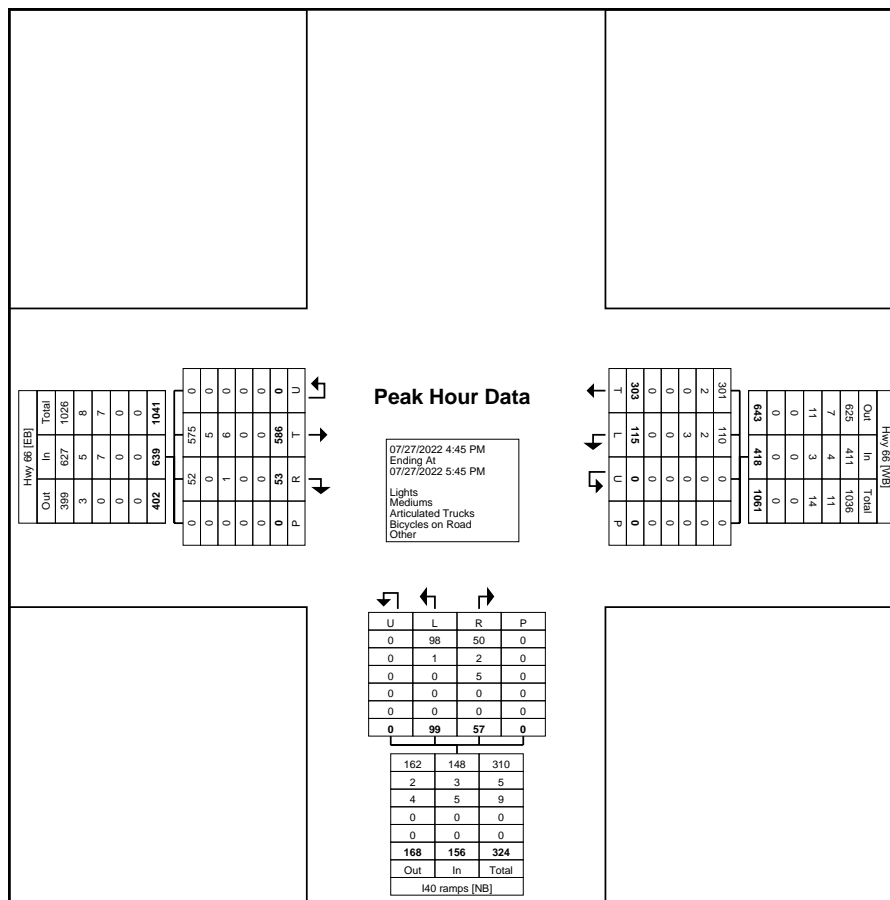
Start Time	Hwy 66 Westbound					Hwy 66 Eastbound					I40 ramps Northbound					Int. Total
	U-Turn	Left	Thru	Peds	App. Total	U-Turn	Thru	Right	Peds	App. Total	U-Turn	Left	Right	Peds	App. Total	
4:45 PM	0	30	85	0	115	0	138	9	0	147	0	21	18	0	39	301
5:00 PM	0	31	70	0	101	0	136	17	0	153	0	24	17	0	41	295
5:15 PM	0	23	80	0	103	0	155	16	0	171	0	26	7	0	33	307
5:30 PM	0	31	68	0	99	0	157	11	0	168	0	28	15	0	43	310
Total	0	115	303	0	418	0	586	53	0	639	0	99	57	0	156	1213
Approach %	0.0	27.5	72.5	-	-	0.0	91.7	8.3	-	-	0.0	63.5	36.5	-	-	-
Total %	0.0	9.5	25.0	-	34.5	0.0	48.3	4.4	-	52.7	0.0	8.2	4.7	-	12.9	-
PHF	0.000	0.927	0.891	-	0.909	0.000	0.933	0.779	-	0.934	0.000	0.884	0.792	-	0.907	0.978
Lights	0	110	301	-	411	0	575	52	-	627	0	98	50	-	148	1186
% Lights	-	95.7	99.3	-	98.3	-	98.1	98.1	-	98.1	-	99.0	87.7	-	94.9	97.8
Mediums	0	2	2	-	4	0	5	0	-	5	0	1	2	-	3	12
% Mediums	-	1.7	0.7	-	1.0	-	0.9	0.0	-	0.8	-	1.0	3.5	-	1.9	1.0
Articulated Trucks	0	3	0	-	3	0	6	1	-	7	0	0	5	-	5	15
% Articulated Trucks	-	2.6	0.0	-	0.7	-	1.0	1.9	-	1.1	-	0.0	8.8	-	3.2	1.2
Bicycles on Road	0	0	0	-	0	0	0	0	-	0	0	0	0	-	0	0
% Bicycles on Road	-	0.0	0.0	-	0.0	-	0.0	0.0	-	0.0	-	0.0	0.0	-	0.0	0.0
Bicycles on Crosswalk	-	-	-	0	-	-	-	-	0	-	-	-	-	0	-	-
% Bicycles on Crosswalk	-	-	-	-	-	-	-	-	-	-	-	-	-	-	-	-
Pedestrians	-	-	-	0	-	-	-	-	0	-	-	-	-	0	-	-
% Pedestrians	-	-	-	-	-	-	-	-	-	-	-	-	-	-	-	-

EXIT 26 EAST SIDE



Lee Engineering, LLC
 Phoenix, Arizona - Dallas, Texas
 Oklahoma City, Oklahoma - San Antonio, Texas
 Albuquerque, New Mexico, United States 87113
 5053380988 pbarricklow@lee-eng.com

Count Name: NM320.01 I-40 Phase A
 Site Code:
 Start Date: 07/27/2022
 Page No: 8



Turning Movement Peak Hour Data Plot (4:45 PM)

EXIT 79 WEST SIDE



Lee Engineering, LLC
 Phoenix, Arizona - Dallas, Texas
 Oklahoma City, Oklahoma - San Antonio, Texas
 Albuquerque, New Mexico, United States 87113
 5053380988 pbarricklow@lee-eng.com

Count Name: NM320.01 I-40 Phase A
 Site Code:
 Start Date: 07/13/2022
 Page No: 1

Turning Movement Data

Start Time	Horizon Ave Westbound						Horizon Ave Eastbound						I40 off ramp Southbound						I40 on ramp Northbound						Int. Total
	U-Turn	Left	Thru	Right	Peds	App. Total	U-Turn	Left	Thru	Right	Peds	App. Total	U-Turn	Left	Thru	Right	Peds	App. Total	U-Turn	Left	Thru	Right	Peds	App. Total	
12:00 AM	0	10	9	0	0	19	0	0	6	9	0	15	0	7	0	12	0	19	0	0	0	0	0	0	53
12:15 AM	0	8	4	0	0	12	0	0	9	10	0	19	0	10	0	11	0	21	0	0	0	0	0	0	52
12:30 AM	0	5	7	0	0	12	0	0	3	1	0	4	0	8	1	9	0	18	0	0	0	0	2	0	34
12:45 AM	0	8	4	0	0	12	0	0	3	4	0	7	0	14	0	16	2	30	0	0	0	0	0	0	49
Hourly Total	0	31	24	0	0	55	0	0	21	24	0	45	0	39	1	48	2	88	0	0	0	0	2	0	188
1:00 AM	0	8	3	0	0	11	0	0	2	2	0	4	0	6	0	16	0	22	0	0	0	0	0	0	37
1:15 AM	0	2	10	0	0	12	0	0	4	2	0	6	0	3	0	9	0	12	0	0	0	0	0	0	30
1:30 AM	0	3	3	0	0	6	0	0	4	4	0	8	0	4	1	6	0	11	0	0	0	0	0	0	25
1:45 AM	0	5	9	0	0	14	0	0	3	3	0	6	0	10	0	9	0	19	0	0	0	0	0	0	39
Hourly Total	0	18	25	0	0	43	0	0	13	11	0	24	0	23	1	40	0	64	0	0	0	0	0	0	131
2:00 AM	0	6	8	0	0	14	0	0	3	4	0	7	0	7	0	9	0	16	0	0	0	0	0	0	37
2:15 AM	0	8	7	0	0	15	0	0	6	4	0	10	0	6	1	7	0	14	0	0	0	0	0	0	39
2:30 AM	0	6	3	0	0	9	0	0	2	4	0	6	0	5	0	4	0	9	0	0	0	0	0	0	24
2:45 AM	0	7	0	0	0	7	0	0	3	6	0	9	0	6	1	10	0	17	0	0	0	0	0	0	33
Hourly Total	0	27	18	0	0	45	0	0	14	18	0	32	0	24	2	30	0	56	0	0	0	0	0	0	133
3:00 AM	0	5	4	0	0	9	0	0	3	5	0	8	0	1	0	8	0	9	0	0	0	0	0	0	26
3:15 AM	0	6	2	0	0	8	0	0	1	8	0	9	0	3	1	11	0	15	0	0	0	0	0	0	32
3:30 AM	0	3	2	0	0	5	0	0	2	5	0	7	0	2	1	7	0	10	0	0	0	0	0	0	22
3:45 AM	0	7	8	0	0	15	0	0	8	2	0	10	0	2	0	9	0	11	0	0	0	0	0	0	36
Hourly Total	0	21	16	0	0	37	0	0	14	20	0	34	0	8	2	35	0	45	0	0	0	0	0	0	116
4:00 AM	0	4	4	0	0	8	0	0	4	7	0	11	0	4	0	2	0	6	0	0	0	0	0	0	25
4:15 AM	0	7	3	0	0	10	0	0	11	7	0	18	0	4	0	5	0	9	0	0	0	0	0	0	37
4:30 AM	0	3	2	0	0	5	0	0	6	3	0	9	0	7	0	7	0	14	0	0	0	0	0	0	28
4:45 AM	0	4	3	0	0	7	0	0	3	8	0	11	0	6	0	2	0	8	0	0	0	0	0	0	26
Hourly Total	0	18	12	0	0	30	0	0	24	25	0	49	0	21	0	16	0	37	0	0	0	0	0	0	116
5:00 AM	0	12	6	0	0	18	0	0	5	6	0	11	0	9	1	6	0	16	0	0	0	0	0	0	45
5:15 AM	1	7	4	0	0	12	0	0	9	11	0	20	0	9	1	3	0	13	0	0	0	0	0	0	45
5:30 AM	1	10	8	0	0	19	0	0	10	7	0	17	0	9	0	9	0	18	0	0	0	0	0	0	54
5:45 AM	0	10	14	0	0	24	0	0	8	13	0	21	0	4	0	6	0	10	0	0	0	0	0	0	55
Hourly Total	2	39	32	0	0	73	0	0	32	37	0	69	0	31	2	24	0	57	0	0	0	0	0	0	199
6:00 AM	0	8	7	0	0	15	0	0	12	10	0	22	0	1	0	7	0	8	0	0	0	0	0	0	45
6:15 AM	0	12	7	0	0	19	0	0	10	10	0	20	0	2	0	4	0	6	0	0	0	0	0	0	45
6:30 AM	0	11	10	0	0	21	0	0	9	11	0	20	0	5	0	10	0	15	0	0	0	0	0	0	56
6:45 AM	0	16	14	0	0	30	0	0	21	11	0	32	0	12	0	9	0	21	0	0	0	0	0	0	83
Hourly Total	0	47	38	0	0	85	0	0	52	42	0	94	0	20	0	30	0	50	0	0	0	0	0	0	229

EXIT 79 WEST SIDE

7:00 AM	0	7	16	0	0	23	0	0	14	10	0	24	0	13	0	4	0	17	0	0	0	0	0	64
7:15 AM	0	6	27	0	0	33	0	0	11	20	0	31	0	4	0	15	0	19	0	0	0	0	0	83
7:30 AM	0	14	29	0	0	43	0	0	16	16	0	32	0	16	0	11	0	27	1	0	0	0	1	103
7:45 AM	0	14	17	0	0	31	0	0	10	15	0	25	0	16	0	8	0	24	0	0	0	0	1	80
Hourly Total	0	41	89	0	0	130	0	0	51	61	0	112	0	49	0	38	0	87	1	0	0	0	1	330
8:00 AM	0	11	12	0	0	23	0	0	13	15	0	28	0	11	0	11	0	22	0	0	0	0	0	73
8:15 AM	0	9	14	0	0	23	0	0	19	23	0	42	0	12	0	10	0	22	0	0	0	0	0	87
8:30 AM	1	14	16	0	0	31	0	0	21	14	0	35	0	15	0	8	0	23	0	0	0	0	0	89
8:45 AM	0	10	13	0	0	23	0	0	18	15	0	33	0	12	0	10	0	22	0	0	0	0	0	78
Hourly Total	1	44	55	0	0	100	0	0	71	67	0	138	0	50	0	39	0	89	0	0	0	0	0	327
9:00 AM	0	9	12	0	0	21	0	0	8	12	0	20	0	11	0	13	0	24	0	0	0	0	0	65
9:15 AM	0	17	13	0	0	30	0	0	16	22	0	38	0	13	1	15	0	29	0	0	0	0	0	97
9:30 AM	0	14	20	0	0	34	0	0	21	11	0	32	0	14	0	17	0	31	0	0	0	0	0	97
9:45 AM	0	11	19	0	0	30	0	0	16	16	0	32	0	21	0	15	0	36	0	0	0	0	0	98
Hourly Total	0	51	64	0	0	115	0	0	61	61	0	122	0	59	1	60	0	120	0	0	0	0	0	357
10:00 AM	0	13	25	0	0	38	0	0	18	23	0	41	0	15	2	23	0	40	0	0	0	0	2	119
10:15 AM	1	18	17	0	0	36	0	0	25	25	0	50	0	12	0	13	0	25	0	0	0	0	0	111
10:30 AM	0	17	18	0	0	35	0	0	18	21	0	39	0	21	0	18	0	39	0	0	0	0	0	113
10:45 AM	0	15	21	0	0	36	0	0	23	22	0	45	0	13	0	15	0	28	0	0	0	0	0	109
Hourly Total	1	63	81	0	0	145	0	0	84	91	0	175	0	61	2	69	0	132	0	0	0	0	2	452
11:00 AM	0	11	22	0	0	33	0	0	24	22	0	46	0	25	2	19	0	46	0	0	0	0	0	125
11:15 AM	0	20	16	0	3	36	0	0	20	26	0	46	0	20	0	20	0	40	0	0	0	0	2	122
11:30 AM	1	14	22	0	0	37	0	0	13	23	0	36	0	20	2	21	0	43	0	0	0	0	0	116
11:45 AM	0	14	23	0	0	37	0	0	13	30	0	43	0	14	0	10	0	24	0	0	0	0	0	104
Hourly Total	1	59	83	0	3	143	0	0	70	101	0	171	0	79	4	70	0	153	0	0	0	0	2	467
12:00 PM	1	20	23	0	0	44	0	0	22	18	0	40	0	20	1	19	0	40	0	0	0	0	0	124
12:15 PM	0	18	21	0	0	39	0	0	24	30	0	54	0	18	0	16	0	34	0	0	0	0	1	127
12:30 PM	0	28	22	0	0	50	0	0	18	23	0	41	0	13	0	31	0	44	0	0	0	0	0	135
12:45 PM	0	22	19	0	0	41	0	0	18	24	0	42	0	14	1	21	0	36	0	0	0	0	0	119
Hourly Total	1	88	85	0	0	174	0	0	82	95	0	177	0	65	2	87	0	154	0	0	0	0	1	505
1:00 PM	0	15	29	0	0	44	0	0	19	22	0	41	0	15	1	19	0	35	0	0	0	0	0	120
1:15 PM	0	18	19	0	0	37	0	0	26	16	0	42	0	18	0	16	0	34	0	0	0	0	0	113
1:30 PM	0	17	20	0	0	37	0	0	17	18	0	35	0	17	1	18	0	36	0	0	0	0	0	108
1:45 PM	0	19	26	0	0	45	0	0	27	26	0	53	0	18	0	21	0	39	0	0	0	0	0	137
Hourly Total	0	69	94	0	0	163	0	0	89	82	0	171	0	68	2	74	0	144	0	0	0	0	0	478
2:00 PM	0	9	14	0	0	23	0	0	14	18	0	32	0	13	0	22	0	35	0	0	0	0	0	90
2:15 PM	0	14	26	0	0	40	0	0	12	30	0	42	0	9	0	21	0	30	0	0	0	0	0	112
2:30 PM	0	9	11	0	0	20	0	0	16	27	0	43	0	25	1	20	0	46	0	0	0	0	0	109
2:45 PM	0	20	26	0	0	46	0	0	12	20	0	32	0	13	0	21	0	34	0	0	0	0	0	112
Hourly Total	0	52	77	0	0	129	0	0	54	95	0	149	0	60	1	84	0	145	0	0	0	0	0	423
3:00 PM	0	10	29	0	0	39	0	0	23	24	0	47	0	19	0	22	0	41	0	0	0	0	0	127
3:15 PM	0	19	10	0	0	29	0	0	26	20	0	46	0	7	0	14	0	21	0	0	0	0	0	96
3:30 PM	0	17	19	0	0	36	0	0	22	19	0	41	0	18	0	25	0	43	0	0	0	0	0	120
3:45 PM	0	13	21	0	0	34	0	0	19	21	0	40	0	21	0	19	0	40	0	0	0	0	1	114
Hourly Total	0	59	79	0	0	138	0	0	90	84	0	174	0	65	0	80	0	145	0	0	0	0	1	457
4:00 PM	0	11	17	0	0	28	0	0	26	24	0	50	0	14	0	22	0	36	0	0	0	0	0	114
4:15 PM	0	18	15	0	0	33	0	0	29	20	0	49	0	11	1	29	0	41	0	0	0	0	0	123
4:30 PM	0	9	18	0	0	27	0	0	8	25	0	33	0	14	1	24	0	39	0	0	0	0	0	99
4:45 PM	0	12	21	0	0	33	0	0	16	26	0	42	0	11	0	21	0	32	0	0	0	1	0	108
Hourly Total	0	50	71	0	0	121	0	0	79	95	0	174	0	50	2	96	0	148	0	0	0	1	0	444
5:00 PM	0	11	20	0	0	31	0	0	20	20	0	40	0	17	0	23	0	40	0	0	0	0	0	111
5:15 PM	1	10	18	0	0	29	0	0	23	19	0	42	0	19	0	21	0	40	0	0	0	0	0	111

EXIT 79 WEST SIDE

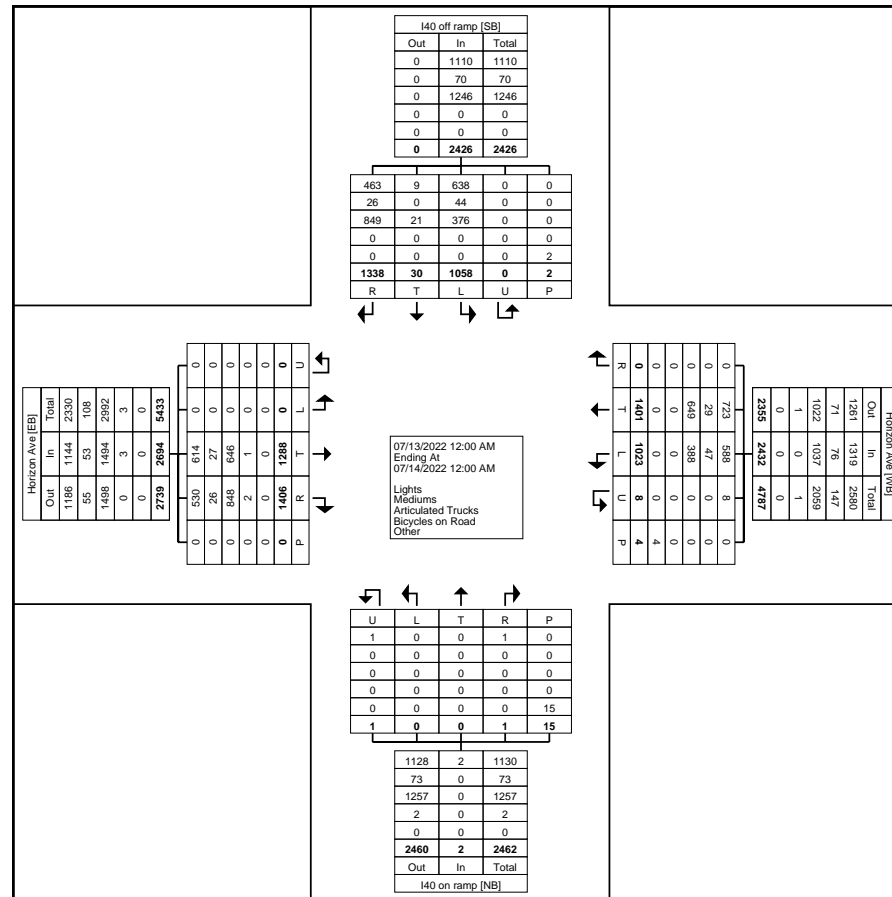
5:30 PM	0	12	27	0	0	39	0	0	23	24	0	47	0	21	0	23	0	44	0	0	0	0	2	0	130
5:45 PM	0	15	20	0	0	35	0	0	14	22	0	36	0	22	0	14	0	36	0	0	0	0	0	0	107
Hourly Total	1	48	85	0	0	134	0	0	80	85	0	165	0	79	0	81	0	160	0	0	0	0	2	0	459
6:00 PM	0	17	24	0	0	41	0	0	14	18	0	32	0	15	0	23	0	38	0	0	0	0	0	0	111
6:15 PM	0	17	21	0	0	38	0	0	18	26	0	44	0	13	0	17	0	30	0	0	0	0	0	0	112
6:30 PM	0	13	18	0	0	31	0	0	25	23	0	48	0	16	0	8	0	24	0	0	0	0	0	0	103
6:45 PM	0	10	24	0	0	34	0	0	26	13	0	39	0	12	0	19	0	31	0	0	0	0	0	0	104
Hourly Total	0	57	87	0	0	144	0	0	83	80	0	163	0	56	0	67	0	123	0	0	0	0	0	0	430
7:00 PM	0	8	13	0	0	21	0	0	23	22	0	45	0	9	1	25	0	35	0	0	0	0	1	0	101
7:15 PM	0	12	16	0	0	28	0	0	20	18	0	38	0	6	1	23	0	30	0	0	0	0	1	0	96
7:30 PM	0	3	25	0	0	28	0	0	11	21	0	32	0	6	0	15	0	21	0	0	0	0	0	0	81
7:45 PM	0	10	16	0	1	26	0	0	17	11	0	28	0	12	0	10	0	22	0	0	0	0	1	0	76
Hourly Total	0	33	70	0	1	103	0	0	71	72	0	143	0	33	2	73	0	108	0	0	0	0	3	0	354
8:00 PM	0	3	19	0	0	22	0	0	11	22	0	33	0	7	0	13	0	20	0	0	0	0	0	0	75
8:15 PM	0	9	17	0	0	26	0	0	16	12	0	28	0	7	0	19	0	26	0	0	0	0	0	0	80
8:30 PM	0	8	16	0	0	24	0	0	14	16	0	30	0	10	1	9	0	20	0	0	0	0	1	0	74
8:45 PM	0	8	22	0	0	30	0	0	13	13	0	26	0	7	0	16	0	23	0	0	0	0	0	0	79
Hourly Total	0	28	74	0	0	102	0	0	54	63	0	117	0	31	1	57	0	89	0	0	0	0	1	0	308
9:00 PM	0	9	17	0	0	26	0	0	13	8	0	21	0	11	0	10	0	21	0	0	0	0	0	0	68
9:15 PM	1	9	15	0	0	25	0	0	14	13	0	27	0	5	2	8	0	15	0	0	0	0	0	0	67
9:30 PM	0	9	15	0	0	24	0	0	8	6	0	14	0	13	0	13	0	26	0	0	0	0	0	0	64
9:45 PM	0	7	8	0	0	15	0	0	8	5	0	13	0	5	1	17	0	23	0	0	0	0	0	0	51
Hourly Total	1	34	55	0	0	90	0	0	43	32	0	75	0	34	3	48	0	85	0	0	0	0	0	0	250
10:00 PM	0	6	6	0	0	12	0	0	7	11	0	18	0	6	1	6	0	13	0	0	0	0	0	0	43
10:15 PM	0	6	20	0	0	26	0	0	8	5	0	13	0	12	0	10	0	22	0	0	0	0	0	0	61
10:30 PM	0	7	7	0	0	14	0	0	7	12	0	19	0	4	0	18	0	22	0	0	0	0	0	0	55
10:45 PM	0	5	9	0	0	14	0	0	13	5	0	18	0	10	0	11	0	21	0	0	0	0	0	0	53
Hourly Total	0	24	42	0	0	66	0	0	35	33	0	68	0	32	1	45	0	78	0	0	0	0	0	0	212
11:00 PM	0	9	14	0	0	23	0	0	6	9	0	15	0	7	0	13	0	20	0	0	0	0	0	0	58
11:15 PM	0	5	19	0	0	24	0	0	5	12	0	17	0	4	1	10	0	15	0	0	0	0	0	0	56
11:30 PM	0	2	7	0	0	9	0	0	5	8	0	13	0	5	0	15	0	20	0	0	0	0	0	0	42
11:45 PM	0	6	5	0	0	11	0	0	5	3	0	8	0	5	0	9	0	14	0	0	0	0	0	0	33
Hourly Total	0	22	45	0	0	67	0	0	21	32	0	53	0	21	1	47	0	69	0	0	0	0	0	0	189
Grand Total	8	1023	1401	0	4	2432	0	0	1288	1406	0	2694	0	1058	30	1338	2	2426	1	0	0	1	15	2	7554
Approach %	0.3	42.1	57.6	0.0	-	-	0.0	0.0	47.8	52.2	-	-	0.0	43.6	1.2	55.2	-	-	50.0	0.0	0.0	50.0	-	-	-
Total %	0.1	13.5	18.5	0.0	-	32.2	0.0	0.0	17.1	18.6	-	35.7	0.0	14.0	0.4	17.7	-	32.1	0.0	0.0	0.0	0.0	-	0.0	-
Lights	8	588	723	0	-	1319	0	0	614	530	-	1144	0	638	9	463	-	1110	1	0	0	1	-	2	3575
% Lights	100.0	57.5	51.6	-	-	54.2	-	-	47.7	37.7	-	42.5	-	60.3	30.0	34.6	-	45.8	100.0	-	-	100.0	-	100.0	47.3
Mediums	0	47	29	0	-	76	0	0	27	26	-	53	0	44	0	26	-	70	0	0	0	0	-	0	199
% Mediums	0.0	4.6	2.1	-	-	3.1	-	-	2.1	1.8	-	2.0	-	4.2	0.0	1.9	-	2.9	0.0	-	-	0.0	-	0.0	2.6
Articulated Trucks	0	388	649	0	-	1037	0	0	646	848	-	1494	0	376	21	849	-	1246	0	0	0	0	-	0	3777
% Articulated Trucks	0.0	37.9	46.3	-	-	42.6	-	-	50.2	60.3	-	55.5	-	35.5	70.0	63.5	-	51.4	0.0	-	-	0.0	-	0.0	50.0
Bicycles on Road	0	0	0	0	-	0	0	0	1	2	-	3	0	0	0	0	-	0	0	0	0	0	-	0	3
% Bicycles on Road	0.0	0.0	0.0	-	-	0.0	-	-	0.1	0.1	-	0.1	-	0.0	0.0	0.0	-	0.0	0.0	-	-	0.0	-	0.0	0.0
Bicycles on Crosswalk	-	-	-	-	0	-	-	-	-	-	0	-	-	-	-	-	0	-	-	-	-	-	0	-	-
% Bicycles on Crosswalk	-	-	-	-	0.0	-	-	-	-	-	-	-	-	-	-	-	0.0	-	-	-	-	-	0.0	-	-
Pedestrians	-	-	-	-	4	-	-	-	-	-	0	-	-	-	-	-	2	-	-	-	-	-	15	-	-
% Pedestrians	-	-	-	-	100.0	-	-	-	-	-	-	-	-	-	-	-	100.0	-	-	-	-	-	100.0	-	-

EXIT 79 WEST SIDE



Lee Engineering, LLC
 Phoenix, Arizona - Dallas, Texas
 Oklahoma City, Oklahoma - San Antonio, Texas
 Albuquerque, New Mexico, United States 87113
 5053380988 pbarricklow@lee-eng.com

Count Name: NM320.01 I-40 Phase A
 Site Code:
 Start Date: 07/13/2022
 Page No: 4



Turning Movement Data Plot

EXIT 79 WEST SIDE



Lee Engineering, LLC
 Phoenix, Arizona - Dallas, Texas
 Oklahoma City, Oklahoma - San Antonio, Texas
 Albuquerque, New Mexico, United States 87113
 5053380988 pbarricklow@lee-eng.com

Count Name: NM320.01 I-40 Phase A
 Site Code:
 Start Date: 07/13/2022
 Page No: 5

Turning Movement Peak Hour Data (10:45 AM)

Start Time	Horizon Ave Westbound						Horizon Ave Eastbound						I40 off ramp Southbound						I40 on ramp Northbound						Int. Total
	U-Turn	Left	Thru	Right	Peds	App. Total	U-Turn	Left	Thru	Right	Peds	App. Total	U-Turn	Left	Thru	Right	Peds	App. Total	U-Turn	Left	Thru	Right	Peds	App. Total	
10:45 AM	0	15	21	0	0	36	0	0	23	22	0	45	0	13	0	15	0	28	0	0	0	0	0	0	109
11:00 AM	0	11	22	0	0	33	0	0	24	22	0	46	0	25	2	19	0	46	0	0	0	0	0	0	125
11:15 AM	0	20	16	0	3	36	0	0	20	26	0	46	0	20	0	20	0	40	0	0	0	0	2	0	122
11:30 AM	1	14	22	0	0	37	0	0	13	23	0	36	0	20	2	21	0	43	0	0	0	0	0	0	116
Total	1	60	81	0	3	142	0	0	80	93	0	173	0	78	4	75	0	157	0	0	0	0	2	0	472
Approach %	0.7	42.3	57.0	0.0	-	-	0.0	0.0	46.2	53.8	-	-	0.0	49.7	2.5	47.8	-	-	0.0	0.0	0.0	0.0	-	-	-
Total %	0.2	12.7	17.2	0.0	-	30.1	0.0	0.0	16.9	19.7	-	36.7	0.0	16.5	0.8	15.9	-	33.3	0.0	0.0	0.0	0.0	-	0.0	-
PHF	0.250	0.750	0.920	0.000	-	0.959	0.000	0.000	0.833	0.894	-	0.940	0.000	0.780	0.500	0.893	-	0.853	0.000	0.000	0.000	0.000	-	0.000	0.944
Lights	1	33	40	0	-	74	0	0	44	29	-	73	0	38	0	20	-	58	0	0	0	0	-	0	205
% Lights	100.0	55.0	49.4	-	-	52.1	-	-	55.0	31.2	-	42.2	-	48.7	0.0	26.7	-	36.9	-	-	-	-	-	-	43.4
Mediums	0	4	3	0	-	7	0	0	2	1	-	3	0	3	0	1	-	4	0	0	0	0	-	0	14
% Mediums	0.0	6.7	3.7	-	-	4.9	-	-	2.5	1.1	-	1.7	-	3.8	0.0	1.3	-	2.5	-	-	-	-	-	-	3.0
Articulated Trucks	0	23	38	0	-	61	0	0	34	63	-	97	0	37	4	54	-	95	0	0	0	0	-	0	253
% Articulated Trucks	0.0	38.3	46.9	-	-	43.0	-	-	42.5	67.7	-	56.1	-	47.4	100.0	72.0	-	60.5	-	-	-	-	-	-	53.6
Bicycles on Road	0	0	0	0	-	0	0	0	0	0	-	0	0	0	0	0	-	0	0	0	0	0	-	0	0
% Bicycles on Road	0.0	0.0	0.0	-	-	0.0	-	-	0.0	0.0	-	0.0	-	0.0	0.0	0.0	-	0.0	-	-	-	-	-	-	0.0
Bicycles on Crosswalk	-	-	-	-	0	-	-	-	-	-	0	-	-	-	-	-	0	-	-	-	-	-	0	-	-
% Bicycles on Crosswalk	-	-	-	-	0.0	-	-	-	-	-	-	-	-	-	-	-	-	-	-	-	-	-	0.0	-	-
Pedestrians	-	-	-	-	3	-	-	-	-	-	0	-	-	-	-	-	0	-	-	-	-	-	2	-	-
% Pedestrians	-	-	-	-	100.0	-	-	-	-	-	-	-	-	-	-	-	-	-	-	-	-	-	100.0	-	-

EXIT 79 WEST SIDE



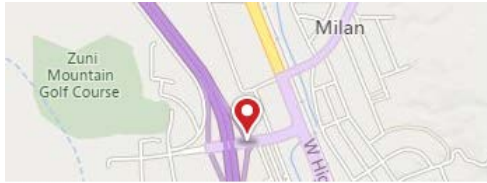
Lee Engineering, LLC
 Phoenix, Arizona - Dallas, Texas
 Oklahoma City, Oklahoma - San Antonio, Texas
 Albuquerque, New Mexico, United States 87113
 5053380988 pbarricklow@lee-eng.com

Count Name: NM320.01 I-40 Phase A
 Site Code:
 Start Date: 07/13/2022
 Page No: 7

Turning Movement Peak Hour Data (12:00 PM)

Start Time	Horizon Ave Westbound						Horizon Ave Eastbound						I40 off ramp Southbound						I40 on ramp Northbound						Int. Total
	U-Turn	Left	Thru	Right	Peds	App. Total	U-Turn	Left	Thru	Right	Peds	App. Total	U-Turn	Left	Thru	Right	Peds	App. Total	U-Turn	Left	Thru	Right	Peds	App. Total	
12:00 PM	1	20	23	0	0	44	0	0	22	18	0	40	0	20	1	19	0	40	0	0	0	0	0	0	124
12:15 PM	0	18	21	0	0	39	0	0	24	30	0	54	0	18	0	16	0	34	0	0	0	0	1	0	127
12:30 PM	0	28	22	0	0	50	0	0	18	23	0	41	0	13	0	31	0	44	0	0	0	0	0	0	135
12:45 PM	0	22	19	0	0	41	0	0	18	24	0	42	0	14	1	21	0	36	0	0	0	0	0	0	119
Total	1	88	85	0	0	174	0	0	82	95	0	177	0	65	2	87	0	154	0	0	0	0	1	0	505
Approach %	0.6	50.6	48.9	0.0	-	-	0.0	0.0	46.3	53.7	-	-	0.0	42.2	1.3	56.5	-	-	0.0	0.0	0.0	0.0	-	-	-
Total %	0.2	17.4	16.8	0.0	-	34.5	0.0	0.0	16.2	18.8	-	35.0	0.0	12.9	0.4	17.2	-	30.5	0.0	0.0	0.0	0.0	-	0.0	-
PHF	0.250	0.786	0.924	0.000	-	0.870	0.000	0.000	0.854	0.792	-	0.819	0.000	0.813	0.500	0.702	-	0.875	0.000	0.000	0.000	0.000	-	0.000	0.935
Lights	1	47	42	0	-	90	0	0	40	31	-	71	0	38	1	36	-	75	0	0	0	0	-	0	236
% Lights	100.0	53.4	49.4	-	-	51.7	-	-	48.8	32.6	-	40.1	-	58.5	50.0	41.4	-	48.7	-	-	-	-	-	-	46.7
Mediums	0	1	0	0	-	1	0	0	3	3	-	6	0	4	0	4	-	8	0	0	0	0	-	0	15
% Mediums	0.0	1.1	0.0	-	-	0.6	-	-	3.7	3.2	-	3.4	-	6.2	0.0	4.6	-	5.2	-	-	-	-	-	-	3.0
Articulated Trucks	0	40	43	0	-	83	0	0	39	61	-	100	0	23	1	47	-	71	0	0	0	0	-	0	254
% Articulated Trucks	0.0	45.5	50.6	-	-	47.7	-	-	47.6	64.2	-	56.5	-	35.4	50.0	54.0	-	46.1	-	-	-	-	-	-	50.3
Bicycles on Road	0	0	0	0	-	0	0	0	0	0	-	0	0	0	0	0	-	0	0	0	0	0	-	0	0
% Bicycles on Road	0.0	0.0	0.0	-	-	0.0	-	-	0.0	0.0	-	0.0	-	0.0	0.0	0.0	-	0.0	-	-	-	-	-	-	0.0
Bicycles on Crosswalk	-	-	-	-	0	-	-	-	-	-	0	-	-	-	-	-	0	-	-	-	-	-	0	-	-
% Bicycles on Crosswalk	-	-	-	-	-	-	-	-	-	-	-	-	-	-	-	-	-	-	-	-	-	-	0.0	-	-
Pedestrians	-	-	-	-	0	-	-	-	-	-	0	-	-	-	-	-	0	-	-	-	-	-	1	-	-
% Pedestrians	-	-	-	-	-	-	-	-	-	-	-	-	-	-	-	-	-	-	-	-	-	-	100.0	-	-

EXIT 79 EAST SIDE



Lee Engineering, LLC
 Phoenix, Arizona - Dallas, Texas
 Oklahoma City, Oklahoma - San Antonio, Texas
 Albuquerque, New Mexico, United States 87113
 5053380988 pbarricklow@lee-eng.com

Count Name: NM320.01 I-40 Phase A
 Site Code:
 Start Date: 07/13/2022
 Page No: 1

Turning Movement Data

Start Time	Horizon Ave Westbound						Horizon Ave Eastbound						I40 on ramp Southbound						I40 off ramp Northbound						Int. Total
	U-Turn	Left	Thru	Right	Peds	App. Total	U-Turn	Left	Thru	Right	Peds	App. Total	U-Turn	Left	Thru	Right	Peds	App. Total	U-Turn	Left	Thru	Right	Peds	App. Total	
12:00 AM	0	0	14	3	0	17	0	6	8	0	0	14	0	0	0	0	0	0	0	6	0	6	0	12	43
12:15 AM	1	0	8	7	0	16	0	4	14	0	0	18	0	0	0	0	0	0	0	2	1	6	0	9	43
12:30 AM	0	0	8	8	0	16	0	4	7	0	0	11	0	0	0	0	0	0	0	4	0	3	0	7	34
12:45 AM	0	0	8	3	0	11	0	1	16	0	0	17	0	0	0	0	1	0	0	4	0	4	0	8	36
Hourly Total	1	0	38	21	0	60	0	15	45	0	0	60	0	0	0	0	1	0	0	16	1	19	0	36	156
1:00 AM	0	0	9	4	0	13	0	2	6	0	0	8	0	0	0	1	0	1	0	1	0	5	0	6	28
1:15 AM	0	0	5	3	0	8	0	1	6	0	0	7	0	0	0	0	0	0	0	7	0	4	0	11	26
1:30 AM	0	0	3	3	0	6	0	3	5	0	0	8	0	0	0	0	0	0	0	3	0	4	0	7	21
1:45 AM	1	0	9	2	0	12	0	2	10	0	0	12	0	0	0	0	0	0	0	5	0	4	0	9	33
Hourly Total	1	0	26	12	0	39	0	8	27	0	0	35	0	0	0	1	0	1	0	16	0	17	0	33	108
2:00 AM	0	0	9	6	0	15	0	3	8	0	0	11	0	0	0	0	0	0	0	6	0	6	0	12	38
2:15 AM	0	0	8	6	0	14	0	5	7	0	0	12	0	0	0	0	0	0	0	6	0	5	0	11	37
2:30 AM	0	0	6	3	0	9	0	1	6	0	0	7	0	0	0	0	0	0	0	3	0	3	0	6	22
2:45 AM	0	0	9	7	0	16	0	2	7	0	0	9	0	0	0	0	0	0	0	0	1	6	0	7	32
Hourly Total	0	0	32	22	0	54	0	11	28	0	0	39	0	0	0	0	0	0	0	15	1	20	0	36	129
3:00 AM	0	0	4	7	0	11	0	2	1	0	0	3	0	0	0	0	0	0	0	3	0	4	0	7	21
3:15 AM	0	0	7	3	0	10	0	1	4	0	0	5	0	0	0	0	0	0	0	1	1	4	0	6	21
3:30 AM	0	0	3	3	0	6	0	2	2	0	0	4	0	0	0	0	0	0	0	2	0	4	0	6	16
3:45 AM	0	0	10	2	0	12	0	7	3	0	0	10	0	0	0	0	0	0	0	5	0	5	0	10	32
Hourly Total	0	0	24	15	0	39	0	12	10	0	0	22	0	0	0	0	0	0	0	11	1	17	0	29	90
4:00 AM	0	0	6	6	0	12	0	3	5	0	0	8	0	0	0	0	0	0	0	4	0	5	0	9	29
4:15 AM	0	0	5	8	0	13	0	8	7	0	0	15	0	0	0	0	0	0	0	3	0	6	0	9	37
4:30 AM	0	0	3	2	0	5	0	4	8	0	0	12	0	0	0	0	0	0	0	2	0	7	0	9	26
4:45 AM	0	0	7	6	0	13	0	2	8	0	0	10	0	0	0	0	0	0	0	1	0	15	0	16	39
Hourly Total	0	0	21	22	0	43	0	17	28	0	0	45	0	0	0	0	0	0	0	10	0	33	0	43	131
5:00 AM	0	0	16	12	0	28	0	3	11	0	0	14	0	0	0	0	0	0	0	3	1	16	0	20	62
5:15 AM	0	0	11	13	0	24	0	5	13	0	0	18	0	0	0	0	0	0	0	0	0	18	0	18	60
5:30 AM	0	0	17	16	0	33	0	7	14	0	0	21	0	0	0	0	0	0	0	2	0	13	0	15	69
5:45 AM	0	0	15	9	0	24	0	5	7	0	0	12	0	0	0	0	0	0	0	8	0	14	0	22	58
Hourly Total	0	0	59	50	0	109	0	20	45	0	0	65	0	0	0	0	0	0	0	13	1	61	0	75	249
6:00 AM	0	0	11	13	0	24	0	10	3	0	0	13	0	0	0	0	0	0	0	4	0	15	0	19	56
6:15 AM	0	0	14	15	0	29	0	6	6	0	0	12	0	0	0	0	0	0	0	5	0	10	0	15	56
6:30 AM	0	0	18	11	0	29	0	7	7	0	0	14	0	0	0	0	0	0	0	3	0	11	0	14	57
6:45 AM	0	0	23	12	0	35	0	9	24	0	0	33	0	0	0	0	0	0	0	7	0	10	0	17	85
Hourly Total	0	0	66	51	0	117	0	32	40	0	0	72	0	0	0	0	0	0	0	19	0	46	0	65	254

EXIT 79 EAST SIDE

7:00 AM	0	0	17	17	0	34	0	5	22	0	0	27	0	0	0	0	0	0	7	0	11	0	18	79
7:15 AM	0	0	26	19	0	45	0	7	8	0	0	15	0	0	0	0	0	0	9	1	18	0	28	88
7:30 AM	0	0	32	18	0	50	0	9	23	0	0	32	0	0	0	0	0	0	11	1	17	0	29	111
7:45 AM	0	0	22	12	0	34	0	5	21	0	0	26	0	0	0	0	0	0	8	1	12	0	21	81
Hourly Total	0	0	97	66	0	163	0	26	74	0	0	100	0	0	0	0	0	0	35	3	58	0	96	359
8:00 AM	0	0	17	17	0	34	0	9	16	0	0	25	0	0	0	0	0	0	6	0	13	0	19	78
8:15 AM	0	0	17	17	0	34	0	11	20	0	0	31	0	0	0	0	0	0	6	0	20	0	26	91
8:30 AM	0	0	22	17	0	39	0	11	27	0	0	38	0	0	0	0	0	0	9	0	12	0	21	98
8:45 AM	0	0	17	18	0	35	0	13	17	0	0	30	0	0	0	0	0	0	8	0	14	0	22	87
Hourly Total	0	0	73	69	0	142	0	44	80	0	0	124	0	0	0	0	0	0	29	0	59	0	88	354
9:00 AM	0	0	9	22	0	31	0	5	14	0	0	19	0	0	0	0	0	0	10	0	15	0	25	75
9:15 AM	0	0	21	24	0	45	0	8	22	0	0	30	0	0	0	0	0	0	9	1	15	0	25	100
9:30 AM	0	0	26	24	0	50	0	16	20	0	0	36	0	0	0	0	0	0	8	1	28	0	37	123
9:45 AM	0	0	18	17	0	35	0	6	31	0	0	37	0	0	0	0	0	0	11	1	23	0	35	107
Hourly Total	0	0	74	87	0	161	0	35	87	0	0	122	0	0	0	0	0	0	38	3	81	0	122	405
10:00 AM	0	0	30	30	0	60	0	16	19	0	0	35	0	0	0	0	2	0	12	1	27	0	40	135
10:15 AM	0	0	21	35	0	56	0	11	25	0	0	36	0	0	0	0	0	0	11	0	21	0	32	124
10:30 AM	0	0	27	16	0	43	0	10	30	0	0	40	0	0	0	0	0	0	12	1	22	0	35	118
10:45 AM	0	1	23	21	0	45	0	13	22	0	0	35	0	0	0	0	0	0	11	0	27	0	38	118
Hourly Total	0	1	101	102	0	204	0	50	96	0	0	146	0	0	0	0	2	0	46	2	97	0	145	495
11:00 AM	0	0	20	32	0	52	0	7	40	0	0	47	0	0	0	0	0	0	12	1	22	0	35	134
11:15 AM	0	0	27	24	0	51	0	13	26	0	0	39	0	0	0	0	3	0	9	0	21	0	30	120
11:30 AM	0	0	28	22	0	50	0	8	28	0	0	36	0	0	0	0	0	0	12	1	15	0	28	114
11:45 AM	0	0	24	26	0	50	0	8	17	0	0	25	0	0	0	0	0	0	12	0	27	0	39	114
Hourly Total	0	0	99	104	0	203	0	36	111	0	0	147	0	0	0	0	3	0	45	2	85	0	132	482
12:00 PM	0	0	35	23	0	58	0	10	35	0	0	45	0	0	0	0	0	0	9	0	19	0	28	131
12:15 PM	0	0	23	23	0	46	0	14	23	0	0	37	0	0	0	0	0	0	14	1	17	0	32	115
12:30 PM	0	0	40	22	0	62	0	8	25	0	0	33	0	0	0	0	0	0	13	0	24	0	37	132
12:45 PM	0	0	28	24	0	52	0	13	21	0	0	34	0	0	0	0	0	0	12	0	22	0	34	120
Hourly Total	0	0	126	92	0	218	0	45	104	0	0	149	0	0	0	0	0	0	48	1	82	0	131	498
1:00 PM	0	0	29	22	0	51	0	9	26	0	0	35	0	0	0	0	0	0	15	0	18	1	33	119
1:15 PM	0	0	21	26	0	47	0	13	31	0	0	44	0	0	0	0	0	0	14	0	15	0	29	120
1:30 PM	0	0	25	21	0	46	0	13	21	0	0	34	0	0	0	0	0	0	11	0	19	0	30	110
1:45 PM	0	0	32	19	0	51	0	13	32	0	0	45	0	0	0	0	0	0	12	1	13	0	26	122
Hourly Total	0	0	107	88	0	195	0	48	110	0	0	158	0	0	0	0	0	0	52	1	65	1	118	471
2:00 PM	0	0	16	20	0	36	0	9	19	0	0	28	0	0	0	0	0	0	5	0	18	0	23	87
2:15 PM	0	0	26	21	0	47	0	8	12	0	0	20	0	0	0	0	0	0	14	0	20	0	34	101
2:30 PM	0	0	15	25	0	40	0	9	33	0	0	42	0	0	0	0	0	0	6	0	17	0	23	105
2:45 PM	0	0	30	19	0	49	0	8	17	0	0	25	0	0	0	0	0	0	16	0	17	0	33	107
Hourly Total	0	0	87	85	0	172	0	34	81	0	0	115	0	0	0	0	0	0	41	0	72	0	113	400
3:00 PM	0	0	24	18	0	42	0	12	27	0	0	39	0	0	0	0	0	0	14	0	23	0	37	118
3:15 PM	0	0	28	26	0	54	0	16	18	0	0	34	0	0	0	0	0	0	2	0	29	0	31	119
3:30 PM	0	0	25	22	0	47	0	9	31	0	0	40	0	0	0	0	0	0	10	0	21	0	31	118
3:45 PM	0	0	20	22	0	42	0	9	32	0	0	41	0	0	0	0	0	0	14	1	16	0	31	114
Hourly Total	0	0	97	88	0	185	0	46	108	0	0	154	0	0	0	0	0	0	40	1	89	0	130	469
4:00 PM	0	0	22	17	0	39	0	8	31	0	0	39	0	0	0	0	0	0	6	0	13	0	19	97
4:15 PM	0	0	26	20	0	46	0	11	28	0	0	39	0	0	0	0	0	0	8	0	17	0	25	110
4:30 PM	0	0	20	18	0	38	0	5	18	0	0	23	0	0	0	0	0	0	6	0	11	0	17	78
4:45 PM	0	0	22	19	0	41	0	7	20	0	0	27	0	0	0	0	0	0	12	0	16	0	28	96
Hourly Total	0	0	90	74	0	164	0	31	97	0	0	128	0	0	0	0	0	0	32	0	57	0	89	381
5:00 PM	0	0	21	19	0	40	0	9	28	0	0	37	0	0	0	0	0	0	8	1	15	0	24	101
5:15 PM	0	0	17	23	0	40	0	11	33	0	0	44	0	0	0	0	0	0	14	0	18	0	32	116

EXIT 79 EAST SIDE

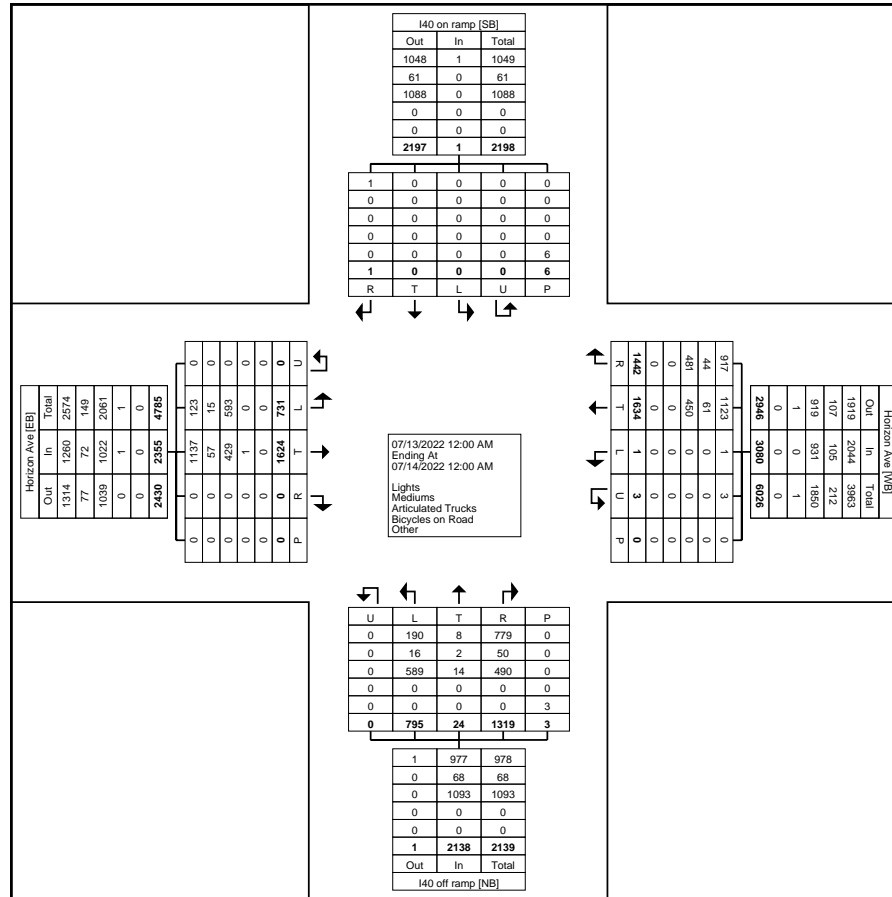
5:30 PM	0	0	25	21	0	46	0	10	32	0	0	42	0	0	0	0	0	0	14	0	18	1	32	120	
5:45 PM	0	0	27	19	0	46	0	8	28	0	0	36	0	0	0	0	0	0	9	0	22	0	31	113	
Hourly Total	0	0	90	82	0	172	0	38	121	0	0	159	0	0	0	0	0	0	45	1	73	1	119	450	
6:00 PM	0	0	32	21	0	53	0	9	20	0	0	29	0	0	0	0	0	0	11	0	18	0	29	111	
6:15 PM	0	0	25	11	0	36	0	6	25	0	0	31	0	0	0	0	0	0	13	0	15	0	28	95	
6:30 PM	0	0	16	20	0	36	0	14	27	0	0	41	0	0	0	0	0	0	13	0	14	0	27	104	
6:45 PM	0	0	20	18	0	38	0	12	26	0	0	38	0	0	0	0	0	0	14	0	19	0	33	109	
Hourly Total	0	0	93	70	0	163	0	41	98	0	0	139	0	0	0	0	0	0	51	0	66	0	117	419	
7:00 PM	0	0	11	20	0	31	0	12	20	0	0	32	0	0	0	0	0	0	10	0	11	1	21	84	
7:15 PM	0	0	22	12	0	34	0	11	15	0	0	26	0	0	0	0	0	0	6	1	11	0	18	78	
7:30 PM	0	0	10	18	0	28	0	4	12	0	0	16	0	0	0	0	0	0	18	0	14	0	32	76	
7:45 PM	1	0	14	16	0	31	0	12	18	0	0	30	0	0	0	0	0	0	12	0	15	0	27	88	
Hourly Total	1	0	57	66	0	124	0	39	65	0	0	104	0	0	0	0	0	0	46	1	51	1	98	326	
8:00 PM	0	0	10	15	0	25	0	9	9	0	0	18	0	0	0	0	0	0	14	0	17	0	31	74	
8:15 PM	0	0	11	16	0	27	0	11	10	0	0	21	0	0	0	0	0	0	14	0	13	0	27	75	
8:30 PM	0	0	13	10	0	23	0	8	16	0	0	24	0	0	0	0	0	0	11	2	12	0	25	72	
8:45 PM	0	0	17	17	0	34	0	11	9	0	0	20	0	0	0	0	0	0	14	0	16	0	30	84	
Hourly Total	0	0	51	58	0	109	0	39	44	0	0	83	0	0	0	0	0	0	53	2	58	0	113	305	
9:00 PM	0	0	16	16	0	32	0	11	11	0	0	22	0	0	0	0	0	0	8	1	10	0	19	73	
9:15 PM	0	0	13	12	0	25	0	11	10	0	0	21	0	0	0	0	0	0	14	0	12	0	26	72	
9:30 PM	0	0	11	16	0	27	0	4	18	0	0	22	0	0	0	0	0	0	11	0	11	0	22	71	
9:45 PM	0	0	13	11	0	24	0	4	10	0	0	14	0	0	0	0	0	0	2	0	9	0	11	49	
Hourly Total	0	0	53	55	0	108	0	30	49	0	0	79	0	0	0	0	0	0	35	1	42	0	78	265	
10:00 PM	0	0	10	8	0	18	0	5	8	0	0	13	0	0	0	0	0	0	5	0	11	0	16	47	
10:15 PM	0	0	12	7	0	19	0	3	17	0	0	20	0	0	0	0	0	0	10	1	7	0	18	57	
10:30 PM	0	0	9	8	0	17	0	2	7	0	0	9	0	0	0	0	0	0	5	0	9	0	14	40	
10:45 PM	0	0	7	10	0	17	0	7	18	0	0	25	0	0	0	0	0	0	7	0	10	0	17	59	
Hourly Total	0	0	38	33	0	71	0	17	50	0	0	67	0	0	0	0	0	0	27	1	37	0	65	203	
11:00 PM	0	0	11	9	0	20	0	5	9	0	0	14	0	0	0	0	0	0	12	1	7	0	20	54	
11:15 PM	0	0	11	7	0	18	0	4	4	0	0	8	0	0	0	0	0	0	12	0	10	0	22	48	
11:30 PM	0	0	5	6	0	11	0	4	7	0	0	11	0	0	0	0	0	0	5	0	8	0	13	35	
11:45 PM	0	0	8	8	0	16	0	4	6	0	0	10	0	0	0	0	0	0	3	0	9	0	12	38	
Hourly Total	0	0	35	30	0	65	0	17	26	0	0	43	0	0	0	0	0	0	32	1	34	0	67	175	
Grand Total	3	1	1634	1442	0	3080	0	731	1624	0	0	2355	0	0	0	1	6	1	795	24	1319	3	2138	7574	
Approach %	0.1	0.0	53.1	46.8	-	-	0.0	31.0	69.0	0.0	-	-	0.0	0.0	0.0	100.0	-	-	0.0	37.2	1.1	61.7	-	-	-
Total %	0.0	0.0	21.6	19.0	-	40.7	0.0	9.7	21.4	0.0	-	31.1	0.0	0.0	0.0	0.0	-	0.0	10.5	0.3	17.4	-	28.2	-	
Lights	3	1	1123	917	-	2044	0	123	1137	0	-	1260	0	0	0	1	-	1	190	8	779	-	977	4282	
% Lights	100.0	100.0	68.7	63.6	-	66.4	-	16.8	70.0	-	-	53.5	-	-	-	100.0	-	100.0	-	23.9	33.3	59.1	-	45.7	56.5
Mediums	0	0	61	44	-	105	0	15	57	0	-	72	0	0	0	0	-	0	16	2	50	-	68	245	
% Mediums	0.0	0.0	3.7	3.1	-	3.4	-	2.1	3.5	-	-	3.1	-	-	-	0.0	-	0.0	-	2.0	8.3	3.8	-	3.2	3.2
Articulated Trucks	0	0	450	481	-	931	0	593	429	0	-	1022	0	0	0	0	-	0	589	14	490	-	1093	3046	
% Articulated Trucks	0.0	0.0	27.5	33.4	-	30.2	-	81.1	26.4	-	-	43.4	-	-	-	0.0	-	0.0	-	74.1	58.3	37.1	-	51.1	40.2
Bicycles on Road	0	0	0	0	-	0	0	0	1	0	-	1	0	0	0	0	-	0	0	0	0	0	-	0	1
% Bicycles on Road	0.0	0.0	0.0	0.0	-	0.0	-	0.0	0.1	-	-	0.0	-	-	-	0.0	-	0.0	-	0.0	0.0	0.0	-	0.0	0.0
Bicycles on Crosswalk	-	-	-	-	0	-	-	-	-	0	-	-	-	-	-	0	-	-	-	-	-	0	-	-	-
% Bicycles on Crosswalk	-	-	-	-	-	-	-	-	-	-	-	-	-	-	-	0.0	-	-	-	-	-	0.0	-	-	-
Pedestrians	-	-	-	-	0	-	-	-	-	0	-	-	-	-	-	6	-	-	-	-	-	3	-	-	-
% Pedestrians	-	-	-	-	-	-	-	-	-	-	-	-	-	-	-	100.0	-	-	-	-	-	100.0	-	-	-

EXIT 79 EAST SIDE



Lee Engineering, LLC
 Phoenix, Arizona - Dallas, Texas
 Oklahoma City, Oklahoma - San Antonio, Texas
 Albuquerque, New Mexico, United States 87113
 5053380988 pbarricklow@lee-eng.com

Count Name: NM320.01 I-40 Phase A
 Site Code:
 Start Date: 07/13/2022
 Page No: 4



Turning Movement Data Plot

EXIT 79 EAST SIDE



Lee Engineering, LLC
 Phoenix, Arizona - Dallas, Texas
 Oklahoma City, Oklahoma - San Antonio, Texas
 Albuquerque, New Mexico, United States 87113
 5053380988 pbarricklow@lee-eng.com

Count Name: NM320.01 I-40 Phase A
 Site Code:
 Start Date: 07/13/2022
 Page No: 5

Turning Movement Peak Hour Data (10:00 AM)

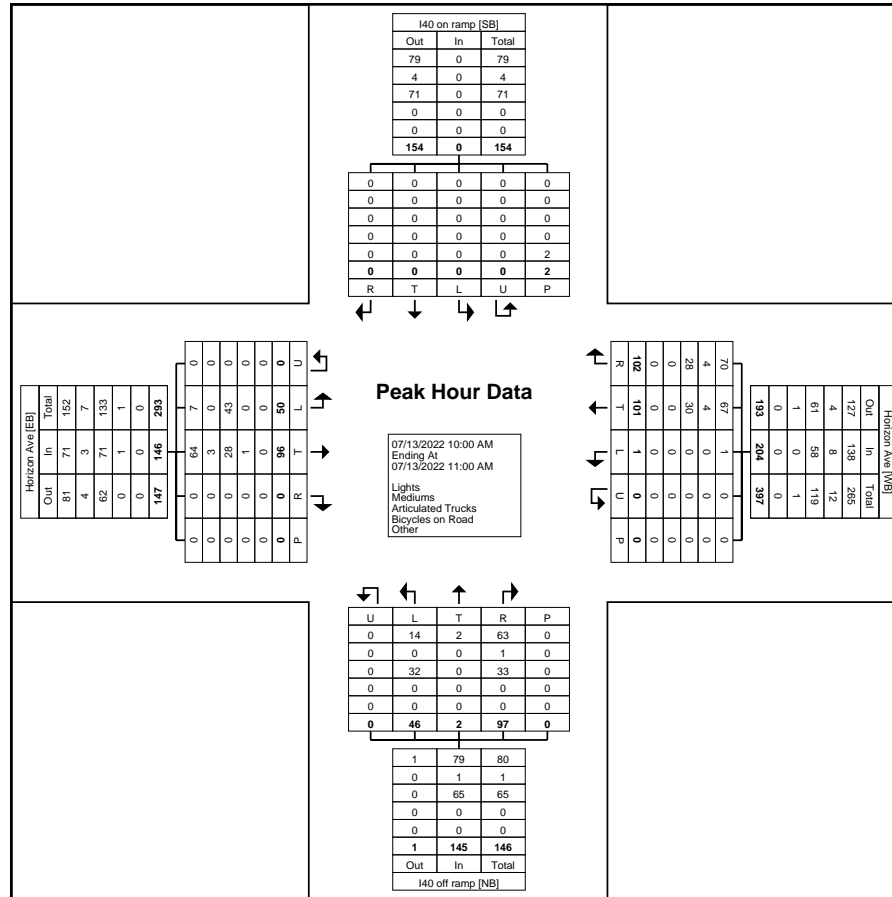
Start Time	Horizon Ave Westbound						Horizon Ave Eastbound						I40 on ramp Southbound						I40 off ramp Northbound						Int. Total
	U-Turn	Left	Thru	Right	Peds	App. Total	U-Turn	Left	Thru	Right	Peds	App. Total	U-Turn	Left	Thru	Right	Peds	App. Total	U-Turn	Left	Thru	Right	Peds	App. Total	
10:00 AM	0	0	30	30	0	60	0	16	19	0	0	35	0	0	0	0	2	0	0	12	1	27	0	40	135
10:15 AM	0	0	21	35	0	56	0	11	25	0	0	36	0	0	0	0	0	0	0	11	0	21	0	32	124
10:30 AM	0	0	27	16	0	43	0	10	30	0	0	40	0	0	0	0	0	0	0	12	1	22	0	35	118
10:45 AM	0	1	23	21	0	45	0	13	22	0	0	35	0	0	0	0	0	0	0	11	0	27	0	38	118
Total	0	1	101	102	0	204	0	50	96	0	0	146	0	0	0	0	2	0	0	46	2	97	0	145	495
Approach %	0.0	0.5	49.5	50.0	-	-	0.0	34.2	65.8	0.0	-	-	0.0	0.0	0.0	0.0	-	-	0.0	31.7	1.4	66.9	-	-	-
Total %	0.0	0.2	20.4	20.6	-	41.2	0.0	10.1	19.4	0.0	-	29.5	0.0	0.0	0.0	0.0	-	0.0	0.0	9.3	0.4	19.6	-	29.3	-
PHF	0.000	0.250	0.842	0.729	-	0.850	0.000	0.781	0.800	0.000	-	0.913	0.000	0.000	0.000	0.000	-	0.000	0.000	0.958	0.500	0.898	-	0.906	0.917
Lights	0	1	67	70	-	138	0	7	64	0	-	71	0	0	0	0	-	0	0	14	2	63	-	79	288
% Lights	-	100.0	66.3	68.6	-	67.6	-	14.0	66.7	-	-	48.6	-	-	-	-	-	-	-	30.4	100.0	64.9	-	54.5	58.2
Mediums	0	0	4	4	-	8	0	0	3	0	-	3	0	0	0	0	-	0	0	0	0	1	-	1	12
% Mediums	-	0.0	4.0	3.9	-	3.9	-	0.0	3.1	-	-	2.1	-	-	-	-	-	-	-	0.0	0.0	1.0	-	0.7	2.4
Articulated Trucks	0	0	30	28	-	58	0	43	28	0	-	71	0	0	0	0	-	0	0	32	0	33	-	65	194
% Articulated Trucks	-	0.0	29.7	27.5	-	28.4	-	86.0	29.2	-	-	48.6	-	-	-	-	-	-	-	69.6	0.0	34.0	-	44.8	39.2
Bicycles on Road	0	0	0	0	-	0	0	0	1	0	-	1	0	0	0	0	-	0	0	0	0	0	-	0	1
% Bicycles on Road	-	0.0	0.0	0.0	-	0.0	-	0.0	1.0	-	-	0.7	-	-	-	-	-	-	-	0.0	0.0	0.0	-	0.0	0.2
Bicycles on Crosswalk	-	-	-	-	0	-	-	-	-	-	0	-	-	-	-	-	0	-	-	-	-	-	0	-	-
% Bicycles on Crosswalk	-	-	-	-	-	-	-	-	-	-	-	-	-	-	-	-	0.0	-	-	-	-	-	-	-	-
Pedestrians	-	-	-	-	0	-	-	-	-	-	0	-	-	-	-	-	2	-	-	-	-	-	0	-	-
% Pedestrians	-	-	-	-	-	-	-	-	-	-	-	-	-	-	-	-	100.0	-	-	-	-	-	-	-	-

EXIT 79 EAST SIDE



Lee Engineering, LLC
 Phoenix, Arizona - Dallas, Texas
 Oklahoma City, Oklahoma - San Antonio, Texas
 Albuquerque, New Mexico, United States 87113
 5053380988 pbarricklow@lee-eng.com

Count Name: NM320.01 I-40 Phase A
 Site Code:
 Start Date: 07/13/2022
 Page No: 6



Turning Movement Peak Hour Data Plot (10:00 AM)

EXIT 79 EAST SIDE



Lee Engineering, LLC
 Phoenix, Arizona - Dallas, Texas
 Oklahoma City, Oklahoma - San Antonio, Texas
 Albuquerque, New Mexico, United States 87113
 5053380988 pbarricklow@lee-eng.com

Count Name: NM320.01 I-40 Phase A
 Site Code:
 Start Date: 07/13/2022
 Page No: 7

Turning Movement Peak Hour Data (12:00 PM)

Start Time	Horizon Ave Westbound						Horizon Ave Eastbound						I40 on ramp Southbound						I40 off ramp Northbound						Int. Total
	U-Turn	Left	Thru	Right	Peds	App. Total	U-Turn	Left	Thru	Right	Peds	App. Total	U-Turn	Left	Thru	Right	Peds	App. Total	U-Turn	Left	Thru	Right	Peds	App. Total	
12:00 PM	0	0	35	23	0	58	0	10	35	0	0	45	0	0	0	0	0	0	0	9	0	19	0	28	131
12:15 PM	0	0	23	23	0	46	0	14	23	0	0	37	0	0	0	0	0	0	0	14	1	17	0	32	115
12:30 PM	0	0	40	22	0	62	0	8	25	0	0	33	0	0	0	0	0	0	0	13	0	24	0	37	132
12:45 PM	0	0	28	24	0	52	0	13	21	0	0	34	0	0	0	0	0	0	0	12	0	22	0	34	120
Total	0	0	126	92	0	218	0	45	104	0	0	149	0	0	0	0	0	0	0	48	1	82	0	131	498
Approach %	0.0	0.0	57.8	42.2	-	-	0.0	30.2	69.8	0.0	-	-	0.0	0.0	0.0	0.0	-	-	0.0	36.6	0.8	62.6	-	-	-
Total %	0.0	0.0	25.3	18.5	-	43.8	0.0	9.0	20.9	0.0	-	29.9	0.0	0.0	0.0	0.0	-	0.0	0.0	9.6	0.2	16.5	-	26.3	-
PHF	0.000	0.000	0.788	0.958	-	0.879	0.000	0.804	0.743	0.000	-	0.828	0.000	0.000	0.000	0.000	-	0.000	0.000	0.857	0.250	0.854	-	0.885	0.943
Lights	0	0	81	59	-	140	0	8	72	0	-	80	0	0	0	0	-	0	0	9	0	43	-	52	272
% Lights	-	-	64.3	64.1	-	64.2	-	17.8	69.2	-	-	53.7	-	-	-	-	-	-	-	18.8	0.0	52.4	-	39.7	54.6
Mediums	0	0	2	4	-	6	0	0	5	0	-	5	0	0	0	0	-	0	0	0	1	4	-	5	16
% Mediums	-	-	1.6	4.3	-	2.8	-	0.0	4.8	-	-	3.4	-	-	-	-	-	-	-	0.0	100.0	4.9	-	3.8	3.2
Articulated Trucks	0	0	43	29	-	72	0	37	27	0	-	64	0	0	0	0	-	0	0	39	0	35	-	74	210
% Articulated Trucks	-	-	34.1	31.5	-	33.0	-	82.2	26.0	-	-	43.0	-	-	-	-	-	-	-	81.3	0.0	42.7	-	56.5	42.2
Bicycles on Road	0	0	0	0	-	0	0	0	0	0	-	0	0	0	0	0	-	0	0	0	0	0	-	0	0
% Bicycles on Road	-	-	0.0	0.0	-	0.0	-	0.0	0.0	-	-	0.0	-	-	-	-	-	-	-	0.0	0.0	0.0	-	0.0	0.0
Bicycles on Crosswalk	-	-	-	-	0	-	-	-	-	-	0	-	-	-	-	-	0	-	-	-	-	-	0	-	-
% Bicycles on Crosswalk	-	-	-	-	-	-	-	-	-	-	-	-	-	-	-	-	-	-	-	-	-	-	-	-	-
Pedestrians	-	-	-	-	0	-	-	-	-	-	0	-	-	-	-	-	0	-	-	-	-	-	0	-	-
% Pedestrians	-	-	-	-	-	-	-	-	-	-	-	-	-	-	-	-	-	-	-	-	-	-	-	-	-

EXIT 81 NORTH SIDE



Lee Engineering, LLC
 Phoenix, Arizona - Dallas, Texas
 Oklahoma City, Oklahoma - San Antonio, Texas
 Albuquerque, New Mexico, United States 87113
 5053380988 ebarricklow@lee-eng.com

Count Name: NM320.01 I-40 Phase A
 Site Code:
 Start Date: 08/10/2022
 Page No: 1

Turning Movement Data

Start Time	I-40 On Ramp Eastbound						I-40 Off Ramp Westbound						Hwy 122 Northbound						Hwy 122 Southbound						Int. Total
	Left	Thru	Right	U-Turn	Peds	App. Total	Left	Thru	Right	U-Turn	Peds	App. Total	Left	Thru	Right	U-Turn	Peds	App. Total	Left	Thru	Right	U-Turn	Peds	App. Total	
12:00 AM	0	0	0	0	0	0	3	0	1	0	0	4	0	2	0	0	0	2	0	6	0	0	0	6	12
12:15 AM	0	0	0	0	0	0	3	0	1	0	0	4	0	7	0	0	0	7	0	2	0	0	0	2	13
12:30 AM	0	0	0	0	0	0	2	0	1	0	0	3	0	6	0	0	0	6	0	1	0	0	0	1	10
12:45 AM	0	0	0	0	0	0	2	0	1	0	0	3	0	1	0	0	0	1	0	4	0	0	0	4	8
Hourly Total	0	0	0	0	0	0	10	0	4	0	0	14	0	16	0	0	0	16	0	13	0	0	0	13	43
1:00 AM	0	0	0	0	0	0	1	0	1	0	0	2	0	5	0	0	0	5	0	2	0	0	0	2	9
1:15 AM	0	0	0	0	0	0	1	1	0	0	0	2	0	1	0	0	0	1	0	3	0	0	0	3	6
1:30 AM	0	0	0	0	0	0	0	1	0	0	0	1	0	2	0	0	0	2	0	1	0	0	0	1	4
1:45 AM	0	0	0	0	0	0	1	0	1	0	0	2	0	0	0	0	0	0	0	2	0	0	0	2	4
Hourly Total	0	0	0	0	0	0	3	2	2	0	0	7	0	8	0	0	0	8	0	8	0	0	0	8	23
2:00 AM	0	0	0	0	0	0	2	0	1	0	0	3	1	1	0	0	0	2	0	1	0	0	0	1	6
2:15 AM	0	0	0	0	0	0	2	0	0	0	0	2	0	1	0	0	0	1	0	0	0	0	0	0	3
2:30 AM	0	0	0	0	0	0	0	0	1	0	0	1	1	0	0	0	0	1	0	0	0	0	0	0	2
2:45 AM	0	0	0	0	0	0	0	0	0	0	0	0	0	0	0	0	0	0	0	0	0	0	0	0	0
Hourly Total	0	0	0	0	0	0	4	0	2	0	0	6	2	2	0	0	0	4	0	1	0	0	0	1	11
3:00 AM	0	0	0	0	0	0	0	0	1	0	0	1	0	0	0	0	0	0	0	0	0	0	0	0	1
3:15 AM	0	0	0	0	0	0	0	2	2	0	0	4	0	0	0	0	0	0	0	0	1	0	0	1	5
3:30 AM	0	0	0	0	0	0	1	0	0	0	0	1	2	0	0	0	0	2	0	3	1	0	0	4	7
3:45 AM	0	0	0	0	0	0	0	0	2	0	0	2	2	2	0	0	0	4	0	2	0	0	0	2	8
Hourly Total	0	0	0	0	0	0	1	2	5	0	0	8	4	2	0	0	0	6	0	5	2	0	0	7	21
4:00 AM	0	0	0	0	0	0	1	0	1	0	0	2	1	1	0	0	0	2	0	4	0	0	0	4	8
4:15 AM	0	0	0	0	0	0	1	0	0	0	0	1	0	4	0	0	0	4	0	2	0	0	0	2	7
4:30 AM	0	0	0	0	0	0	1	0	1	0	0	2	0	2	0	0	0	2	0	2	0	0	0	2	6
4:45 AM	0	0	0	0	0	0	0	0	2	0	0	2	0	10	0	0	0	10	0	1	0	0	0	1	13
Hourly Total	0	0	0	0	0	0	3	0	4	0	0	7	1	17	0	0	0	18	0	9	0	0	0	9	34
5:00 AM	0	0	0	0	0	0	0	0	2	0	0	2	2	11	0	0	0	13	0	7	1	0	0	8	23
5:15 AM	0	0	0	0	0	0	0	0	4	0	0	4	1	8	0	0	0	9	0	3	3	0	0	6	19
5:30 AM	0	0	0	0	0	0	1	0	2	0	0	3	0	22	0	0	0	22	0	4	2	0	0	6	31
5:45 AM	0	0	0	0	0	0	1	0	8	0	0	9	2	21	0	0	0	23	0	3	11	0	0	14	46
Hourly Total	0	0	0	0	0	0	2	0	16	0	0	18	5	62	0	0	0	67	0	17	17	0	0	34	119
6:00 AM	0	0	0	0	1	0	1	0	4	0	0	5	4	14	0	0	0	18	0	12	5	0	0	17	40
6:15 AM	0	0	0	0	0	0	0	0	2	0	0	2	1	12	0	0	0	13	0	11	8	0	0	19	34
6:30 AM	0	0	0	0	0	0	0	0	4	0	0	4	1	20	0	0	0	21	0	11	3	0	0	14	39
6:45 AM	0	0	0	0	0	0	3	0	9	0	0	12	2	46	0	0	0	48	0	13	10	0	0	23	83
Hourly Total	0	0	0	0	1	0	4	0	19	0	0	23	8	92	0	0	0	100	0	47	26	0	0	73	196

EXIT 81 NORTH SIDE

7:00 AM	0	0	0	0	0	0	2	0	1	0	0	3	4	28	0	0	0	32	0	19	13	0	0	32	67
7:15 AM	0	0	0	0	0	0	2	0	11	0	0	13	3	38	0	0	0	41	0	17	8	0	0	25	79
7:30 AM	0	0	0	0	0	0	5	0	6	0	0	11	1	64	0	0	0	65	0	41	10	0	0	51	127
7:45 AM	0	0	0	0	0	0	3	0	6	0	0	9	8	85	0	0	0	93	0	27	4	0	0	31	133
Hourly Total	0	0	0	0	0	0	12	0	24	0	0	36	16	215	0	0	0	231	0	104	35	0	0	139	406
8:00 AM	0	0	0	0	0	0	6	0	5	0	0	11	5	35	0	0	0	40	0	23	9	0	0	32	83
8:15 AM	0	0	0	0	0	0	3	0	5	0	0	8	4	39	0	0	0	43	0	16	6	0	0	22	73
8:30 AM	0	0	0	0	1	0	1	0	10	0	0	11	4	32	0	0	0	36	0	23	6	0	0	29	76
8:45 AM	0	0	0	0	0	0	5	0	8	0	0	13	4	31	0	0	0	35	0	32	5	0	0	37	85
Hourly Total	0	0	0	0	1	0	15	0	28	0	0	43	17	137	0	0	0	154	0	94	26	0	0	120	317
9:00 AM	0	0	0	0	0	0	3	0	9	0	1	12	5	33	0	0	0	38	0	31	3	0	0	34	84
9:15 AM	0	0	0	0	0	0	1	0	9	0	0	10	4	40	0	0	0	44	0	32	6	0	0	38	92
9:30 AM	0	0	0	0	0	0	7	0	6	0	0	13	3	44	0	0	0	47	0	24	7	0	0	31	91
9:45 AM	0	0	0	0	0	0	3	0	3	0	0	6	3	54	0	0	0	57	0	16	4	0	0	20	83
Hourly Total	0	0	0	0	0	0	14	0	27	0	1	41	15	171	0	0	0	186	0	103	20	0	0	123	350
10:00 AM	0	0	0	0	0	0	5	0	7	0	0	12	4	30	0	0	0	34	0	35	6	0	0	41	87
10:15 AM	0	0	0	0	2	0	6	1	8	0	0	15	1	32	0	0	1	33	0	32	10	0	0	42	90
10:30 AM	0	0	0	0	0	0	3	0	7	0	0	10	3	28	0	0	0	31	0	33	6	0	0	39	80
10:45 AM	0	0	0	0	0	0	7	0	8	0	0	15	2	50	0	0	0	52	0	24	12	0	0	36	103
Hourly Total	0	0	0	0	2	0	21	1	30	0	0	52	10	140	0	0	1	150	0	124	34	0	0	158	360
11:00 AM	0	0	0	0	0	0	5	0	8	0	0	13	4	31	0	0	0	35	0	33	2	0	0	35	83
11:15 AM	0	0	0	0	0	0	3	0	11	0	0	14	2	44	0	0	0	46	0	32	4	0	0	36	96
11:30 AM	0	0	0	0	0	0	3	0	3	0	0	6	2	37	0	0	0	39	0	41	5	0	0	46	91
11:45 AM	0	0	0	0	0	0	3	0	5	0	0	8	1	34	0	0	0	35	0	53	5	0	0	58	101
Hourly Total	0	0	0	0	0	0	14	0	27	0	0	41	9	146	0	0	0	155	0	159	16	0	0	175	371
12:00 PM	0	0	0	0	0	0	5	0	12	0	0	17	1	54	0	0	0	55	0	41	1	0	0	42	114
12:15 PM	0	0	0	0	0	0	4	0	4	0	0	8	1	43	0	0	0	44	0	42	5	0	0	47	99
12:30 PM	0	0	0	0	0	0	6	0	14	0	0	20	3	35	0	0	0	38	0	37	6	0	0	43	101
12:45 PM	0	0	0	0	0	0	11	0	12	0	0	23	0	37	0	0	0	37	0	31	3	0	0	34	94
Hourly Total	0	0	0	0	0	0	26	0	42	0	0	68	5	169	0	0	0	174	0	151	15	0	0	166	408
1:00 PM	0	0	0	0	0	0	10	0	3	0	0	13	2	36	0	0	0	38	0	41	4	0	0	45	96
1:15 PM	0	0	0	0	0	0	5	0	6	0	0	11	1	47	0	0	0	48	0	29	5	0	0	34	93
1:30 PM	0	0	0	0	0	0	2	0	9	0	0	11	6	43	0	0	0	49	0	47	9	0	0	56	116
1:45 PM	0	0	0	0	0	0	6	0	6	0	0	12	0	42	0	0	0	42	0	34	12	0	0	46	100
Hourly Total	0	0	0	0	0	0	23	0	24	0	0	47	9	168	0	0	0	177	0	151	30	0	0	181	405
2:00 PM	0	0	0	0	0	0	10	0	3	0	0	13	1	39	0	0	0	40	0	39	4	0	0	43	96
2:15 PM	0	0	0	0	0	0	6	1	5	0	0	12	4	37	0	0	0	41	0	40	0	0	0	40	93
2:30 PM	0	0	0	0	0	0	5	0	4	0	0	9	2	39	0	0	0	41	0	36	9	0	0	45	95
2:45 PM	0	0	0	0	0	0	11	0	5	0	0	16	0	41	0	0	0	41	0	37	7	0	0	44	101
Hourly Total	0	0	0	0	0	0	32	1	17	0	0	50	7	156	0	0	0	163	0	152	20	0	0	172	385
3:00 PM	0	0	0	0	0	0	8	0	6	0	0	14	3	40	0	0	0	43	0	45	3	0	0	48	105
3:15 PM	0	0	0	0	0	0	8	0	7	0	0	15	6	48	0	0	0	54	0	64	7	0	0	71	140
3:30 PM	0	0	0	0	0	0	10	0	3	0	0	13	1	40	0	0	0	41	0	50	7	0	0	57	111
3:45 PM	0	0	0	0	0	0	9	0	8	0	0	17	1	42	0	0	0	43	0	42	6	0	0	48	108
Hourly Total	0	0	0	0	0	0	35	0	24	0	0	59	11	170	0	0	0	181	0	201	23	0	0	224	464
4:00 PM	0	0	0	0	0	0	10	0	14	0	0	24	5	37	0	0	0	42	0	49	8	0	0	57	123
4:15 PM	0	0	0	0	0	0	7	0	6	0	0	13	3	45	0	0	0	48	0	78	17	0	0	95	156
4:30 PM	0	0	0	0	0	0	10	0	13	0	0	23	3	40	0	0	0	43	0	55	3	0	0	58	124
4:45 PM	0	0	0	0	0	0	13	0	15	0	0	28	0	45	0	0	0	45	0	48	6	0	0	54	127
Hourly Total	0	0	0	0	0	0	40	0	48	0	0	88	11	167	0	0	0	178	0	230	34	0	0	264	530
5:00 PM	0	0	0	0	0	0	11	0	15	0	0	26	4	35	0	0	0	39	0	57	8	0	0	65	130
5:15 PM	0	0	0	0	0	0	9	0	14	0	0	23	1	39	0	0	0	40	0	50	13	0	0	63	126

EXIT 81 NORTH SIDE

5:30 PM	0	0	0	0	0	0	10	0	7	0	0	17	6	38	0	0	0	44	0	50	5	0	0	55	116
5:45 PM	0	0	0	0	0	0	7	0	6	0	0	13	2	60	0	0	0	62	0	35	9	0	0	44	119
Hourly Total	0	0	0	0	0	0	37	0	42	0	0	79	13	172	0	0	0	185	0	192	35	0	0	227	491
6:00 PM	0	0	0	0	0	0	9	0	8	0	0	17	4	37	0	0	0	41	0	36	5	0	0	41	99
6:15 PM	0	0	0	0	0	0	8	0	6	0	0	14	4	28	0	0	0	32	0	46	11	0	0	57	103
6:30 PM	0	0	0	0	0	0	9	0	12	0	0	21	1	40	0	0	0	41	0	47	6	0	0	53	115
6:45 PM	0	0	0	0	0	0	9	0	8	0	0	17	1	31	0	0	0	32	0	30	7	0	0	37	86
Hourly Total	0	0	0	0	0	0	35	0	34	0	0	69	10	136	0	0	0	146	0	159	29	0	0	188	403
7:00 PM	0	0	0	0	0	0	10	0	2	0	0	12	1	39	0	0	0	40	0	37	8	0	2	45	97
7:15 PM	0	0	0	0	0	0	6	0	7	0	0	13	1	33	0	0	0	34	0	38	4	0	0	42	89
7:30 PM	0	0	0	0	0	0	20	0	8	0	0	28	3	26	0	0	0	29	0	38	2	0	0	40	97
7:45 PM	0	0	0	0	1	0	4	1	6	0	0	11	0	23	0	0	0	23	0	25	3	0	0	28	62
Hourly Total	0	0	0	0	1	0	40	1	23	0	0	64	5	121	0	0	0	126	0	138	17	0	2	155	345
8:00 PM	0	0	0	0	0	0	10	0	14	0	0	24	0	22	0	0	0	22	0	42	4	0	0	46	92
8:15 PM	0	0	0	0	0	0	17	0	7	0	0	24	1	20	0	0	0	21	0	29	4	0	0	33	78
8:30 PM	0	0	0	0	0	0	8	0	3	0	0	11	1	15	0	0	0	16	0	30	4	0	0	34	61
8:45 PM	0	0	0	0	0	0	13	1	8	0	0	22	1	18	0	0	0	19	0	17	1	0	0	18	59
Hourly Total	0	0	0	0	0	0	48	1	32	0	0	81	3	75	0	0	0	78	0	118	13	0	0	131	290
9:00 PM	0	0	0	0	0	0	5	0	1	0	0	6	2	11	0	0	0	13	0	11	1	0	0	12	31
9:15 PM	0	0	0	0	0	0	4	1	10	0	0	15	4	14	0	0	0	18	0	17	1	0	0	18	51
9:30 PM	0	0	0	0	1	0	1	0	4	0	0	5	0	15	0	0	0	15	0	21	0	0	0	21	41
9:45 PM	0	0	0	0	0	0	1	0	1	0	0	2	2	10	0	0	0	12	0	9	1	0	0	10	24
Hourly Total	0	0	0	0	1	0	11	1	16	0	0	28	8	50	0	0	0	58	0	58	3	0	0	61	147
10:00 PM	0	0	0	0	0	0	8	0	3	0	0	11	2	8	0	0	0	10	0	13	2	0	0	15	36
10:15 PM	0	0	0	0	0	0	1	0	2	0	0	3	0	9	0	0	0	9	0	9	1	0	0	10	22
10:30 PM	0	0	0	0	0	0	5	0	3	0	0	8	0	10	0	0	0	10	0	5	3	0	0	8	26
10:45 PM	0	0	0	0	0	0	6	0	3	0	0	9	0	5	0	0	0	5	0	7	1	0	0	8	22
Hourly Total	0	0	0	0	0	0	20	0	11	0	0	31	2	32	0	0	0	34	0	34	7	0	0	41	106
11:00 PM	0	0	0	0	0	0	1	0	5	0	0	6	0	7	0	0	0	7	0	10	1	0	0	11	24
11:15 PM	0	0	0	0	0	0	3	0	1	0	0	4	1	7	0	0	0	8	0	6	0	0	0	6	18
11:30 PM	0	0	0	0	0	0	5	0	2	0	0	7	0	8	0	0	0	8	0	4	2	0	0	6	21
11:45 PM	0	0	0	0	0	0	2	0	2	0	0	4	0	7	0	0	0	7	0	3	2	0	0	5	16
Hourly Total	0	0	0	0	0	0	11	0	10	0	0	21	1	29	0	0	0	30	0	23	5	0	0	28	79
Grand Total	0	0	0	0	6	0	461	9	511	0	1	981	172	2453	0	0	1	2625	0	2291	407	0	2	2698	6304
Approach %	0.0	0.0	0.0	0.0	-	-	47.0	0.9	52.1	0.0	-	-	6.6	93.4	0.0	0.0	-	-	0.0	84.9	15.1	0.0	-	-	-
Total %	0.0	0.0	0.0	0.0	-	0.0	7.3	0.1	8.1	0.0	-	15.6	2.7	38.9	0.0	0.0	-	41.6	0.0	36.3	6.5	0.0	-	42.8	-
Lights	0	0	0	0	-	0	434	6	477	0	-	917	143	2384	0	0	-	2527	0	2225	396	0	-	2621	6065
% Lights	-	-	-	-	-	-	94.1	66.7	93.3	-	-	93.5	83.1	97.2	-	-	-	96.3	-	97.1	97.3	-	-	97.1	96.2
Mediums	0	0	0	0	-	0	7	0	17	0	-	24	9	46	0	0	-	55	0	44	8	0	-	52	131
% Mediums	-	-	-	-	-	-	1.5	0.0	3.3	-	-	2.4	5.2	1.9	-	-	-	2.1	-	1.9	2.0	-	-	1.9	2.1
Articulated Trucks	0	0	0	0	-	0	20	3	17	0	-	40	20	21	0	0	-	41	0	20	3	0	-	23	104
% Articulated Trucks	-	-	-	-	-	-	4.3	33.3	3.3	-	-	4.1	11.6	0.9	-	-	-	1.6	-	0.9	0.7	-	-	0.9	1.6
Bicycles on Road	0	0	0	0	-	0	0	0	0	0	-	0	0	2	0	0	-	2	0	2	0	0	-	2	4
% Bicycles on Road	-	-	-	-	-	-	0.0	0.0	0.0	-	-	0.0	0.0	0.1	-	-	-	0.1	-	0.1	0.0	-	-	0.1	0.1
Bicycles on Crosswalk	-	-	-	-	0	-	-	-	-	1	-	-	-	-	-	-	0	-	-	-	-	-	0	-	-
% Bicycles on Crosswalk	-	-	-	-	0.0	-	-	-	-	100.0	-	-	-	-	-	-	0.0	-	-	-	-	-	0.0	-	-
Pedestrians	-	-	-	-	6	-	-	-	-	0	-	-	-	-	-	-	1	-	-	-	-	-	2	-	-
% Pedestrians	-	-	-	-	100.0	-	-	-	-	0.0	-	-	-	-	-	-	100.0	-	-	-	-	-	100.0	-	-

EXIT 81 NORTH SIDE



Lee Engineering, LLC
 Phoenix, Arizona - Dallas, Texas
 Oklahoma City, Oklahoma - San Antonio, Texas
 Albuquerque, New Mexico, United States 87113
 5053380988 ebarricklow@lee-eng.com

Count Name: NM320.01 I-40 Phase A
 Site Code:
 Start Date: 08/10/2022
 Page No: 5

Turning Movement Peak Hour Data (7:15 AM)

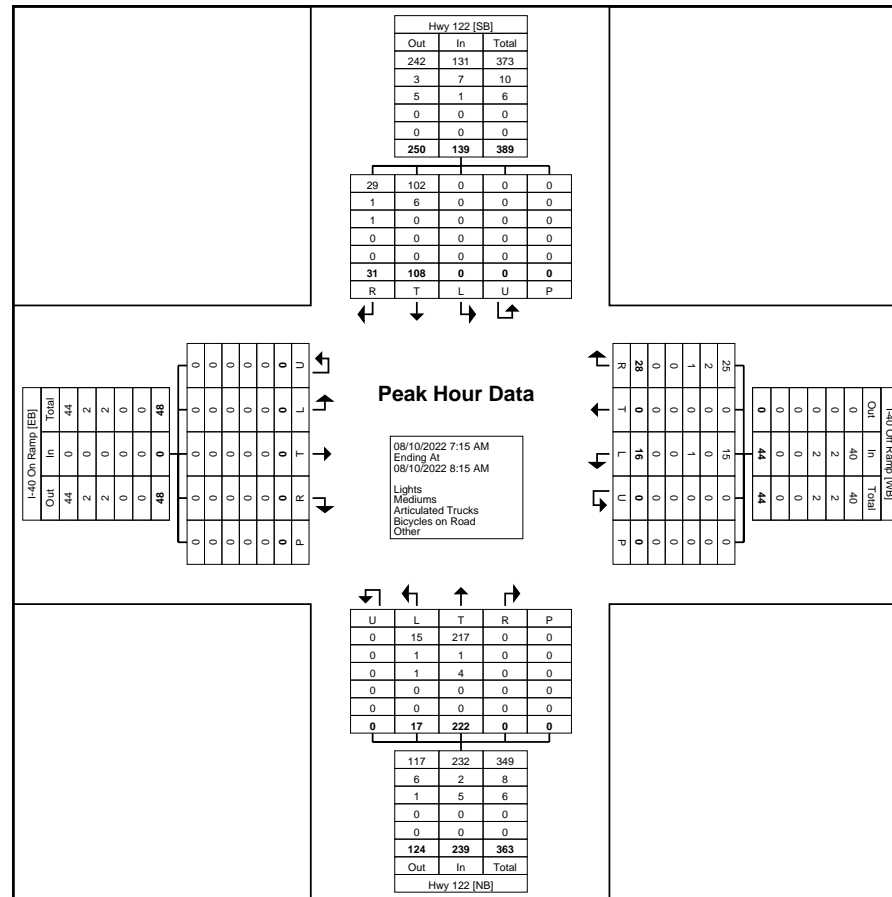
Start Time	I-40 On Ramp Eastbound						I-40 Off Ramp Westbound						Hwy 122 Northbound						Hwy 122 Southbound						Int. Total
	Left	Thru	Right	U-Turn	Peds	App. Total	Left	Thru	Right	U-Turn	Peds	App. Total	Left	Thru	Right	U-Turn	Peds	App. Total	Left	Thru	Right	U-Turn	Peds	App. Total	
7:15 AM	0	0	0	0	0	0	2	0	11	0	0	13	3	38	0	0	0	41	0	17	8	0	0	25	79
7:30 AM	0	0	0	0	0	0	5	0	6	0	0	11	1	64	0	0	0	65	0	41	10	0	0	51	127
7:45 AM	0	0	0	0	0	0	3	0	6	0	0	9	8	85	0	0	0	93	0	27	4	0	0	31	133
8:00 AM	0	0	0	0	0	0	6	0	5	0	0	11	5	35	0	0	0	40	0	23	9	0	0	32	83
Total	0	0	0	0	0	0	16	0	28	0	0	44	17	222	0	0	0	239	0	108	31	0	0	139	422
Approach %	0.0	0.0	0.0	0.0	-	-	36.4	0.0	63.6	0.0	-	-	7.1	92.9	0.0	0.0	-	-	0.0	77.7	22.3	0.0	-	-	-
Total %	0.0	0.0	0.0	0.0	-	0.0	3.8	0.0	6.6	0.0	-	10.4	4.0	52.6	0.0	0.0	-	56.6	0.0	25.6	7.3	0.0	-	32.9	-
PHF	0.000	0.000	0.000	0.000	-	0.000	0.667	0.000	0.636	0.000	-	0.846	0.531	0.653	0.000	0.000	-	0.642	0.000	0.659	0.775	0.000	-	0.681	0.793
Lights	0	0	0	0	-	0	15	0	25	0	-	40	15	217	0	0	-	232	0	102	29	0	-	131	403
% Lights	-	-	-	-	-	-	93.8	-	89.3	-	-	90.9	88.2	97.7	-	-	-	97.1	-	94.4	93.5	-	-	94.2	95.5
Mediums	0	0	0	0	-	0	0	0	2	0	-	2	1	1	0	0	-	2	0	6	1	0	-	7	11
% Mediums	-	-	-	-	-	-	0.0	-	7.1	-	-	4.5	5.9	0.5	-	-	-	0.8	-	5.6	3.2	-	-	5.0	2.6
Articulated Trucks	0	0	0	0	-	0	1	0	1	0	-	2	1	4	0	0	-	5	0	0	1	0	-	1	8
% Articulated Trucks	-	-	-	-	-	-	6.3	-	3.6	-	-	4.5	5.9	1.8	-	-	-	2.1	-	0.0	3.2	-	-	0.7	1.9
Bicycles on Road	0	0	0	0	-	0	0	0	0	0	-	0	0	0	0	0	-	0	0	0	0	0	-	0	0
% Bicycles on Road	-	-	-	-	-	-	0.0	-	0.0	-	-	0.0	0.0	0.0	-	-	-	0.0	-	0.0	0.0	-	-	0.0	0.0
Bicycles on Crosswalk	-	-	-	-	0	-	-	-	-	-	0	-	-	-	-	-	0	-	-	-	-	-	0	-	-
% Bicycles on Crosswalk	-	-	-	-	-	-	-	-	-	-	-	-	-	-	-	-	-	-	-	-	-	-	-	-	-
Pedestrians	-	-	-	-	0	-	-	-	-	-	0	-	-	-	-	-	0	-	-	-	-	-	0	-	-
% Pedestrians	-	-	-	-	-	-	-	-	-	-	-	-	-	-	-	-	-	-	-	-	-	-	-	-	-

EXIT 81 NORTH SIDE



Lee Engineering, LLC
 Phoenix, Arizona - Dallas, Texas
 Oklahoma City, Oklahoma - San Antonio, Texas
 Albuquerque, New Mexico, United States 87113
 5053380988 ebarricklow@lee-eng.com

Count Name: NM320.01 I-40 Phase A
 Site Code:
 Start Date: 08/10/2022
 Page No: 6



Turning Movement Peak Hour Data Plot (7:15 AM)

EXIT 81 NORTH SIDE



Lee Engineering, LLC
 Phoenix, Arizona - Dallas, Texas
 Oklahoma City, Oklahoma - San Antonio, Texas
 Albuquerque, New Mexico, United States 87113
 5053380988 ebarricklow@lee-eng.com

Count Name: NM320.01 I-40 Phase A
 Site Code:
 Start Date: 08/10/2022
 Page No: 7

Turning Movement Peak Hour Data (4:15 PM)

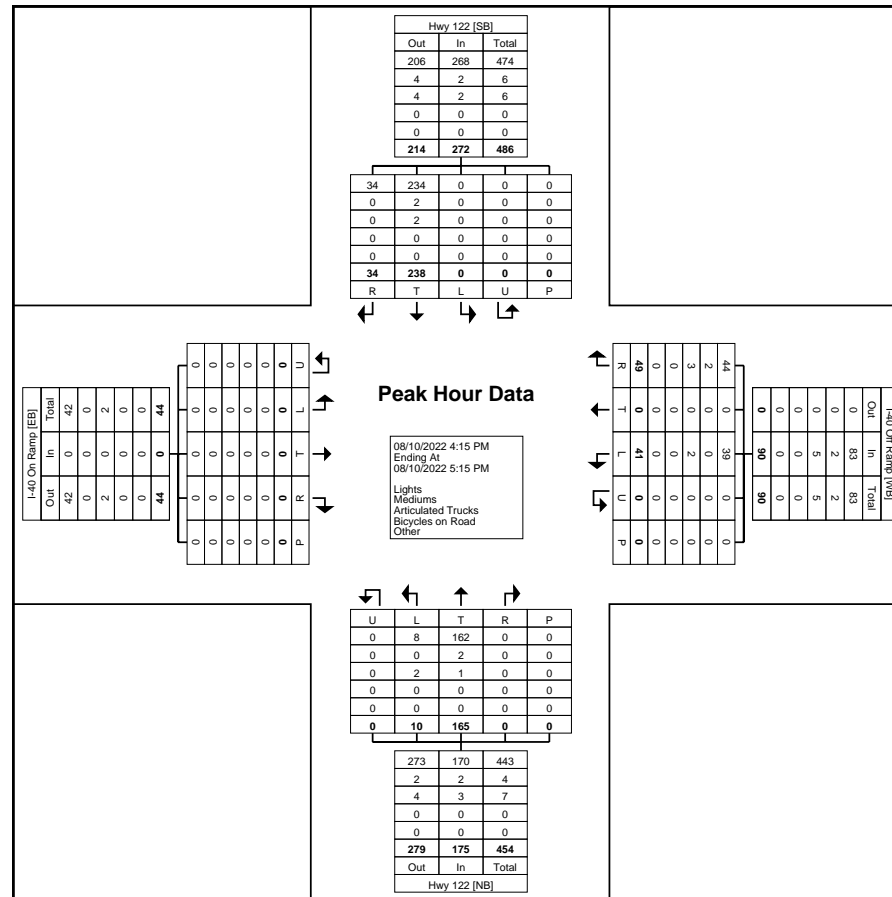
Start Time	I-40 On Ramp Eastbound						I-40 Off Ramp Westbound						Hwy 122 Northbound						Hwy 122 Southbound						Int. Total
	Left	Thru	Right	U-Turn	Peds	App. Total	Left	Thru	Right	U-Turn	Peds	App. Total	Left	Thru	Right	U-Turn	Peds	App. Total	Left	Thru	Right	U-Turn	Peds	App. Total	
4:15 PM	0	0	0	0	0	0	7	0	6	0	0	13	3	45	0	0	0	48	0	78	17	0	0	95	156
4:30 PM	0	0	0	0	0	0	10	0	13	0	0	23	3	40	0	0	0	43	0	55	3	0	0	58	124
4:45 PM	0	0	0	0	0	0	13	0	15	0	0	28	0	45	0	0	0	45	0	48	6	0	0	54	127
5:00 PM	0	0	0	0	0	0	11	0	15	0	0	26	4	35	0	0	0	39	0	57	8	0	0	65	130
Total	0	0	0	0	0	0	41	0	49	0	0	90	10	165	0	0	0	175	0	238	34	0	0	272	537
Approach %	0.0	0.0	0.0	0.0	-	-	45.6	0.0	54.4	0.0	-	-	5.7	94.3	0.0	0.0	-	-	0.0	87.5	12.5	0.0	-	-	-
Total %	0.0	0.0	0.0	0.0	-	0.0	7.6	0.0	9.1	0.0	-	16.8	1.9	30.7	0.0	0.0	-	32.6	0.0	44.3	6.3	0.0	-	50.7	-
PHF	0.000	0.000	0.000	0.000	-	0.000	0.788	0.000	0.817	0.000	-	0.804	0.625	0.917	0.000	0.000	-	0.911	0.000	0.763	0.500	0.000	-	0.716	0.861
Lights	0	0	0	0	-	0	39	0	44	0	-	83	8	162	0	0	-	170	0	234	34	0	-	268	521
% Lights	-	-	-	-	-	-	95.1	-	89.8	-	-	92.2	80.0	98.2	-	-	-	97.1	-	98.3	100.0	-	-	98.5	97.0
Mediums	0	0	0	0	-	0	0	0	2	0	-	2	0	2	0	0	-	2	0	2	0	0	-	2	6
% Mediums	-	-	-	-	-	-	0.0	-	4.1	-	-	2.2	0.0	1.2	-	-	-	1.1	-	0.8	0.0	-	-	0.7	1.1
Articulated Trucks	0	0	0	0	-	0	2	0	3	0	-	5	2	1	0	0	-	3	0	2	0	0	-	2	10
% Articulated Trucks	-	-	-	-	-	-	4.9	-	6.1	-	-	5.6	20.0	0.6	-	-	-	1.7	-	0.8	0.0	-	-	0.7	1.9
Bicycles on Road	0	0	0	0	-	0	0	0	0	0	-	0	0	0	0	0	-	0	0	0	0	0	-	0	0
% Bicycles on Road	-	-	-	-	-	-	0.0	-	0.0	-	-	0.0	0.0	0.0	-	-	-	0.0	-	0.0	0.0	-	-	0.0	0.0
Bicycles on Crosswalk	-	-	-	-	0	-	-	-	-	-	0	-	-	-	-	-	0	-	-	-	-	-	0	-	-
% Bicycles on Crosswalk	-	-	-	-	-	-	-	-	-	-	-	-	-	-	-	-	-	-	-	-	-	-	-	-	-
Pedestrians	-	-	-	-	0	-	-	-	-	-	0	-	-	-	-	-	0	-	-	-	-	-	0	-	-
% Pedestrians	-	-	-	-	-	-	-	-	-	-	-	-	-	-	-	-	-	-	-	-	-	-	-	-	-

EXIT 81 NORTH SIDE



Lee Engineering, LLC
 Phoenix, Arizona - Dallas, Texas
 Oklahoma City, Oklahoma - San Antonio, Texas
 Albuquerque, New Mexico, United States 87113
 5053380988 ebarricklow@lee-eng.com

Count Name: NM320.01 I-40 Phase A
 Site Code:
 Start Date: 08/10/2022
 Page No: 8



Turning Movement Peak Hour Data Plot (4:15 PM)

EXIT 81 SOUTH SIDE



Lee Engineering, LLC
 Phoenix, Arizona - Dallas, Texas
 Oklahoma City, Oklahoma - San Antonio, Texas
 Albuquerque, New Mexico, United States 87113
 5053380988 pbarricklow@lee-eng.com

Count Name: NM320.01 I-40 Phase A
 Site Code: NM 122 & I-40 EB
 Start Date: 08/10/2022
 Page No: 1

Turning Movement Data

Start Time	NM 122 Southbound					I-40 EB off ramp Westbound		NM 122 Northbound				I 40 EB on ramp Eastbound					Int. Total	
	Thru	Left	U-Turn	Peds	App. Total	Peds	App. Total	Right	Thru	U-Turn	Peds	App. Total	Right	Thru	Left	Peds		App. Total
12:00 AM	10	0	0	0	10	0	0	0	2	0	0	2	0	0	0	0	0	12
12:15 AM	1	1	0	0	2	0	0	0	6	0	0	6	1	0	0	0	1	9
12:30 AM	4	0	0	0	4	0	0	2	3	0	0	5	0	0	0	0	0	9
12:45 AM	4	0	0	0	4	0	0	1	1	0	0	2	0	0	0	0	0	6
Hourly Total	19	1	0	0	20	0	0	3	12	0	0	15	1	0	0	0	1	36
1:00 AM	4	0	0	0	4	0	0	1	4	0	0	5	1	0	0	0	1	10
1:15 AM	3	0	0	0	3	0	0	1	1	0	0	2	0	0	0	0	0	5
1:30 AM	0	1	0	0	1	0	0	0	2	0	0	2	0	0	0	0	0	3
1:45 AM	3	0	0	0	3	0	0	0	0	0	0	0	0	0	0	0	0	3
Hourly Total	10	1	0	0	11	0	0	2	7	0	0	9	1	0	0	0	1	21
2:00 AM	3	0	0	0	3	0	0	0	2	0	0	2	0	0	0	0	0	5
2:15 AM	1	1	0	0	2	0	0	1	1	0	0	2	0	0	0	0	0	4
2:30 AM	0	0	0	0	0	0	0	0	1	0	0	1	0	0	0	0	0	1
2:45 AM	0	0	0	0	0	0	0	0	0	0	0	0	0	0	0	0	0	0
Hourly Total	4	1	0	0	5	0	0	1	4	0	0	5	0	0	0	0	0	10
3:00 AM	0	0	0	0	0	0	0	0	0	0	0	0	0	0	0	0	0	0
3:15 AM	1	0	0	0	1	0	0	1	1	0	0	2	0	0	0	0	0	3
3:30 AM	2	1	0	0	3	0	0	2	2	0	0	4	0	0	0	0	0	7
3:45 AM	2	0	0	0	2	0	0	0	3	0	0	3	1	0	0	0	1	6
Hourly Total	5	1	0	0	6	0	0	3	6	0	0	9	1	0	0	0	1	16
4:00 AM	2	2	0	0	4	0	0	1	2	0	0	3	0	0	0	0	0	7
4:15 AM	1	2	0	0	3	0	0	1	4	0	0	5	0	0	0	0	0	8
4:30 AM	3	0	0	0	3	0	0	2	2	0	0	4	0	0	0	0	0	7
4:45 AM	3	1	0	0	4	0	0	2	8	0	0	10	2	0	0	0	2	16
Hourly Total	9	5	0	0	14	0	0	6	16	0	0	22	2	0	0	0	2	38
5:00 AM	2	1	0	0	3	0	0	2	11	0	0	13	1	0	0	0	1	17
5:15 AM	2	1	0	0	3	0	0	5	11	0	0	16	2	0	0	0	2	21
5:30 AM	3	1	0	0	4	0	0	5	11	0	0	16	0	0	1	0	1	21
5:45 AM	3	2	0	0	5	0	0	1	20	0	0	21	0	0	0	0	0	26
Hourly Total	10	5	0	0	15	0	0	13	53	0	0	66	3	0	1	0	4	85
6:00 AM	9	4	0	0	13	0	0	2	14	0	0	16	0	0	0	0	0	29
6:15 AM	3	8	0	0	11	0	0	4	13	0	0	17	2	0	0	0	2	30
6:30 AM	7	4	0	0	11	0	0	4	19	0	0	23	1	0	0	0	1	35
6:45 AM	12	5	0	0	17	0	0	8	32	0	0	40	1	0	0	0	1	58
Hourly Total	31	21	0	0	52	0	0	18	78	0	0	96	4	0	0	0	4	152
7:00 AM	12	6	0	0	18	0	0	7	22	0	0	29	1	0	0	0	1	48

EXIT 81 SOUTH SIDE

7:15 AM	15	7	0	0	22	0	0	7	35	1	0	43	5	0	0	0	5	70
7:30 AM	41	5	0	0	46	0	0	6	57	0	0	63	5	0	0	0	5	114
7:45 AM	21	8	0	0	29	0	0	11	65	0	0	76	6	0	0	0	6	111
Hourly Total	89	26	0	0	115	0	0	31	179	1	0	211	17	0	0	0	17	343
8:00 AM	21	9	0	0	30	0	0	4	22	0	0	26	5	0	0	0	5	61
8:15 AM	10	8	0	0	18	0	0	7	33	0	0	40	5	0	1	0	6	64
8:30 AM	16	9	0	0	25	0	0	7	28	0	0	35	3	1	1	1	5	65
8:45 AM	30	8	0	0	38	0	0	12	22	0	0	34	2	0	0	0	2	74
Hourly Total	77	34	0	0	111	0	0	30	105	0	0	135	15	1	2	1	18	264
9:00 AM	28	4	0	0	32	0	0	8	31	0	0	39	2	0	1	0	3	74
9:15 AM	25	7	0	0	32	0	0	6	30	0	0	36	0	0	0	0	0	68
9:30 AM	25	5	0	0	30	0	0	15	52	0	0	67	5	0	0	0	5	102
9:45 AM	15	4	0	0	19	0	0	5	31	0	0	36	3	0	0	1	3	58
Hourly Total	93	20	0	0	113	0	0	34	144	0	0	178	10	0	1	1	11	302
10:00 AM	31	9	0	0	40	0	0	3	27	0	0	30	3	0	0	1	3	73
10:15 AM	30	7	1	0	38	0	0	2	31	0	0	33	3	0	0	1	3	74
10:30 AM	25	9	0	0	34	0	0	10	32	0	0	42	3	0	0	0	3	79
10:45 AM	24	6	0	0	30	0	0	3	29	0	0	32	5	0	3	0	8	70
Hourly Total	110	31	1	0	142	0	0	18	119	0	0	137	14	0	3	2	17	296
11:00 AM	27	10	0	0	37	0	0	6	27	0	0	33	6	0	0	0	6	76
11:15 AM	28	13	1	0	42	0	0	13	34	0	0	47	4	0	0	0	4	93
11:30 AM	32	13	0	0	45	0	0	3	30	0	0	33	3	0	1	0	4	82
11:45 AM	36	12	1	0	49	0	0	11	29	0	0	40	3	0	1	0	4	93
Hourly Total	123	48	2	0	173	0	0	33	120	0	0	153	16	0	2	0	18	344
12:00 PM	36	9	0	0	45	0	0	14	55	0	0	69	7	1	0	0	8	122
12:15 PM	42	7	0	0	49	0	0	2	19	0	0	21	2	1	0	0	3	73
12:30 PM	32	6	2	0	40	0	0	5	26	0	0	31	1	0	1	0	2	73
12:45 PM	36	10	0	0	46	0	0	4	31	1	0	36	2	0	0	0	2	84
Hourly Total	146	32	2	0	180	0	0	25	131	1	0	157	12	2	1	0	15	352
1:00 PM	36	6	0	0	42	0	0	4	30	0	0	34	2	0	0	0	2	78
1:15 PM	31	9	2	0	42	0	0	17	51	0	0	68	0	0	2	0	2	112
1:30 PM	41	5	4	0	50	0	0	9	31	0	0	40	6	0	2	0	8	98
1:45 PM	37	5	3	0	45	0	0	5	25	0	0	30	4	0	1	0	5	80
Hourly Total	145	25	9	0	179	0	0	35	137	0	0	172	12	0	5	0	17	368
2:00 PM	38	6	3	0	47	0	0	6	27	0	0	33	1	0	1	0	2	82
2:15 PM	32	12	1	0	45	0	0	5	45	0	0	50	2	0	1	0	3	98
2:30 PM	31	6	1	0	38	0	0	6	29	0	0	35	4	0	0	0	4	77
2:45 PM	39	7	0	0	46	0	0	8	32	0	0	40	2	0	0	0	2	88
Hourly Total	140	31	5	0	176	0	0	25	133	0	0	158	9	0	2	0	11	345
3:00 PM	52	7	0	0	59	0	0	15	37	0	0	52	5	0	1	0	6	117
3:15 PM	60	11	0	0	71	0	0	9	45	0	0	54	6	0	0	0	6	131
3:30 PM	41	17	0	0	58	0	0	13	34	0	0	47	4	0	0	0	4	109
3:45 PM	44	7	1	0	52	0	0	10	32	0	0	42	1	0	0	0	1	95
Hourly Total	197	42	1	0	240	0	0	47	148	0	0	195	16	0	1	0	17	452
4:00 PM	47	11	2	0	60	0	0	8	33	0	0	41	6	0	1	0	7	108
4:15 PM	65	19	0	0	84	0	0	6	37	0	0	43	3	0	0	2	3	130
4:30 PM	63	6	0	0	69	0	0	8	28	0	0	36	6	0	0	0	6	111
4:45 PM	58	4	0	0	62	0	0	8	34	0	0	42	3	0	0	0	3	107
Hourly Total	233	40	2	0	275	0	0	30	132	0	0	162	18	0	1	2	19	456
5:00 PM	61	5	0	0	66	0	0	9	30	0	0	39	2	0	0	0	2	107
5:15 PM	56	7	0	0	63	0	0	11	37	0	0	48	0	0	0	0	0	111
5:30 PM	50	5	0	0	55	0	0	9	39	0	0	48	3	0	0	0	3	106

EXIT 81 SOUTH SIDE

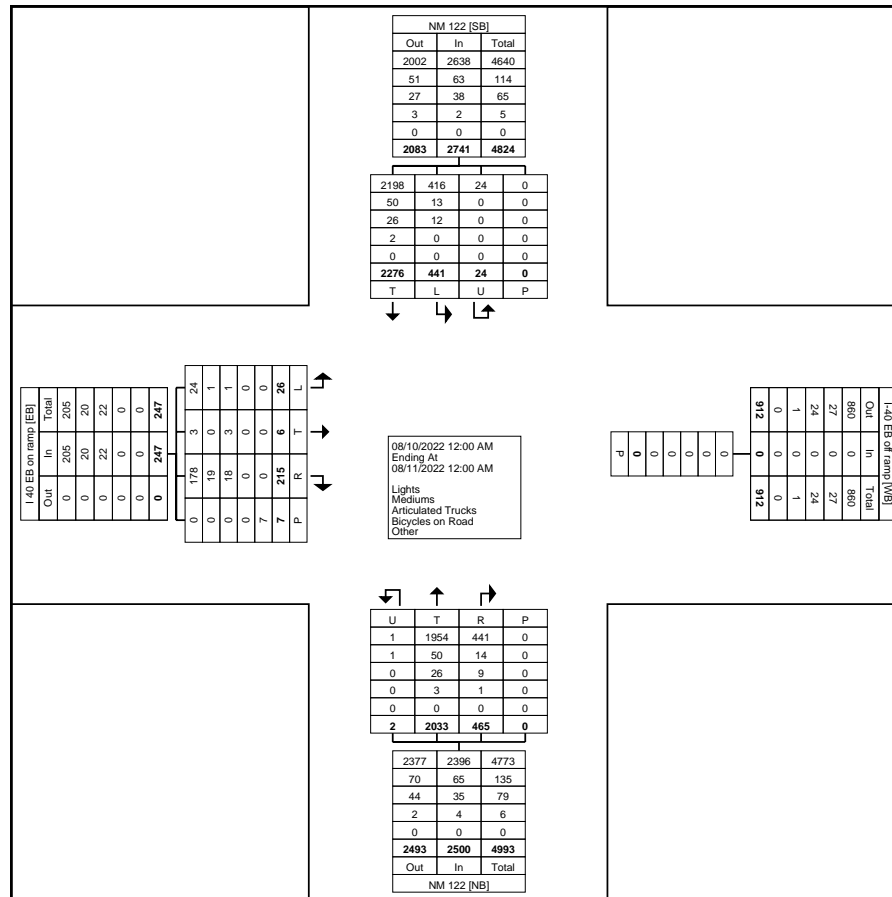
5:45 PM	35	3	0	0	38	0	0	7	43	0	0	50	4	0	0	0	4	92
Hourly Total	202	20	0	0	222	0	0	36	149	0	0	185	9	0	0	0	9	416
6:00 PM	41	4	0	0	45	0	0	7	34	0	0	41	6	0	0	0	6	92
6:15 PM	49	6	1	0	56	0	0	8	25	0	0	33	4	0	1	0	5	94
6:30 PM	52	3	0	0	55	0	0	4	26	0	0	30	3	0	3	0	6	91
6:45 PM	33	3	0	0	36	0	0	3	23	0	0	26	7	1	0	0	8	70
Hourly Total	175	16	1	0	192	0	0	22	108	0	0	130	20	1	4	0	25	347
7:00 PM	44	4	0	0	48	0	0	4	26	0	0	30	1	0	0	0	1	79
7:15 PM	42	2	0	0	44	0	0	6	28	0	0	34	1	0	0	0	1	79
7:30 PM	48	9	0	0	57	0	0	3	23	0	0	26	3	1	0	0	4	87
7:45 PM	30	0	0	0	30	0	0	3	23	0	0	26	5	1	0	1	6	62
Hourly Total	164	15	0	0	179	0	0	16	100	0	0	116	10	2	0	1	12	307
8:00 PM	53	1	0	0	54	0	0	5	21	0	0	26	3	0	0	0	3	83
8:15 PM	36	4	0	0	40	0	0	3	17	0	0	20	0	0	1	0	1	61
8:30 PM	36	2	1	0	39	0	0	4	11	0	0	15	1	0	0	0	1	55
8:45 PM	28	1	0	0	29	0	0	2	16	0	0	18	5	0	0	0	5	52
Hourly Total	153	8	1	0	162	0	0	14	65	0	0	79	9	0	1	0	10	251
9:00 PM	16	1	0	0	17	0	0	6	18	0	0	24	3	0	0	0	3	44
9:15 PM	20	1	0	0	21	0	0	4	9	0	0	13	6	0	1	0	7	41
9:30 PM	18	3	0	0	21	0	0	1	11	0	0	12	2	0	1	0	3	36
9:45 PM	10	2	0	0	12	0	0	1	9	0	0	10	0	0	0	0	0	22
Hourly Total	64	7	0	0	71	0	0	12	47	0	0	59	11	0	2	0	13	143
10:00 PM	16	4	0	0	20	0	0	4	8	0	0	12	1	0	0	0	1	33
10:15 PM	9	3	0	0	12	0	0	3	4	0	0	7	1	0	0	0	1	20
10:30 PM	10	0	0	0	10	0	0	2	6	0	0	8	1	0	0	0	1	19
10:45 PM	12	0	0	0	12	0	0	0	3	0	0	3	0	0	0	0	0	15
Hourly Total	47	7	0	0	54	0	0	9	21	0	0	30	3	0	0	0	3	87
11:00 PM	8	2	0	0	10	0	0	0	5	0	0	5	1	0	0	0	1	16
11:15 PM	8	1	0	0	9	0	0	2	7	0	0	9	1	0	0	0	1	19
11:30 PM	12	0	0	0	12	0	0	0	5	0	0	5	0	0	0	0	0	17
11:45 PM	2	1	0	0	3	0	0	0	2	0	0	2	0	0	0	0	0	5
Hourly Total	30	4	0	0	34	0	0	2	19	0	0	21	2	0	0	0	2	57
Grand Total	2276	441	24	0	2741	0	0	465	2033	2	0	2500	215	6	26	7	247	5488
Approach %	83.0	16.1	0.9	-	-	-	-	18.6	81.3	0.1	-	-	87.0	2.4	10.5	-	-	-
Total %	41.5	8.0	0.4	-	49.9	-	0.0	8.5	37.0	0.0	-	45.6	3.9	0.1	0.5	-	4.5	-
Lights	2198	416	24	-	2638	-	0	441	1954	1	-	2396	178	3	24	-	205	5239
% Lights	96.6	94.3	100.0	-	96.2	-	-	94.8	96.1	50.0	-	95.8	82.8	50.0	92.3	-	83.0	95.5
Mediums	50	13	0	-	63	-	0	14	50	1	-	65	19	0	1	-	20	148
% Mediums	2.2	2.9	0.0	-	2.3	-	-	3.0	2.5	50.0	-	2.6	8.8	0.0	3.8	-	8.1	2.7
Articulated Trucks	26	12	0	-	38	-	0	9	26	0	-	35	18	3	1	-	22	95
% Articulated Trucks	1.1	2.7	0.0	-	1.4	-	0	1.9	1.3	0.0	-	1.4	8.4	50.0	3.8	-	8.9	1.7
Bicycles on Road	2	0	0	-	2	-	0	1	3	0	-	4	0	0	0	-	0	6
% Bicycles on Road	0.1	0.0	0.0	-	0.1	-	-	0.2	0.1	0.0	-	0.2	0.0	0.0	0.0	-	0.0	0.1
Bicycles on Crosswalk	-	-	-	0	-	0	-	-	-	0	-	-	-	-	0	-	-	-
% Bicycles on Crosswalk	-	-	-	-	-	-	-	-	-	-	-	-	-	-	0.0	-	-	-
Pedestrians	-	-	0	-	0	0	-	-	-	0	-	-	-	-	7	-	-	-
% Pedestrians	-	-	-	-	-	-	-	-	-	-	-	-	-	-	100.0	-	-	-

EXIT 81 SOUTH SIDE



Lee Engineering, LLC
 Phoenix, Arizona - Dallas, Texas
 Oklahoma City, Oklahoma - San Antonio, Texas
 Albuquerque, New Mexico, United States 87113
 5053380988 pbarricklow@lee-eng.com

Count Name: NM320.01 I-40 Phase A
 Site Code: NM 122 & I-40 EB
 Start Date: 08/10/2022
 Page No: 4



Turning Movement Data Plot

EXIT 81 SOUTH SIDE



Lee Engineering, LLC
 Phoenix, Arizona - Dallas, Texas
 Oklahoma City, Oklahoma - San Antonio, Texas
 Albuquerque, New Mexico, United States 87113
 5053380988 pbarricklow@lee-eng.com

Count Name: NM320.01 I-40 Phase A
 Site Code: NM 122 & I-40 EB
 Start Date: 08/10/2022
 Page No: 5

Turning Movement Peak Hour Data (7:15 AM)

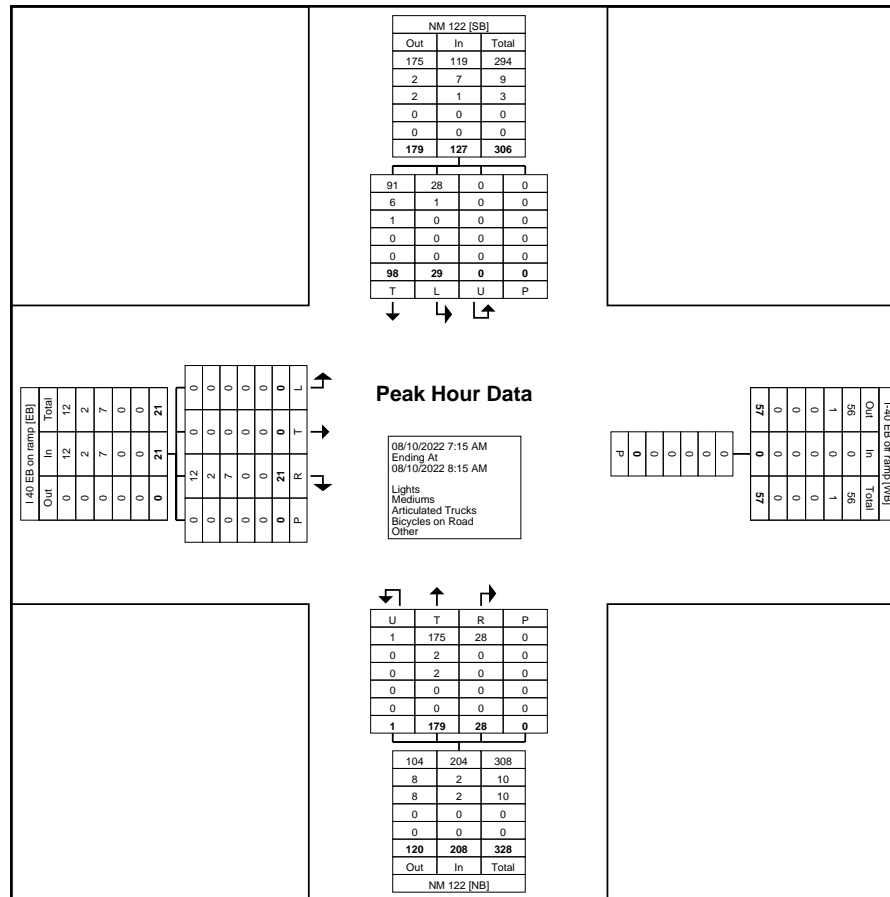
Start Time	NM 122 Southbound					I-40 EB off ramp Westbound		NM 122 Northbound					I 40 EB on ramp Eastbound					Int. Total
	Thru	Left	U-Turn	Peds	App. Total	Peds	App. Total	Right	Thru	U-Turn	Peds	App. Total	Right	Thru	Left	Peds	App. Total	
7:15 AM	15	7	0	0	22	0	0	7	35	1	0	43	5	0	0	0	5	70
7:30 AM	41	5	0	0	46	0	0	6	57	0	0	63	5	0	0	0	5	114
7:45 AM	21	8	0	0	29	0	0	11	65	0	0	76	6	0	0	0	6	111
8:00 AM	21	9	0	0	30	0	0	4	22	0	0	26	5	0	0	0	5	61
Total	98	29	0	0	127	0	0	28	179	1	0	208	21	0	0	0	21	356
Approach %	77.2	22.8	0.0	-	-	-	-	13.5	86.1	0.5	-	-	100.0	0.0	0.0	-	-	-
Total %	27.5	8.1	0.0	-	35.7	-	0.0	7.9	50.3	0.3	-	58.4	5.9	0.0	0.0	-	5.9	-
PHF	0.598	0.806	0.000	-	0.690	-	0.000	0.636	0.688	0.250	-	0.684	0.875	0.000	0.000	-	0.875	0.781
Lights	91	28	0	-	119	-	0	28	175	1	-	204	12	0	0	-	12	335
% Lights	92.9	96.6	-	-	93.7	-	-	100.0	97.8	100.0	-	98.1	57.1	-	-	-	57.1	94.1
Mediums	6	1	0	-	7	-	0	0	2	0	-	2	2	0	0	-	2	11
% Mediums	6.1	3.4	-	-	5.5	-	-	0.0	1.1	0.0	-	1.0	9.5	-	-	-	9.5	3.1
Articulated Trucks	1	0	0	-	1	-	0	0	2	0	-	2	7	0	0	-	7	10
% Articulated Trucks	1.0	0.0	-	-	0.8	-	-	0.0	1.1	0.0	-	1.0	33.3	-	-	-	33.3	2.8
Bicycles on Road	0	0	0	-	0	-	0	0	0	0	-	0	0	0	0	-	0	0
% Bicycles on Road	0.0	0.0	-	-	0.0	-	-	0.0	0.0	0.0	-	0.0	0.0	-	-	-	0.0	0.0
Bicycles on Crosswalk	-	-	-	0	-	0	-	-	-	-	0	-	-	-	-	0	-	-
% Bicycles on Crosswalk	-	-	-	-	-	-	-	-	-	-	-	-	-	-	-	-	-	-
Pedestrians	-	-	-	0	-	0	-	-	-	-	0	-	-	-	-	0	-	-
% Pedestrians	-	-	-	-	-	-	-	-	-	-	-	-	-	-	-	-	-	-

EXIT 81 SOUTH SIDE



Lee Engineering, LLC
 Phoenix, Arizona - Dallas, Texas
 Oklahoma City, Oklahoma - San Antonio, Texas
 Albuquerque, New Mexico, United States 87113
 5053380988 pbarricklow@lee-eng.com

Count Name: NM320.01 I-40 Phase A
 Site Code: NM 122 & I-40 EB
 Start Date: 08/10/2022
 Page No: 6



Turning Movement Peak Hour Data Plot (7:15 AM)

EXIT 81 SOUTH SIDE



Lee Engineering, LLC
 Phoenix, Arizona - Dallas, Texas
 Oklahoma City, Oklahoma - San Antonio, Texas
 Albuquerque, New Mexico, United States 87113
 5053380988 pbarricklow@lee-eng.com

Count Name: NM320.01 I-40 Phase A
 Site Code: NM 122 & I-40 EB
 Start Date: 08/10/2022
 Page No: 7

Turning Movement Peak Hour Data (4:00 PM)

Start Time	NM 122 Southbound					I-40 EB off ramp Westbound		NM 122 Northbound					I 40 EB on ramp Eastbound					Int. Total
	Thru	Left	U-Turn	Peds	App. Total	Peds	App. Total	Right	Thru	U-Turn	Peds	App. Total	Right	Thru	Left	Peds	App. Total	
4:00 PM	47	11	2	0	60	0	0	8	33	0	0	41	6	0	1	0	7	108
4:15 PM	65	19	0	0	84	0	0	6	37	0	0	43	3	0	0	2	3	130
4:30 PM	63	6	0	0	69	0	0	8	28	0	0	36	6	0	0	0	6	111
4:45 PM	58	4	0	0	62	0	0	8	34	0	0	42	3	0	0	0	3	107
Total	233	40	2	0	275	0	0	30	132	0	0	162	18	0	1	2	19	456
Approach %	84.7	14.5	0.7	-	-	-	-	18.5	81.5	0.0	-	-	94.7	0.0	5.3	-	-	-
Total %	51.1	8.8	0.4	-	60.3	-	0.0	6.6	28.9	0.0	-	35.5	3.9	0.0	0.2	-	4.2	-
PHF	0.896	0.526	0.250	-	0.818	-	0.000	0.938	0.892	0.000	-	0.942	0.750	0.000	0.250	-	0.679	0.877
Lights	226	39	2	-	267	-	0	28	127	0	-	155	14	0	1	-	15	437
% Lights	97.0	97.5	100.0	-	97.1	-	-	93.3	96.2	-	-	95.7	77.8	-	100.0	-	78.9	95.8
Mediums	4	0	0	-	4	-	0	2	3	0	-	5	3	0	0	-	3	12
% Mediums	1.7	0.0	0.0	-	1.5	-	-	6.7	2.3	-	-	3.1	16.7	-	0.0	-	15.8	2.6
Articulated Trucks	3	1	0	-	4	-	0	0	2	0	-	2	1	0	0	-	1	7
% Articulated Trucks	1.3	2.5	0.0	-	1.5	-	-	0.0	1.5	-	-	1.2	5.6	-	0.0	-	5.3	1.5
Bicycles on Road	0	0	0	-	0	-	0	0	0	0	-	0	0	0	0	-	0	0
% Bicycles on Road	0.0	0.0	0.0	-	0.0	-	-	0.0	0.0	-	-	0.0	0.0	-	0.0	-	0.0	0.0
Bicycles on Crosswalk	-	-	-	0	-	0	-	-	-	-	0	-	-	-	-	0	-	-
% Bicycles on Crosswalk	-	-	-	-	-	-	-	-	-	-	-	-	-	-	-	0.0	-	-
Pedestrians	-	-	-	0	-	0	-	-	-	-	0	-	-	-	-	2	-	-
% Pedestrians	-	-	-	-	-	-	-	-	-	-	-	-	-	-	-	100.0	-	-

EXIT 85 NORTH SIDE



Lee Engineering, LLC
 Phoenix, Arizona - Dallas, Texas
 Oklahoma City, Oklahoma - San Antonio, Texas
 Albuquerque, New Mexico, United States 87113
 5053380988 pbarricklow@lee-eng.com

Count Name: NM320.01 I-40 Phase A
 Site Code:
 Start Date: 07/13/2022
 Page No: 1

Turning Movement Data

Start Time	I40 off ramp Westbound						I40 on ramp Eastbound						E Santa Fe Ave Southbound						E Santa Fe Ave Northbound						Int. Total
	U-Turn	Left	Thru	Right	Peds	App. Total	U-Turn	Left	Thru	Right	Peds	App. Total	U-Turn	Left	Thru	Right	Peds	App. Total	U-Turn	Left	Thru	Right	Peds	App. Total	
12:00 AM	0	0	1	2	0	3	0	0	0	0	0	0	0	0	3	2	0	5	0	0	1	0	0	1	9
12:15 AM	0	0	0	9	0	9	0	0	0	0	0	0	0	0	0	3	0	3	0	0	1	0	0	1	13
12:30 AM	0	0	1	5	0	6	0	0	0	0	0	0	0	0	0	0	0	0	0	0	2	0	0	2	8
12:45 AM	0	0	0	5	0	5	0	0	0	0	0	0	0	0	0	3	0	3	0	0	1	0	0	1	9
Hourly Total	0	0	2	21	0	23	0	0	0	0	0	0	0	0	3	8	0	11	0	0	5	0	0	5	39
1:00 AM	0	0	0	1	0	1	0	0	0	0	0	0	0	0	2	2	0	4	0	0	2	0	0	2	7
1:15 AM	0	0	1	2	0	3	0	0	0	0	0	0	0	0	1	4	0	5	0	0	1	0	0	1	9
1:30 AM	0	0	0	2	0	2	0	0	0	0	0	0	0	0	0	2	0	2	0	0	0	0	0	0	4
1:45 AM	0	0	1	1	0	2	0	0	0	0	0	0	0	0	0	2	0	2	0	0	1	0	0	1	5
Hourly Total	0	0	2	6	0	8	0	0	0	0	0	0	0	0	3	10	0	13	0	0	4	0	0	4	25
2:00 AM	0	0	0	2	0	2	0	0	0	0	0	0	0	0	2	1	0	3	0	0	0	0	0	0	5
2:15 AM	0	0	0	3	0	3	0	0	0	0	0	0	0	0	1	1	0	2	0	0	1	0	0	1	6
2:30 AM	0	0	0	1	0	1	0	0	0	0	0	0	0	0	2	2	0	4	0	0	1	0	0	1	6
2:45 AM	0	1	1	2	0	4	0	0	0	0	0	0	0	0	1	0	0	1	0	1	0	0	0	1	6
Hourly Total	0	1	1	8	0	10	0	0	0	0	0	0	0	0	6	4	0	10	0	1	2	0	0	3	23
3:00 AM	0	0	0	1	0	1	0	0	0	0	0	0	0	0	0	1	0	1	0	0	3	0	0	3	5
3:15 AM	0	0	1	1	0	2	0	0	0	0	0	0	0	0	2	1	0	3	0	0	0	0	0	0	5
3:30 AM	0	0	0	2	0	2	0	0	0	0	0	0	0	0	0	6	0	6	0	0	2	0	0	2	10
3:45 AM	0	0	0	2	0	2	0	0	0	0	0	0	0	0	2	1	0	3	0	0	1	0	0	1	6
Hourly Total	0	0	1	6	0	7	0	0	0	0	0	0	0	0	4	9	0	13	0	0	6	0	0	6	26
4:00 AM	0	0	0	2	0	2	0	0	0	0	0	0	0	0	2	3	0	5	0	0	1	0	0	1	8
4:15 AM	0	0	0	1	0	1	0	0	0	0	0	0	0	0	2	1	0	3	0	0	1	0	0	1	5
4:30 AM	0	0	0	1	0	1	0	0	0	0	0	0	0	0	4	4	0	8	0	1	1	0	0	2	11
4:45 AM	0	0	0	4	0	4	0	0	0	0	0	0	0	0	8	4	0	12	0	3	1	0	0	4	20
Hourly Total	0	0	0	8	0	8	0	0	0	0	0	0	0	0	16	12	0	28	0	4	4	0	0	8	44
5:00 AM	0	0	0	2	0	2	0	0	0	0	0	0	0	0	5	12	0	17	0	1	1	0	0	2	21
5:15 AM	0	0	0	3	0	3	0	0	0	0	0	0	0	0	5	4	0	9	0	0	4	0	0	4	16
5:30 AM	0	1	0	1	0	2	0	0	0	0	0	0	0	0	11	12	0	23	0	0	6	0	0	6	31
5:45 AM	0	1	0	11	0	12	0	0	0	0	0	0	0	0	15	11	0	26	0	2	11	0	0	13	51
Hourly Total	0	2	0	17	0	19	0	0	0	0	0	0	0	0	36	39	0	75	0	3	22	0	0	25	119
6:00 AM	0	2	0	9	0	11	0	0	0	0	0	0	1	0	11	9	0	21	0	1	5	0	0	6	38
6:15 AM	0	2	0	3	0	5	0	0	0	0	0	0	0	0	17	11	0	28	0	2	4	0	0	6	39
6:30 AM	0	2	2	11	0	15	0	0	0	0	0	0	0	0	18	7	0	25	0	0	5	0	0	5	45
6:45 AM	0	2	0	14	0	16	0	0	0	0	0	0	0	0	23	18	0	41	0	2	10	0	0	12	69
Hourly Total	0	8	2	37	0	47	0	0	0	0	0	0	1	0	69	45	0	115	0	5	24	0	0	29	191

EXIT 85 NORTH SIDE

7:00 AM	0	5	0	8	0	13	0	0	0	0	0	0	0	16	16	0	32	0	1	4	0	0	5	50
7:15 AM	0	3	0	20	0	23	0	0	0	0	0	0	0	19	11	0	30	0	0	2	0	0	2	55
7:30 AM	0	3	0	23	0	26	0	0	0	0	0	0	0	22	14	0	36	0	2	9	0	0	11	73
7:45 AM	0	0	1	26	0	27	0	0	0	0	0	0	0	24	12	0	36	0	1	10	0	0	11	74
Hourly Total	0	11	1	77	0	89	0	0	0	0	0	0	0	81	53	0	134	0	4	25	0	0	29	252
8:00 AM	0	2	0	21	0	23	0	0	0	0	0	0	0	28	14	0	42	0	1	14	0	0	15	80
8:15 AM	0	2	0	22	0	24	0	0	0	0	0	0	0	16	6	0	22	0	1	8	0	0	9	55
8:30 AM	0	2	0	21	0	23	0	0	0	0	0	0	0	17	14	0	31	0	0	12	0	0	12	66
8:45 AM	0	3	0	18	0	21	0	0	0	0	0	0	0	22	14	0	36	0	0	15	0	0	15	72
Hourly Total	0	9	0	82	0	91	0	0	0	0	0	0	0	83	48	0	131	0	2	49	0	0	51	273
9:00 AM	0	2	1	26	0	29	0	0	0	0	0	0	0	18	9	0	27	0	0	17	0	0	17	73
9:15 AM	0	1	0	24	0	25	0	0	0	0	0	0	0	32	20	0	52	0	1	11	0	0	12	89
9:30 AM	0	0	0	25	0	25	0	0	0	0	0	0	0	36	15	0	51	0	0	15	0	0	15	91
9:45 AM	0	1	0	15	0	16	0	0	0	0	0	0	0	17	15	0	32	0	0	17	0	0	17	65
Hourly Total	0	4	1	90	0	95	0	0	0	0	0	0	0	103	59	0	162	0	1	60	0	0	61	318
10:00 AM	0	1	0	22	0	23	0	0	0	0	0	0	0	30	16	0	46	0	3	18	0	0	21	90
10:15 AM	0	3	0	20	0	23	0	0	0	0	0	0	0	28	14	0	42	0	1	16	0	0	17	82
10:30 AM	0	1	1	33	0	35	0	0	0	0	0	0	0	25	16	0	41	0	0	13	0	0	13	89
10:45 AM	0	0	0	28	0	28	0	0	0	0	0	0	0	20	18	0	38	0	1	16	0	0	17	83
Hourly Total	0	5	1	103	0	109	0	0	0	0	0	0	0	103	64	0	167	0	5	63	0	0	68	344
11:00 AM	0	1	0	27	0	28	0	0	0	0	0	0	0	33	17	0	50	0	0	19	0	0	19	97
11:15 AM	0	1	0	24	0	25	0	0	0	0	0	0	0	44	16	0	60	0	1	12	0	0	13	98
11:30 AM	0	2	1	24	0	27	0	0	0	0	0	0	0	41	12	0	53	0	1	17	0	0	18	98
11:45 AM	0	0	0	23	0	23	0	0	0	0	0	0	0	34	15	0	49	0	1	22	0	0	23	95
Hourly Total	0	4	1	98	0	103	0	0	0	0	0	0	0	152	60	0	212	0	3	70	0	0	73	388
12:00 PM	0	0	0	27	0	27	0	0	0	0	0	0	0	42	23	0	65	0	3	22	0	0	25	117
12:15 PM	0	1	1	29	0	31	0	0	0	0	0	0	0	37	17	0	54	0	3	28	0	0	31	116
12:30 PM	0	0	0	31	0	31	0	0	0	0	0	0	0	28	13	0	41	0	0	28	0	0	28	100
12:45 PM	0	1	0	26	0	27	0	0	0	0	0	0	0	39	17	0	56	0	1	26	0	0	27	110
Hourly Total	0	2	1	113	0	116	0	0	0	0	0	0	0	146	70	0	216	0	7	104	0	0	111	443
1:00 PM	0	0	1	24	0	25	0	0	0	0	0	0	0	43	23	0	66	0	0	27	0	0	27	118
1:15 PM	0	0	0	21	0	21	0	0	0	0	0	1	0	35	13	0	49	0	2	25	0	0	27	97
1:30 PM	0	1	4	23	0	28	0	0	0	0	0	0	0	30	22	0	52	0	1	17	0	0	18	98
1:45 PM	0	1	0	34	0	35	0	0	0	0	0	0	0	24	16	0	40	0	0	13	0	0	13	88
Hourly Total	0	2	5	102	0	109	0	0	0	0	0	1	0	132	74	0	207	0	3	82	0	0	85	401
2:00 PM	0	0	1	30	0	31	0	0	0	0	0	0	0	27	18	0	45	0	0	17	0	0	17	93
2:15 PM	0	1	0	26	0	27	0	0	0	0	0	0	0	37	18	0	55	0	1	13	0	0	14	96
2:30 PM	0	1	2	22	0	25	0	0	0	0	0	0	0	23	21	0	44	0	1	18	0	0	19	88
2:45 PM	0	0	0	28	0	28	0	0	0	0	0	1	0	29	16	0	46	0	0	15	0	0	15	89
Hourly Total	0	2	3	106	0	111	0	0	0	0	0	1	0	116	73	0	190	0	2	63	0	0	65	366
3:00 PM	0	0	0	21	0	21	0	0	0	0	0	0	0	28	17	0	45	0	0	18	0	0	18	84
3:15 PM	0	0	0	29	0	29	0	0	0	0	0	0	0	22	15	0	37	0	0	16	0	0	16	82
3:30 PM	0	0	0	26	0	26	0	0	0	0	0	0	0	33	16	0	49	0	1	18	0	0	19	94
3:45 PM	0	0	1	26	0	27	0	0	0	0	0	0	0	31	13	0	44	0	1	18	0	0	19	90
Hourly Total	0	0	1	102	0	103	0	0	0	0	0	0	0	114	61	0	175	0	2	70	0	0	72	350
4:00 PM	0	0	0	41	0	41	0	0	0	0	0	0	0	29	14	0	43	0	1	20	0	0	21	105
4:15 PM	0	0	0	32	0	32	0	0	0	0	0	1	0	27	15	0	43	0	0	16	0	0	16	91
4:30 PM	0	0	1	37	0	38	0	0	0	0	0	0	0	23	16	0	39	0	0	12	0	0	12	89
4:45 PM	0	0	0	28	0	28	0	0	0	0	0	0	0	36	15	0	51	0	0	10	0	0	10	89
Hourly Total	0	0	1	138	0	139	0	0	0	0	0	1	0	115	60	0	176	0	1	58	0	0	59	374
5:00 PM	0	0	0	32	0	32	0	0	0	0	0	0	0	26	9	0	35	0	6	31	0	0	37	104
5:15 PM	0	2	0	40	0	42	0	0	0	0	0	1	0	32	23	0	56	0	0	21	0	0	21	119

EXIT 85 NORTH SIDE

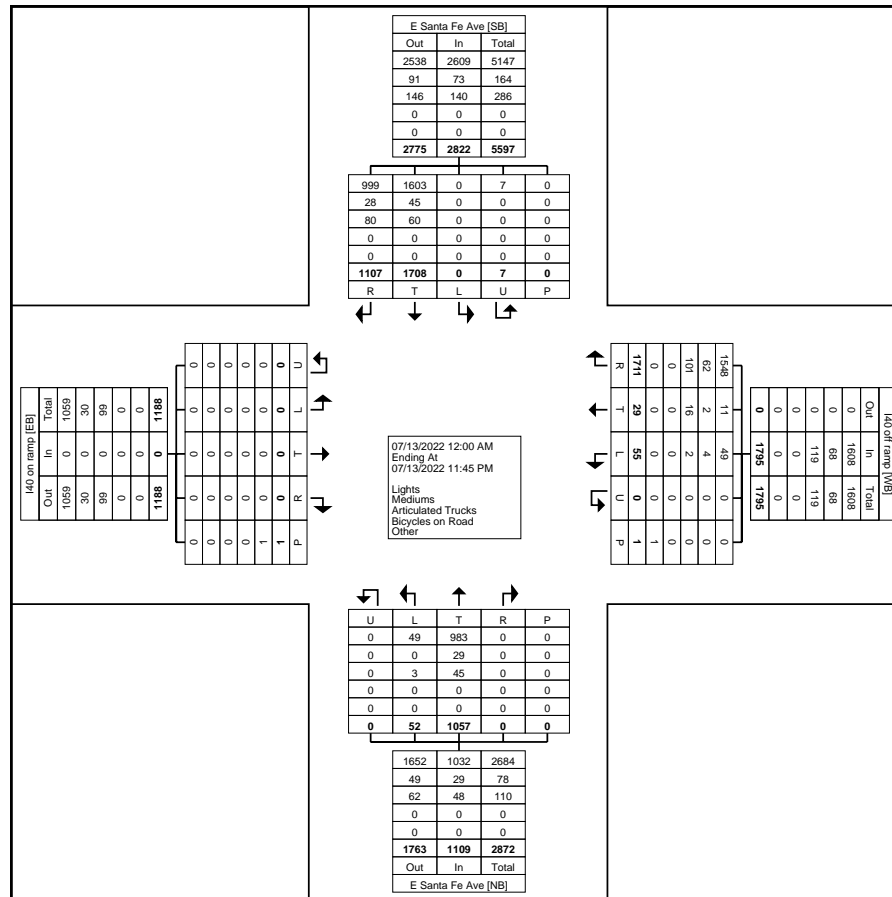
5:30 PM	0	0	0	31	0	31	0	0	0	0	0	0	0	0	22	22	0	44	0	0	20	0	0	20	95
5:45 PM	0	0	0	29	0	29	0	0	0	0	0	0	0	0	24	20	0	44	0	0	20	0	0	20	93
Hourly Total	0	2	0	132	0	134	0	0	0	0	0	0	1	0	104	74	0	179	0	6	92	0	0	98	411
6:00 PM	0	0	1	26	0	27	0	0	0	0	0	0	0	0	21	20	0	41	0	0	26	0	0	26	94
6:15 PM	0	0	0	21	0	21	0	0	0	0	0	0	0	0	18	21	0	39	0	0	20	0	0	20	80
6:30 PM	0	0	0	28	0	28	0	0	0	0	0	0	0	0	30	14	0	44	0	0	27	0	0	27	99
6:45 PM	0	0	0	32	0	32	0	0	0	0	0	0	0	0	16	12	0	28	0	2	15	0	0	17	77
Hourly Total	0	0	1	107	0	108	0	0	0	0	0	0	0	0	85	67	0	152	0	2	88	0	0	90	350
7:00 PM	0	0	0	35	0	35	0	0	0	0	0	0	0	0	19	11	0	30	0	0	13	0	0	13	78
7:15 PM	0	0	0	36	0	36	0	0	0	0	0	0	1	0	13	9	0	23	0	0	19	0	0	19	78
7:30 PM	0	0	0	29	0	29	0	0	0	0	1	0	0	0	18	12	0	30	0	0	11	0	0	11	70
7:45 PM	0	0	0	33	1	33	0	0	0	0	0	0	0	0	25	16	0	41	0	0	20	0	0	20	94
Hourly Total	0	0	0	133	1	133	0	0	0	0	1	0	1	0	75	48	0	124	0	0	63	0	0	63	320
8:00 PM	0	0	0	30	0	30	0	0	0	0	0	0	0	0	18	15	0	33	0	0	9	0	0	9	72
8:15 PM	0	0	1	30	0	31	0	0	0	0	0	0	0	0	20	23	0	43	0	0	15	0	0	15	89
8:30 PM	0	0	0	14	0	14	0	0	0	0	0	0	0	0	13	16	0	29	0	0	13	0	0	13	56
8:45 PM	0	0	0	18	0	18	0	0	0	0	0	0	0	0	13	12	0	25	0	0	9	0	0	9	52
Hourly Total	0	0	1	92	0	93	0	0	0	0	0	0	0	0	64	66	0	130	0	0	46	0	0	46	269
9:00 PM	0	0	0	22	0	22	0	0	0	0	0	0	0	0	14	15	0	29	0	0	8	0	0	8	59
9:15 PM	0	0	0	17	0	17	0	0	0	0	0	0	0	0	16	9	0	25	0	0	7	0	0	7	49
9:30 PM	0	0	0	14	0	14	0	0	0	0	0	0	0	0	12	15	0	27	0	0	6	0	0	6	47
9:45 PM	0	0	0	15	0	15	0	0	0	0	0	0	0	0	10	13	0	23	0	0	9	0	0	9	47
Hourly Total	0	0	0	68	0	68	0	0	0	0	0	0	0	0	52	52	0	104	0	0	30	0	0	30	202
10:00 PM	0	1	0	8	0	9	0	0	0	0	0	0	1	0	8	6	0	15	0	1	1	0	0	2	26
10:15 PM	0	0	1	9	0	10	0	0	0	0	0	0	0	0	16	7	0	23	0	0	6	0	0	6	39
10:30 PM	0	1	0	15	0	16	0	0	0	0	0	0	0	0	9	6	0	15	0	0	5	0	0	5	36
10:45 PM	0	0	1	7	0	8	0	0	0	0	0	0	0	0	6	6	0	12	0	0	3	0	0	3	23
Hourly Total	0	2	2	39	0	43	0	0	0	0	0	0	1	0	39	25	0	65	0	1	15	0	0	16	124
11:00 PM	0	1	1	9	0	11	0	0	0	0	0	0	0	0	5	12	0	17	0	0	6	0	0	6	34
11:15 PM	0	0	0	9	0	9	0	0	0	0	0	0	0	0	2	9	0	11	0	0	4	0	0	4	24
11:30 PM	0	0	1	8	0	9	0	0	0	0	0	0	0	0	0	5	0	5	0	0	2	0	0	2	16
Grand Total	0	55	29	1711	1	1795	0	0	0	0	1	0	7	0	1708	1107	0	2822	0	52	1057	0	0	1109	5726
Approach %	0.0	3.1	1.6	95.3	-	-	0.0	0.0	0.0	0.0	-	-	0.2	0.0	60.5	39.2	-	-	0.0	4.7	95.3	0.0	-	-	-
Total %	0.0	1.0	0.5	29.9	-	31.3	0.0	0.0	0.0	0.0	-	0.0	0.1	0.0	29.8	19.3	-	49.3	0.0	0.9	18.5	0.0	-	19.4	-
Lights	0	49	11	1548	-	1608	0	0	0	0	-	0	7	0	1603	999	-	2609	0	49	983	0	-	1032	5249
% Lights	-	89.1	37.9	90.5	-	89.6	-	-	-	-	-	-	100.0	-	93.9	90.2	-	92.5	-	94.2	93.0	-	-	93.1	91.7
Mediums	0	4	2	62	-	68	0	0	0	0	-	0	0	0	45	28	-	73	0	0	29	0	-	29	170
% Mediums	-	7.3	6.9	3.6	-	3.8	-	-	-	-	-	-	0.0	-	2.6	2.5	-	2.6	-	0.0	2.7	-	-	2.6	3.0
Articulated Trucks	0	2	16	101	-	119	0	0	0	0	-	0	0	0	60	80	-	140	0	3	45	0	-	48	307
% Articulated Trucks	-	3.6	55.2	5.9	-	6.6	-	-	-	-	-	-	0.0	-	3.5	7.2	-	5.0	-	5.8	4.3	-	-	4.3	5.4
Bicycles on Road	0	0	0	0	-	0	0	0	0	0	-	0	0	0	0	0	-	0	0	0	0	0	-	0	0
% Bicycles on Road	-	0.0	0.0	0.0	-	0.0	-	-	-	-	-	-	0.0	-	0.0	0.0	-	0.0	-	0.0	0.0	-	-	0.0	0.0
Bicycles on Crosswalk	-	-	-	-	0	-	-	-	-	-	0	-	-	-	-	-	0	-	-	-	-	0	-	-	-
% Bicycles on Crosswalk	-	-	-	-	0.0	-	-	-	-	-	0.0	-	-	-	-	-	-	-	-	-	-	-	0	-	-
Pedestrians	-	-	-	-	1	-	-	-	-	-	1	-	-	-	-	-	0	-	-	-	-	0	-	-	-
% Pedestrians	-	-	-	-	100.0	-	-	-	-	-	100.0	-	-	-	-	-	-	-	-	-	-	-	-	-	-

EXIT 85 NORTH SIDE



Lee Engineering, LLC
 Phoenix, Arizona - Dallas, Texas
 Oklahoma City, Oklahoma - San Antonio, Texas
 Albuquerque, New Mexico, United States 87113
 5053380988 pbarricklow@lee-eng.com

Count Name: NM320.01 I-40 Phase A
 Site Code:
 Start Date: 07/13/2022
 Page No: 4



Turning Movement Data Plot

EXIT 85 NORTH SIDE



Lee Engineering, LLC
 Phoenix, Arizona - Dallas, Texas
 Oklahoma City, Oklahoma - San Antonio, Texas
 Albuquerque, New Mexico, United States 87113
 5053380988 pbarricklow@lee-eng.com

Count Name: NM320.01 I-40 Phase A
 Site Code:
 Start Date: 07/13/2022
 Page No: 5

Turning Movement Peak Hour Data (11:00 AM)

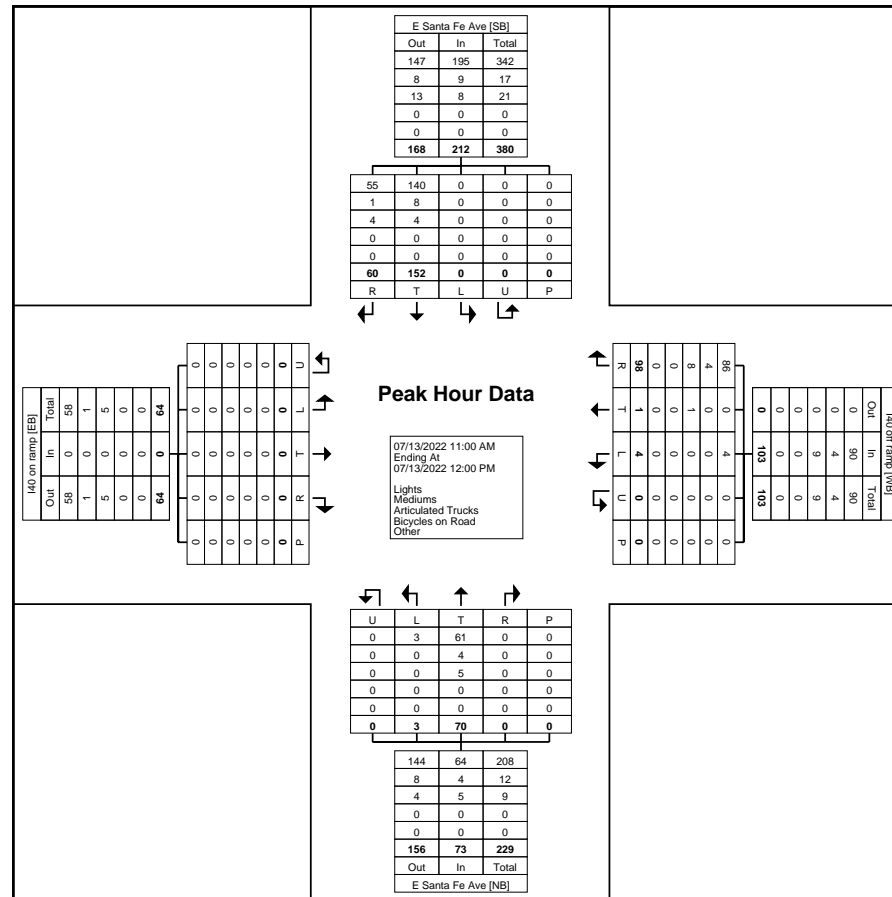
Start Time	I40 off ramp Westbound						I40 on ramp Eastbound						E Santa Fe Ave Southbound						E Santa Fe Ave Northbound						Int. Total
	U-Turn	Left	Thru	Right	Peds	App. Total	U-Turn	Left	Thru	Right	Peds	App. Total	U-Turn	Left	Thru	Right	Peds	App. Total	U-Turn	Left	Thru	Right	Peds	App. Total	
11:00 AM	0	1	0	27	0	28	0	0	0	0	0	0	0	0	33	17	0	50	0	0	19	0	0	19	97
11:15 AM	0	1	0	24	0	25	0	0	0	0	0	0	0	0	44	16	0	60	0	1	12	0	0	13	98
11:30 AM	0	2	1	24	0	27	0	0	0	0	0	0	0	0	41	12	0	53	0	1	17	0	0	18	98
11:45 AM	0	0	0	23	0	23	0	0	0	0	0	0	0	0	34	15	0	49	0	1	22	0	0	23	95
Total	0	4	1	98	0	103	0	0	0	0	0	0	0	0	152	60	0	212	0	3	70	0	0	73	388
Approach %	0.0	3.9	1.0	95.1	-	-	0.0	0.0	0.0	0.0	-	-	0.0	0.0	71.7	28.3	-	-	0.0	4.1	95.9	0.0	-	-	-
Total %	0.0	1.0	0.3	25.3	-	26.5	0.0	0.0	0.0	0.0	-	0.0	0.0	0.0	39.2	15.5	-	54.6	0.0	0.8	18.0	0.0	-	18.8	-
PHF	0.000	0.500	0.250	0.907	-	0.920	0.000	0.000	0.000	0.000	-	0.000	0.000	0.000	0.864	0.882	-	0.883	0.000	0.750	0.795	0.000	-	0.793	0.990
Lights	0	4	0	86	-	90	0	0	0	0	-	0	0	0	140	55	-	195	0	3	61	0	-	64	349
% Lights	-	100.0	0.0	87.8	-	87.4	-	-	-	-	-	-	-	-	92.1	91.7	-	92.0	-	100.0	87.1	-	-	87.7	89.9
Mediums	0	0	0	4	-	4	0	0	0	0	-	0	0	0	8	1	-	9	0	0	4	0	-	4	17
% Mediums	-	0.0	0.0	4.1	-	3.9	-	-	-	-	-	-	-	-	5.3	1.7	-	4.2	-	0.0	5.7	-	-	5.5	4.4
Articulated Trucks	0	0	1	8	-	9	0	0	0	0	-	0	0	0	4	4	-	8	0	0	5	0	-	5	22
% Articulated Trucks	-	0.0	100.0	8.2	-	8.7	-	-	-	-	-	-	-	-	2.6	6.7	-	3.8	-	0.0	7.1	-	-	6.8	5.7
Bicycles on Road	0	0	0	0	-	0	0	0	0	0	-	0	0	0	0	0	-	0	0	0	0	0	-	0	0
% Bicycles on Road	-	0.0	0.0	0.0	-	0.0	-	-	-	-	-	-	-	-	0.0	0.0	-	0.0	-	0.0	0.0	-	-	0.0	0.0
Bicycles on Crosswalk	-	-	-	-	0	-	-	-	-	-	0	-	-	-	-	-	0	-	-	-	-	-	0	-	-
% Bicycles on Crosswalk	-	-	-	-	-	-	-	-	-	-	-	-	-	-	-	-	-	-	-	-	-	-	-	-	-
Pedestrians	-	-	-	-	0	-	-	-	-	-	0	-	-	-	-	-	0	-	-	-	-	-	0	-	-
% Pedestrians	-	-	-	-	-	-	-	-	-	-	-	-	-	-	-	-	-	-	-	-	-	-	-	-	-

EXIT 85 NORTH SIDE



Lee Engineering, LLC
 Phoenix, Arizona - Dallas, Texas
 Oklahoma City, Oklahoma - San Antonio, Texas
 Albuquerque, New Mexico, United States 87113
 5053380988 pbarricklow@lee-eng.com

Count Name: NM320.01 I-40 Phase A
 Site Code:
 Start Date: 07/13/2022
 Page No: 6



Turning Movement Peak Hour Data Plot (11:00 AM)

EXIT 85 NORTH SIDE



Lee Engineering, LLC
 Phoenix, Arizona - Dallas, Texas
 Oklahoma City, Oklahoma - San Antonio, Texas
 Albuquerque, New Mexico, United States 87113
 5053380988 pbarricklow@lee-eng.com

Count Name: NM320.01 I-40 Phase A
 Site Code:
 Start Date: 07/13/2022
 Page No: 7

Turning Movement Peak Hour Data (12:15 PM)

Start Time	I40 off ramp Westbound						I40 on ramp Eastbound						E Santa Fe Ave Southbound						E Santa Fe Ave Northbound						Int. Total
	U-Turn	Left	Thru	Right	Peds	App. Total	U-Turn	Left	Thru	Right	Peds	App. Total	U-Turn	Left	Thru	Right	Peds	App. Total	U-Turn	Left	Thru	Right	Peds	App. Total	
12:15 PM	0	1	1	29	0	31	0	0	0	0	0	0	0	0	37	17	0	54	0	3	28	0	0	31	116
12:30 PM	0	0	0	31	0	31	0	0	0	0	0	0	0	0	28	13	0	41	0	0	28	0	0	28	100
12:45 PM	0	1	0	26	0	27	0	0	0	0	0	0	0	0	39	17	0	56	0	1	26	0	0	27	110
1:00 PM	0	0	1	24	0	25	0	0	0	0	0	0	0	0	43	23	0	66	0	0	27	0	0	27	118
Total	0	2	2	110	0	114	0	0	0	0	0	0	0	0	147	70	0	217	0	4	109	0	0	113	444
Approach %	0.0	1.8	1.8	96.5	-	-	0.0	0.0	0.0	0.0	-	-	0.0	0.0	67.7	32.3	-	-	0.0	3.5	96.5	0.0	-	-	-
Total %	0.0	0.5	0.5	24.8	-	25.7	0.0	0.0	0.0	0.0	-	0.0	0.0	0.0	33.1	15.8	-	48.9	0.0	0.9	24.5	0.0	-	25.5	-
PHF	0.000	0.500	0.500	0.887	-	0.919	0.000	0.000	0.000	0.000	-	0.000	0.000	0.000	0.855	0.761	-	0.822	0.000	0.333	0.973	0.000	-	0.911	0.941
Lights	0	2	1	96	-	99	0	0	0	0	-	0	0	0	132	64	-	196	0	3	103	0	-	106	401
% Lights	-	100.0	50.0	87.3	-	86.8	-	-	-	-	-	-	-	-	89.8	91.4	-	90.3	-	75.0	94.5	-	-	93.8	90.3
Mediums	0	0	0	2	-	2	0	0	0	0	-	0	0	0	5	0	-	5	0	0	1	0	-	1	8
% Mediums	-	0.0	0.0	1.8	-	1.8	-	-	-	-	-	-	-	-	3.4	0.0	-	2.3	-	0.0	0.9	-	-	0.9	1.8
Articulated Trucks	0	0	1	12	-	13	0	0	0	0	-	0	0	0	10	6	-	16	0	1	5	0	-	6	35
% Articulated Trucks	-	0.0	50.0	10.9	-	11.4	-	-	-	-	-	-	-	-	6.8	8.6	-	7.4	-	25.0	4.6	-	-	5.3	7.9
Bicycles on Road	0	0	0	0	-	0	0	0	0	0	-	0	0	0	0	0	-	0	0	0	0	0	-	0	0
% Bicycles on Road	-	0.0	0.0	0.0	-	0.0	-	-	-	-	-	-	-	-	0.0	0.0	-	0.0	-	0.0	0.0	-	-	0.0	0.0
Bicycles on Crosswalk	-	-	-	-	0	-	-	-	-	-	0	-	-	-	-	-	0	-	-	-	-	-	0	-	-
% Bicycles on Crosswalk	-	-	-	-	-	-	-	-	-	-	-	-	-	-	-	-	-	-	-	-	-	-	-	-	-
Pedestrians	-	-	-	-	0	-	-	-	-	-	0	-	-	-	-	-	0	-	-	-	-	-	0	-	-
% Pedestrians	-	-	-	-	-	-	-	-	-	-	-	-	-	-	-	-	-	-	-	-	-	-	-	-	-

EXIT 85 SOUTH SIDE



Lee Engineering, LLC
 Phoenix, Arizona - Dallas, Texas
 Oklahoma City, Oklahoma - San Antonio, Texas
 Albuquerque, New Mexico, United States 87113
 5053380988 pbarricklow@lee-eng.com

Count Name: NM320.01 I-40 Phase A
 Site Code:
 Start Date: 07/13/2022
 Page No: 1

Turning Movement Data

Start Time	I40 on ramp Westbound						I40 off ramp Eastbound						E Santa Fe Ave Southbound						E Santa Fe Ave Northbound						Int. Total
	U-Turn	Left	Thru	Right	Peds	App. Total	U-Turn	Left	Thru	Right	Peds	App. Total	U-Turn	Left	Thru	Right	Peds	App. Total	U-Turn	Left	Thru	Right	Peds	App. Total	
12:00 AM	0	0	0	0	0	0	0	1	0	0	0	1	0	0	2	1	0	3	0	0	0	0	0	0	4
12:15 AM	0	0	0	0	0	0	0	1	0	0	0	1	0	0	0	0	0	0	0	0	0	0	0	0	1
12:30 AM	0	0	0	0	0	0	0	2	0	0	0	2	0	0	0	0	0	0	0	0	0	0	0	0	2
12:45 AM	0	0	0	0	0	0	0	1	0	0	0	1	0	0	0	0	0	0	0	0	0	0	0	0	1
Hourly Total	0	0	0	0	0	0	0	5	0	0	0	5	0	0	2	1	0	3	0	0	0	0	0	0	8
1:00 AM	0	0	0	0	0	0	0	0	0	0	0	0	0	2	0	0	0	2	0	0	2	0	0	2	4
1:15 AM	0	0	0	0	0	0	0	1	0	0	0	1	0	1	0	0	0	1	0	0	0	0	0	0	2
1:30 AM	0	0	0	0	0	0	0	0	0	0	0	0	0	0	0	0	0	0	0	0	0	0	0	0	0
1:45 AM	0	0	0	0	0	0	0	1	0	0	0	1	0	0	0	0	0	0	0	0	0	0	0	0	1
Hourly Total	0	0	0	0	0	0	0	2	0	0	0	2	0	3	0	0	0	3	0	0	2	0	0	2	7
2:00 AM	0	0	0	0	0	0	0	1	0	0	0	1	0	1	0	1	0	2	0	0	0	0	0	0	3
2:15 AM	0	0	0	0	0	0	0	0	0	0	0	0	0	1	0	0	0	1	0	0	0	0	0	0	1
2:30 AM	0	0	0	0	0	0	0	1	0	0	0	1	0	1	0	1	0	2	0	0	0	0	0	0	3
2:45 AM	0	0	0	0	0	0	0	0	0	0	0	0	0	1	1	0	0	2	0	0	1	0	0	1	3
Hourly Total	0	0	0	0	0	0	0	2	0	0	0	2	0	4	1	2	0	7	0	0	1	0	0	1	10
3:00 AM	0	0	0	0	0	0	0	3	0	0	0	3	0	0	0	0	0	0	0	0	0	0	0	0	3
3:15 AM	0	0	0	0	0	0	0	0	0	0	0	0	0	1	0	1	0	2	0	0	0	0	0	0	2
3:30 AM	0	0	0	0	0	0	0	2	0	0	0	2	0	0	0	0	0	0	0	0	0	0	0	0	2
3:45 AM	0	0	0	0	0	0	0	1	0	0	0	1	0	2	0	0	0	2	0	0	0	0	0	0	3
Hourly Total	0	0	0	0	0	0	0	6	0	0	0	6	0	3	0	1	0	4	0	0	0	0	0	0	10
4:00 AM	0	0	0	0	0	0	0	1	3	0	0	4	0	1	0	1	0	2	0	0	0	0	0	0	6
4:15 AM	0	0	0	0	0	0	0	1	0	0	0	1	0	2	0	0	0	2	0	0	0	0	0	0	3
4:30 AM	0	0	0	0	0	0	0	1	1	1	0	3	0	2	0	2	0	4	0	0	1	0	0	1	8
4:45 AM	0	0	0	0	0	0	0	0	0	1	0	1	0	7	0	1	0	8	0	0	4	1	0	5	14
Hourly Total	0	0	0	0	0	0	0	3	4	2	0	9	0	12	0	4	0	16	0	0	5	1	0	6	31
5:00 AM	0	0	0	0	0	0	0	2	0	0	0	2	0	4	0	1	0	5	0	0	2	0	0	2	9
5:15 AM	0	0	0	0	0	0	0	3	1	0	0	4	0	4	0	1	0	5	0	0	0	0	0	0	9
5:30 AM	0	0	0	0	0	0	0	5	0	1	0	6	0	9	1	3	0	13	0	0	1	0	0	1	20
5:45 AM	0	0	0	0	0	0	0	11	0	3	0	14	1	10	3	1	0	15	0	0	2	0	0	2	31
Hourly Total	0	0	0	0	0	0	0	21	1	4	0	26	1	27	4	6	0	38	0	0	5	0	0	5	69
6:00 AM	0	0	0	0	0	0	0	3	2	0	0	5	0	8	4	0	0	12	0	0	1	0	0	1	18
6:15 AM	0	0	0	0	0	0	0	4	0	1	0	5	1	8	6	4	0	19	0	0	1	0	0	1	25
6:30 AM	0	0	0	0	0	0	0	5	0	1	0	6	0	15	4	1	0	20	0	0	0	0	0	0	26
6:45 AM	0	0	0	0	0	0	0	10	1	0	0	11	0	14	6	4	0	24	0	0	2	0	0	2	37
Hourly Total	0	0	0	0	0	0	0	22	3	2	0	27	1	45	20	9	0	75	0	0	4	0	0	4	106

EXIT 85 SOUTH SIDE

7:00 AM	0	0	0	0	0	0	0	1	0	1	0	2	2	9	8	3	0	22	0	0	2	0	0	2	26
7:15 AM	0	0	0	0	0	0	0	2	0	2	0	4	0	11	5	6	0	22	0	0	0	0	0	0	26
7:30 AM	0	0	0	0	0	0	0	8	0	2	0	10	0	14	6	4	0	24	0	0	2	0	0	2	36
7:45 AM	0	0	0	0	0	0	0	12	0	0	0	12	1	15	2	6	0	24	0	0	0	1	0	1	37
Hourly Total	0	0	0	0	0	0	0	23	0	5	0	28	3	49	21	19	0	92	0	0	4	1	0	5	125
8:00 AM	0	0	0	0	0	0	0	11	0	1	0	12	0	22	3	5	0	30	0	0	2	0	0	2	44
8:15 AM	0	0	0	0	0	0	0	9	1	3	0	13	0	10	4	4	0	18	0	0	2	1	0	3	34
8:30 AM	0	0	0	0	0	0	0	9	1	0	0	10	0	11	3	5	0	19	0	0	2	3	0	5	34
8:45 AM	0	0	0	0	0	0	0	12	1	0	0	13	0	17	5	4	0	26	0	0	3	0	0	3	42
Hourly Total	0	0	0	0	0	0	0	41	3	4	0	48	0	60	15	18	0	93	0	0	9	4	0	13	154
9:00 AM	0	0	0	0	0	0	0	7	1	0	0	8	0	12	2	5	0	19	0	0	9	0	0	9	36
9:15 AM	0	0	0	0	0	0	0	7	0	0	0	7	1	22	8	3	0	34	0	0	4	0	0	4	45
9:30 AM	0	0	0	0	0	0	0	13	0	1	0	14	0	21	8	7	0	36	0	0	3	2	0	5	55
9:45 AM	0	0	0	0	0	0	0	12	0	2	0	14	0	11	6	1	0	18	0	0	5	2	0	7	39
Hourly Total	0	0	0	0	0	0	0	39	1	3	0	43	1	66	24	16	0	107	0	0	21	4	0	25	175
10:00 AM	0	0	0	0	0	0	0	14	1	0	0	15	0	23	5	4	0	32	0	0	7	0	0	7	54
10:15 AM	0	0	0	0	0	0	0	10	0	0	0	10	1	20	5	4	0	30	0	0	5	0	0	5	45
10:30 AM	0	0	0	0	0	0	0	9	0	2	0	11	1	17	4	4	0	26	0	0	3	1	0	4	41
10:45 AM	0	0	0	0	0	0	0	14	1	1	0	16	0	14	3	3	0	20	0	0	5	0	0	5	41
Hourly Total	0	0	0	0	0	0	0	47	2	3	0	52	2	74	17	15	0	108	0	0	20	1	0	21	181
11:00 AM	0	0	0	0	0	0	0	11	0	2	0	13	1	18	10	6	0	35	0	0	5	4	0	9	57
11:15 AM	0	0	0	0	0	0	0	4	2	3	0	9	0	26	14	5	0	45	0	0	9	1	0	10	64
11:30 AM	0	0	0	0	0	0	0	9	0	4	0	13	0	22	16	4	0	42	0	0	12	2	0	14	69
11:45 AM	0	0	0	0	0	0	0	8	0	0	0	8	0	19	9	6	0	34	0	0	12	0	0	12	54
Hourly Total	0	0	0	0	0	0	0	32	2	9	0	43	1	85	49	21	0	156	0	0	38	7	0	45	244
12:00 PM	0	0	0	0	0	0	0	13	0	2	0	15	1	28	7	7	0	43	0	0	15	2	0	17	75
12:15 PM	0	0	0	0	0	0	0	12	1	4	0	17	0	18	15	4	0	37	0	0	18	1	0	19	73
12:30 PM	0	0	0	0	0	0	0	9	0	4	0	13	1	17	6	4	0	28	0	0	18	0	0	18	59
12:45 PM	0	0	0	0	0	0	0	21	2	1	0	24	0	23	9	8	0	40	0	0	5	2	0	7	71
Hourly Total	0	0	0	0	0	0	0	55	3	11	0	69	2	86	37	23	0	148	0	0	56	5	0	61	278
1:00 PM	0	0	0	0	0	0	0	17	0	4	0	21	0	28	6	9	0	43	0	0	8	2	0	10	74
1:15 PM	0	0	0	0	0	0	0	20	0	1	0	21	0	29	0	6	0	35	0	0	7	1	0	8	64
1:30 PM	0	0	0	0	0	0	0	15	0	0	0	15	0	17	5	9	0	31	0	0	4	1	0	5	51
1:45 PM	0	0	0	0	0	0	0	10	0	0	0	10	0	13	3	9	0	25	0	0	2	0	0	2	37
Hourly Total	0	0	0	0	0	0	0	62	0	5	0	67	0	87	14	33	0	134	0	0	21	4	0	25	226
2:00 PM	0	0	0	0	0	0	0	14	0	0	0	14	1	16	5	5	0	27	0	0	3	2	0	5	46
2:15 PM	0	0	0	0	0	0	0	12	0	0	0	12	0	28	4	7	0	39	0	0	3	0	0	3	54
2:30 PM	0	0	0	0	0	0	0	14	0	0	0	14	0	14	3	5	0	22	0	0	3	0	0	3	39
2:45 PM	0	0	0	0	0	0	0	14	0	0	0	14	0	21	3	5	0	29	0	0	4	1	0	5	48
Hourly Total	0	0	0	0	0	0	0	54	0	0	0	54	1	79	15	22	0	117	0	0	13	3	0	16	187
3:00 PM	0	0	0	0	0	0	0	13	2	1	0	16	1	22	4	1	0	28	0	0	2	1	0	3	47
3:15 PM	0	0	0	0	0	0	0	14	0	1	0	15	0	16	3	4	0	23	0	0	1	2	0	3	41
3:30 PM	0	0	0	0	0	0	0	13	0	0	0	13	0	24	1	7	0	32	0	0	8	2	0	10	55
3:45 PM	0	0	0	0	0	0	0	15	2	0	0	17	1	24	3	3	0	31	0	0	5	1	0	6	54
Hourly Total	0	0	0	0	0	0	0	55	4	2	0	61	2	86	11	15	0	114	0	0	16	6	0	22	197
4:00 PM	0	0	0	0	0	0	0	16	0	1	0	17	0	23	2	3	0	28	0	0	2	4	0	6	51
4:15 PM	0	0	0	0	0	0	0	14	0	2	0	16	1	23	0	3	0	27	0	0	1	3	0	4	47
4:30 PM	0	0	0	0	0	0	0	9	0	0	0	9	1	14	4	4	0	23	0	0	5	1	0	6	38
4:45 PM	0	0	0	0	0	0	0	7	0	0	0	7	0	36	1	0	0	37	0	0	3	2	0	5	49
Hourly Total	0	0	0	0	0	0	0	46	0	3	0	49	2	96	7	10	0	115	0	0	11	10	0	21	185
5:00 PM	0	0	0	0	0	0	0	22	0	0	0	22	0	20	1	4	0	25	0	0	12	6	0	18	65
5:15 PM	0	0	0	0	0	0	0	13	0	1	0	14	0	27	3	4	0	34	0	0	9	3	0	12	60

EXIT 85 SOUTH SIDE

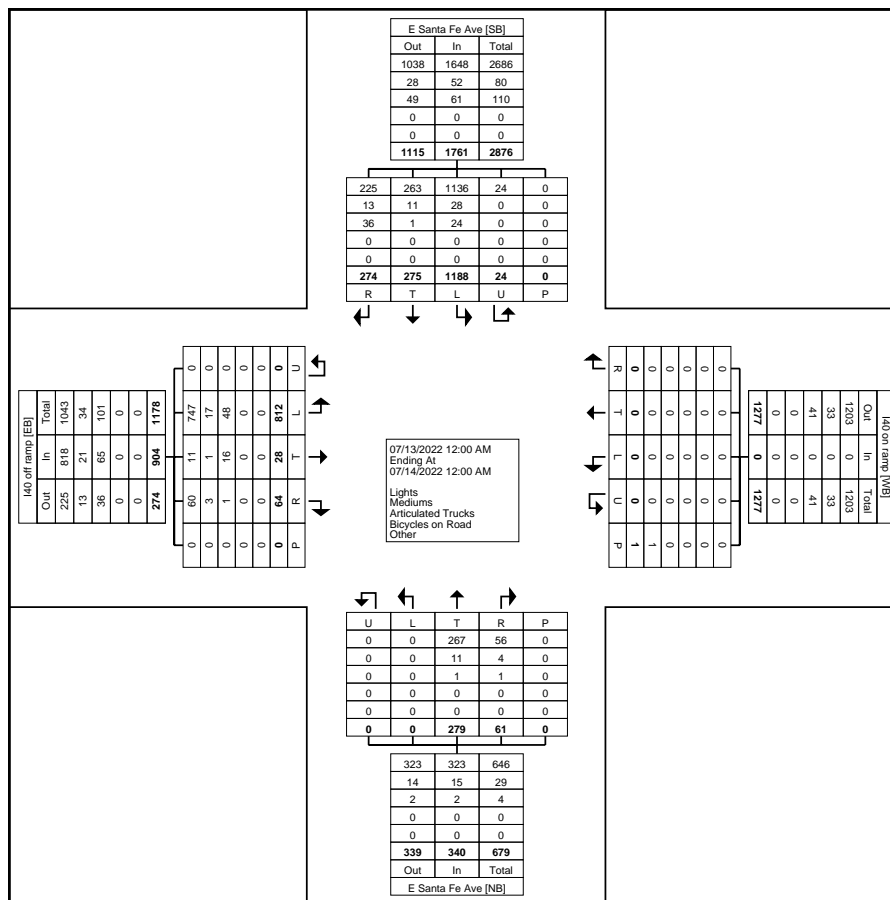
5:30 PM	0	0	0	0	0	0	0	17	0	0	0	17	0	18	2	2	0	22	0	0	2	0	0	2	41
5:45 PM	0	0	0	0	0	0	0	19	0	0	0	19	1	16	3	4	0	24	0	0	1	0	0	1	44
Hourly Total	0	0	0	0	0	0	0	71	0	1	0	72	1	81	9	14	0	105	0	0	24	9	0	33	210
6:00 PM	0	0	0	0	0	0	0	26	0	2	0	28	0	16	2	3	0	21	0	0	1	0	0	1	50
6:15 PM	0	0	0	0	0	0	0	15	0	3	0	18	1	15	3	0	0	19	0	0	2	0	0	2	39
6:30 PM	0	0	0	0	0	0	0	26	0	0	0	26	0	22	1	6	0	29	0	0	2	0	0	2	57
6:45 PM	0	0	0	0	0	0	0	11	0	0	0	11	0	12	2	2	0	16	0	0	6	1	0	7	34
Hourly Total	0	0	0	0	0	0	0	78	0	5	0	83	1	65	8	11	0	85	0	0	11	1	0	12	180
7:00 PM	0	0	0	0	0	0	0	9	1	1	0	11	2	13	2	2	0	19	0	0	1	0	0	1	31
7:15 PM	0	0	0	0	0	0	0	19	0	1	0	20	1	11	1	0	0	13	0	0	0	1	0	1	34
7:30 PM	0	0	0	0	1	0	0	10	0	0	0	10	0	14	3	1	0	18	0	0	1	1	0	2	30
7:45 PM	0	0	0	0	0	0	0	16	0	1	0	17	0	18	2	5	0	25	0	0	3	0	0	3	45
Hourly Total	0	0	0	0	1	0	0	54	1	3	0	58	3	56	8	8	0	75	0	0	5	2	0	7	140
8:00 PM	0	0	0	0	0	0	0	11	2	0	0	13	0	13	1	3	0	17	0	0	1	1	0	2	32
8:15 PM	0	0	0	0	0	0	0	9	0	0	0	9	1	15	2	3	0	21	0	0	3	0	0	3	33
8:30 PM	0	0	0	0	0	0	0	11	2	1	0	14	0	9	2	2	0	13	0	0	1	0	0	1	28
8:45 PM	0	0	0	0	0	0	0	9	0	0	0	9	0	10	1	2	0	13	0	0	0	0	0	0	22
Hourly Total	0	0	0	0	0	0	0	40	4	1	0	45	1	47	6	10	0	64	0	0	5	1	0	6	115
9:00 PM	0	0	0	0	0	0	0	9	0	1	0	10	0	13	0	1	0	14	0	0	0	0	0	0	24
9:15 PM	0	0	0	0	0	0	0	4	0	0	0	4	1	12	1	2	0	16	0	0	1	0	0	1	21
9:30 PM	0	0	0	0	0	0	0	4	0	0	0	4	0	9	0	3	0	12	0	0	2	0	0	2	18
9:45 PM	0	0	0	0	0	0	0	9	0	0	0	9	0	9	0	1	0	10	0	0	0	1	0	1	20
Hourly Total	0	0	0	0	0	0	0	26	0	1	0	27	1	43	1	7	0	52	0	0	3	1	0	4	83
10:00 PM	0	0	0	0	0	0	0	1	0	0	0	1	0	5	1	3	0	9	0	0	1	0	0	1	11
10:15 PM	0	0	0	0	0	0	0	6	0	0	0	6	0	13	1	2	0	16	0	0	0	0	0	0	22
10:30 PM	0	0	0	0	0	0	0	5	0	0	0	5	1	7	0	2	0	10	0	0	0	0	0	0	15
10:45 PM	0	0	0	0	0	0	0	2	0	0	0	2	0	4	1	1	0	6	0	0	0	1	0	1	9
Hourly Total	0	0	0	0	0	0	0	14	0	0	0	14	1	29	3	8	0	41	0	0	1	1	0	2	57
11:00 PM	0	0	0	0	0	0	0	3	0	0	0	3	0	3	3	0	0	6	0	0	3	0	0	3	12
11:15 PM	0	0	0	0	0	0	0	3	0	0	0	3	0	1	0	1	0	2	0	0	1	0	0	1	6
11:30 PM	0	0	0	0	0	0	0	2	0	0	0	2	0	0	0	0	0	0	0	0	0	0	0	0	2
11:45 PM	0	0	0	0	0	0	0	6	0	0	0	6	0	1	0	0	0	1	0	0	0	0	0	0	7
Hourly Total	0	0	0	0	0	0	0	14	0	0	0	14	0	5	3	1	0	9	0	0	4	0	0	4	27
Grand Total	0	0	0	0	1	0	0	812	28	64	0	904	24	1188	275	274	0	1761	0	0	279	61	0	340	3005
Approach %	0.0	0.0	0.0	0.0	-	-	0.0	89.8	3.1	7.1	-	-	1.4	67.5	15.6	15.6	-	-	0.0	0.0	82.1	17.9	-	-	-
Total %	0.0	0.0	0.0	0.0	-	0.0	0.0	27.0	0.9	2.1	-	30.1	0.8	39.5	9.2	9.1	-	58.6	0.0	0.0	9.3	2.0	-	11.3	-
Lights	0	0	0	0	-	0	0	747	11	60	-	818	24	1136	263	225	-	1648	0	0	267	56	-	323	2789
% Lights	-	-	-	-	-	-	-	92.0	39.3	93.8	-	90.5	100.0	95.6	95.6	82.1	-	93.6	-	-	95.7	91.8	-	95.0	92.8
Mediums	0	0	0	0	-	0	0	17	1	3	-	21	0	28	11	13	-	52	0	0	11	4	-	15	88
% Mediums	-	-	-	-	-	-	-	2.1	3.6	4.7	-	2.3	0.0	2.4	4.0	4.7	-	3.0	-	-	3.9	6.6	-	4.4	2.9
Articulated Trucks	0	0	0	0	-	0	0	48	16	1	-	65	0	24	1	36	-	61	0	0	1	1	-	2	128
% Articulated Trucks	-	-	-	-	-	-	-	5.9	57.1	1.6	-	7.2	0.0	2.0	0.4	13.1	-	3.5	-	-	0.4	1.6	-	0.6	4.3
Bicycles on Road	0	0	0	0	-	0	0	0	0	0	-	0	0	0	0	0	-	0	0	0	0	0	-	0	0
% Bicycles on Road	-	-	-	-	-	-	-	0.0	0.0	0.0	-	0.0	0.0	0.0	0.0	0.0	-	0.0	-	-	0.0	0.0	-	0.0	0.0
Bicycles on Crosswalk	-	-	-	-	0	-	-	-	-	-	0	-	-	-	-	-	0	-	-	-	-	-	0	-	-
% Bicycles on Crosswalk	-	-	-	-	0.0	-	-	-	-	-	-	-	-	-	-	-	-	-	-	-	-	-	-	-	-
Pedestrians	-	-	-	-	1	-	-	-	-	-	0	-	-	-	-	-	0	-	-	-	-	-	0	-	-
% Pedestrians	-	-	-	-	100.0	-	-	-	-	-	-	-	-	-	-	-	-	-	-	-	-	-	-	-	-

EXIT 85 SOUTH SIDE



Lee Engineering, LLC
 Phoenix, Arizona - Dallas, Texas
 Oklahoma City, Oklahoma - San Antonio, Texas
 Albuquerque, New Mexico, United States 87113
 5053380988 pbarricklow@lee-eng.com

Count Name: NM320.01 I-40 Phase A
 Site Code:
 Start Date: 07/13/2022
 Page No: 4



Turning Movement Data Plot

EXIT 85 SOUTH SIDE



Lee Engineering, LLC
 Phoenix, Arizona - Dallas, Texas
 Oklahoma City, Oklahoma - San Antonio, Texas
 Albuquerque, New Mexico, United States 87113
 5053380988 pbarricklow@lee-eng.com

Count Name: NM320.01 I-40 Phase A
 Site Code:
 Start Date: 07/13/2022
 Page No: 5

Turning Movement Peak Hour Data (11:00 AM)

Start Time	I40 on ramp Westbound						I40 off ramp Eastbound						E Santa Fe Ave Southbound						E Santa Fe Ave Northbound						Int. Total
	U-Turn	Left	Thru	Right	Peds	App. Total	U-Turn	Left	Thru	Right	Peds	App. Total	U-Turn	Left	Thru	Right	Peds	App. Total	U-Turn	Left	Thru	Right	Peds	App. Total	
11:00 AM	0	0	0	0	0	0	0	11	0	2	0	13	1	18	10	6	0	35	0	0	5	4	0	9	57
11:15 AM	0	0	0	0	0	0	0	4	2	3	0	9	0	26	14	5	0	45	0	0	9	1	0	10	64
11:30 AM	0	0	0	0	0	0	0	9	0	4	0	13	0	22	16	4	0	42	0	0	12	2	0	14	69
11:45 AM	0	0	0	0	0	0	0	8	0	0	0	8	0	19	9	6	0	34	0	0	12	0	0	12	54
Total	0	0	0	0	0	0	0	32	2	9	0	43	1	85	49	21	0	156	0	0	38	7	0	45	244
Approach %	0.0	0.0	0.0	0.0	-	-	0.0	74.4	4.7	20.9	-	-	0.6	54.5	31.4	13.5	-	-	0.0	0.0	84.4	15.6	-	-	-
Total %	0.0	0.0	0.0	0.0	-	0.0	0.0	13.1	0.8	3.7	-	17.6	0.4	34.8	20.1	8.6	-	63.9	0.0	0.0	15.6	2.9	-	18.4	-
PHF	0.000	0.000	0.000	0.000	-	0.000	0.000	0.727	0.250	0.563	-	0.827	0.250	0.817	0.766	0.875	-	0.867	0.000	0.000	0.792	0.438	-	0.804	0.884
Lights	0	0	0	0	-	0	0	26	1	8	-	35	1	80	47	16	-	144	0	0	35	7	-	42	221
% Lights	-	-	-	-	-	-	-	81.3	50.0	88.9	-	81.4	100.0	94.1	95.9	76.2	-	92.3	-	-	92.1	100.0	-	93.3	90.6
Mediums	0	0	0	0	-	0	0	1	1	1	-	3	0	3	2	3	-	8	0	0	3	0	-	3	14
% Mediums	-	-	-	-	-	-	-	3.1	50.0	11.1	-	7.0	0.0	3.5	4.1	14.3	-	5.1	-	-	7.9	0.0	-	6.7	5.7
Articulated Trucks	0	0	0	0	-	0	0	5	0	0	-	5	0	2	0	2	-	4	0	0	0	0	-	0	9
% Articulated Trucks	-	-	-	-	-	-	-	15.6	0.0	0.0	-	11.6	0.0	2.4	0.0	9.5	-	2.6	-	-	0.0	0.0	-	0.0	3.7
Bicycles on Road	0	0	0	0	-	0	0	0	0	0	-	0	0	0	0	0	-	0	0	0	0	0	-	0	0
% Bicycles on Road	-	-	-	-	-	-	-	0.0	0.0	0.0	-	0.0	0.0	0.0	0.0	0.0	-	0.0	-	-	0.0	0.0	-	0.0	0.0
Bicycles on Crosswalk	-	-	-	-	0	-	-	-	-	-	0	-	-	-	-	-	0	-	-	-	-	-	0	-	-
% Bicycles on Crosswalk	-	-	-	-	-	-	-	-	-	-	-	-	-	-	-	-	-	-	-	-	-	-	-	-	-
Pedestrians	-	-	-	-	0	-	-	-	-	-	0	-	-	-	-	-	0	-	-	-	-	-	0	-	-
% Pedestrians	-	-	-	-	-	-	-	-	-	-	-	-	-	-	-	-	-	-	-	-	-	-	-	-	-

EXIT 85 SOUTH SIDE



Lee Engineering, LLC
 Phoenix, Arizona - Dallas, Texas
 Oklahoma City, Oklahoma - San Antonio, Texas
 Albuquerque, New Mexico, United States 87113
 5053380988 pbarricklow@lee-eng.com

Count Name: NM320.01 I-40 Phase A
 Site Code:
 Start Date: 07/13/2022
 Page No: 7

Turning Movement Peak Hour Data (12:00 PM)

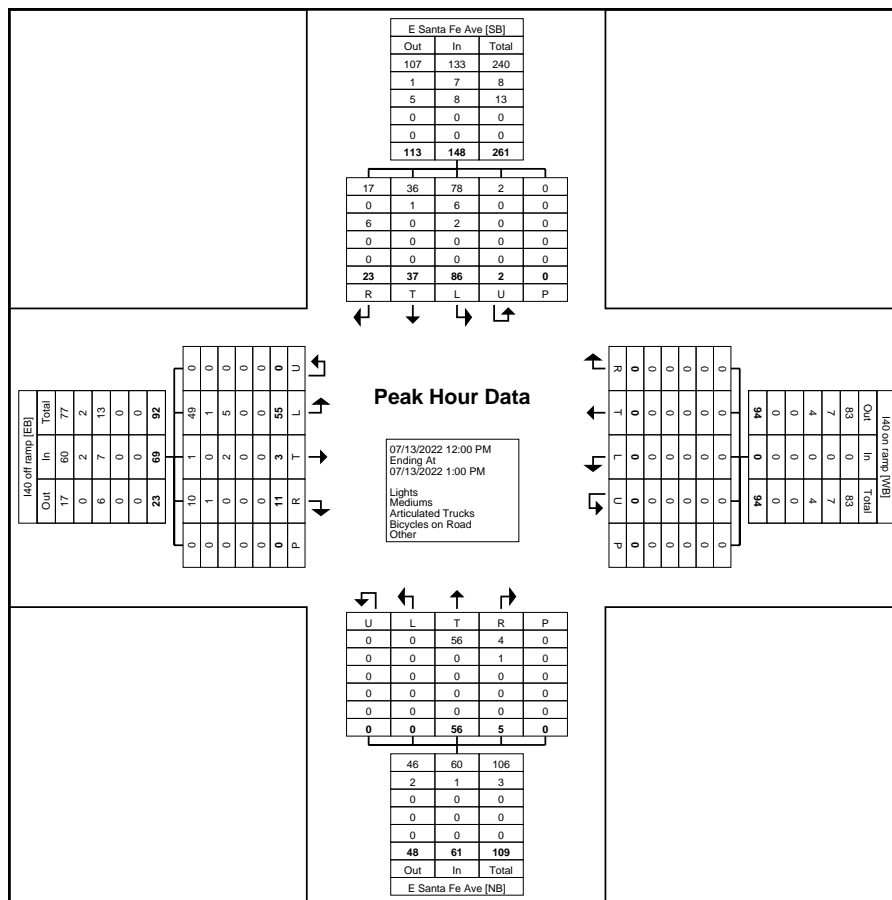
Start Time	I40 on ramp Westbound						I40 off ramp Eastbound						E Santa Fe Ave Southbound						E Santa Fe Ave Northbound						Int. Total
	U-Turn	Left	Thru	Right	Peds	App. Total	U-Turn	Left	Thru	Right	Peds	App. Total	U-Turn	Left	Thru	Right	Peds	App. Total	U-Turn	Left	Thru	Right	Peds	App. Total	
12:00 PM	0	0	0	0	0	0	0	13	0	2	0	15	1	28	7	7	0	43	0	0	15	2	0	17	75
12:15 PM	0	0	0	0	0	0	0	12	1	4	0	17	0	18	15	4	0	37	0	0	18	1	0	19	73
12:30 PM	0	0	0	0	0	0	0	9	0	4	0	13	1	17	6	4	0	28	0	0	18	0	0	18	59
12:45 PM	0	0	0	0	0	0	0	21	2	1	0	24	0	23	9	8	0	40	0	0	5	2	0	7	71
Total	0	0	0	0	0	0	0	55	3	11	0	69	2	86	37	23	0	148	0	0	56	5	0	61	278
Approach %	0.0	0.0	0.0	0.0	-	-	0.0	79.7	4.3	15.9	-	-	1.4	58.1	25.0	15.5	-	-	0.0	0.0	91.8	8.2	-	-	-
Total %	0.0	0.0	0.0	0.0	-	0.0	0.0	19.8	1.1	4.0	-	24.8	0.7	30.9	13.3	8.3	-	53.2	0.0	0.0	20.1	1.8	-	21.9	-
PHF	0.000	0.000	0.000	0.000	-	0.000	0.000	0.655	0.375	0.688	-	0.719	0.500	0.768	0.617	0.719	-	0.860	0.000	0.000	0.778	0.625	-	0.803	0.927
Lights	0	0	0	0	-	0	0	49	1	10	-	60	2	78	36	17	-	133	0	0	56	4	-	60	253
% Lights	-	-	-	-	-	-	-	89.1	33.3	90.9	-	87.0	100.0	90.7	97.3	73.9	-	89.9	-	-	100.0	80.0	-	98.4	91.0
Mediums	0	0	0	0	-	0	0	1	0	1	-	2	0	6	1	0	-	7	0	0	0	1	-	1	10
% Mediums	-	-	-	-	-	-	-	1.8	0.0	9.1	-	2.9	0.0	7.0	2.7	0.0	-	4.7	-	-	0.0	20.0	-	1.6	3.6
Articulated Trucks	0	0	0	0	-	0	0	5	2	0	-	7	0	2	0	6	-	8	0	0	0	0	-	0	15
% Articulated Trucks	-	-	-	-	-	-	-	9.1	66.7	0.0	-	10.1	0.0	2.3	0.0	26.1	-	5.4	-	-	0.0	0.0	-	0.0	5.4
Bicycles on Road	0	0	0	0	-	0	0	0	0	0	-	0	0	0	0	0	-	0	0	0	0	0	-	0	0
% Bicycles on Road	-	-	-	-	-	-	-	0.0	0.0	0.0	-	0.0	0.0	0.0	0.0	0.0	-	0.0	-	-	0.0	0.0	-	0.0	0.0
Bicycles on Crosswalk	-	-	-	-	0	-	-	-	-	-	0	-	-	-	-	-	0	-	-	-	-	-	0	-	-
% Bicycles on Crosswalk	-	-	-	-	-	-	-	-	-	-	-	-	-	-	-	-	-	-	-	-	-	-	-	-	-
Pedestrians	-	-	-	-	0	-	-	-	-	-	0	-	-	-	-	-	0	-	-	-	-	-	0	-	-
% Pedestrians	-	-	-	-	-	-	-	-	-	-	-	-	-	-	-	-	-	-	-	-	-	-	-	-	-

EXIT 85 SOUTH SIDE



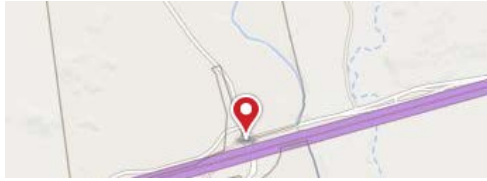
Lee Engineering, LLC
 Phoenix, Arizona - Dallas, Texas
 Oklahoma City, Oklahoma - San Antonio, Texas
 Albuquerque, New Mexico, United States 87113
 5053380988 pbarricklow@lee-eng.com

Count Name: NM320.01 I-40 Phase A
 Site Code:
 Start Date: 07/13/2022
 Page No: 8



Turning Movement Peak Hour Data Plot (12:00 PM)

EXIT 140 NORTH SIDE ROUNDABOUT



Lee Engineering, LLC
 Phoenix, Arizona - Dallas, Texas
 Oklahoma City, Oklahoma - San Antonio, Texas
 Albuquerque, New Mexico, United States 87113
 5053380988 pbarricklow@lee-eng.com

Count Name: NM320.01 I-40 Phase A
 Site Code:
 Start Date: 08/04/2022
 Page No: 1

Turning Movement Data

Start Time	Central Ave Westbound						Central Ave Eastbound						Indian Service Rd Southbound						Indian Service Rd Northbound						Int. Total
	U-Turn	Left	Thru	Right	Peds	App. Total	U-Turn	Left	Thru	Right	Peds	App. Total	U-Turn	Left	Thru	Right	Peds	App. Total	U-Turn	Left	Thru	Right	Peds	App. Total	
12:00 AM	0	11	0	2	0	13	0	0	0	0	0	0	0	0	2	0	0	2	1	8	2	2	0	13	28
12:15 AM	0	10	0	0	0	10	0	0	0	0	0	0	0	0	1	0	0	1	0	4	2	3	0	9	20
12:30 AM	0	8	0	1	0	9	0	0	0	0	0	0	0	0	0	0	0	0	0	6	0	3	0	9	18
12:45 AM	0	9	0	1	0	10	0	0	0	0	0	0	0	0	0	0	0	0	0	3	2	2	0	7	17
Hourly Total	0	38	0	4	0	42	0	0	0	0	0	0	0	0	3	0	0	3	1	21	6	10	0	38	83
1:00 AM	0	6	1	3	0	10	0	0	0	0	0	0	0	0	1	1	0	2	0	5	1	4	0	10	22
1:15 AM	0	7	0	0	0	7	0	0	0	0	0	0	0	0	0	0	0	0	0	1	2	2	0	5	12
1:30 AM	0	4	1	0	0	5	0	0	0	0	0	0	0	0	0	0	0	0	1	2	0	4	0	7	12
1:45 AM	0	4	0	1	0	5	0	0	0	0	0	0	0	0	0	0	0	0	2	3	0	2	0	7	12
Hourly Total	0	21	2	4	0	27	0	0	0	0	0	0	0	0	1	1	0	2	3	11	3	12	0	29	58
2:00 AM	0	5	0	0	0	5	0	0	0	0	0	0	0	0	0	0	0	0	1	4	1	7	0	13	18
2:15 AM	0	3	0	0	0	3	0	0	0	0	0	0	0	0	0	0	0	0	0	1	0	8	0	9	12
2:30 AM	0	2	0	2	0	4	0	0	0	0	0	0	0	0	2	0	2	2	0	4	1	4	0	9	15
2:45 AM	0	5	0	0	0	5	0	0	0	0	0	0	0	3	0	0	3	0	2	0	2	0	4	12	
Hourly Total	0	15	0	2	0	17	0	0	0	0	0	0	0	3	2	0	5	1	11	2	21	0	35	57	
3:00 AM	0	6	1	0	0	7	0	0	0	0	0	0	0	1	0	0	1	0	2	0	2	0	4	12	
3:15 AM	0	0	1	1	0	2	0	0	0	0	0	0	0	0	0	0	0	0	2	0	0	0	0	2	4
3:30 AM	0	8	2	1	0	11	0	0	0	0	0	0	0	0	0	0	0	0	1	0	0	0	0	1	12
3:45 AM	0	5	0	0	0	5	0	0	0	0	0	0	0	1	2	0	3	0	0	0	1	0	1	9	
Hourly Total	0	19	4	2	0	25	0	0	0	0	0	0	0	1	3	0	4	0	5	0	3	0	8	37	
4:00 AM	0	2	1	1	0	4	0	0	0	0	0	0	0	0	1	0	0	1	0	2	0	1	0	3	8
4:15 AM	0	2	0	2	0	4	0	0	0	0	0	0	0	0	1	0	0	1	0	0	0	1	0	1	6
4:30 AM	0	2	2	0	0	4	0	0	0	0	0	0	0	1	0	0	1	0	2	0	0	0	0	2	7
4:45 AM	0	3	0	0	0	3	0	0	0	0	0	0	0	0	3	0	0	3	0	1	0	1	0	2	8
Hourly Total	0	9	3	3	0	15	0	0	0	0	0	0	0	0	6	0	0	6	0	5	0	3	0	8	29
5:00 AM	0	2	2	0	0	4	0	0	0	0	0	0	0	3	0	0	3	0	0	0	2	0	2	9	
5:15 AM	0	4	1	1	0	6	0	0	0	0	0	0	0	4	2	0	6	0	3	0	1	0	4	16	
5:30 AM	0	5	0	0	0	5	0	0	0	0	0	0	0	1	8	0	9	1	3	1	4	0	9	23	
5:45 AM	0	10	3	1	0	14	0	0	0	0	0	0	0	0	3	0	3	0	7	0	0	0	7	24	
Hourly Total	0	21	6	2	0	29	0	0	0	0	0	0	0	1	18	2	0	21	1	13	1	7	0	22	72
6:00 AM	0	6	0	0	0	6	0	0	0	0	0	0	0	1	7	0	8	0	2	0	2	0	4	18	
6:15 AM	0	16	1	0	0	17	0	0	0	0	0	0	0	4	3	0	7	0	4	1	3	0	8	32	
6:30 AM	0	14	3	4	0	21	0	0	0	0	0	0	0	5	9	1	15	0	6	1	1	0	8	44	
6:45 AM	0	17	3	8	0	28	0	0	0	0	0	0	0	3	9	4	16	1	7	2	2	0	12	56	
Hourly Total	0	53	7	12	0	72	0	0	0	0	0	0	0	13	28	5	0	46	1	19	4	8	0	32	150

EXIT 140 NORTH SIDE ROUNDABOUT

7:00 AM	0	6	10	1	0	17	0	0	0	0	0	0	0	2	4	0	0	6	2	3	0	2	0	7	30
7:15 AM	0	16	8	3	0	27	0	0	0	0	0	0	0	4	3	1	0	8	0	5	1	2	0	8	43
7:30 AM	0	20	13	1	0	34	0	0	0	0	0	0	0	3	8	2	0	13	0	4	1	3	0	8	55
7:45 AM	0	19	9	2	0	30	0	0	0	0	0	0	0	3	4	1	0	8	1	8	0	3	0	12	50
Hourly Total	0	61	40	7	0	108	0	0	0	0	0	0	0	12	19	4	0	35	3	20	2	10	0	35	178
8:00 AM	0	17	7	4	0	28	0	0	0	0	0	0	0	5	7	0	0	12	0	10	0	3	0	13	53
8:15 AM	0	15	6	0	0	21	0	0	0	0	0	0	0	2	3	2	0	7	0	17	0	3	0	20	48
8:30 AM	0	16	8	1	0	25	0	0	0	0	0	0	0	2	10	1	0	13	1	10	0	1	0	12	50
8:45 AM	0	19	5	1	0	25	0	0	0	0	0	0	0	2	7	0	0	9	0	10	2	4	0	16	50
Hourly Total	0	67	26	6	0	99	0	0	0	0	0	0	0	11	27	3	0	41	1	47	2	11	0	61	201
9:00 AM	0	14	7	1	0	22	0	0	0	0	0	0	0	3	10	1	0	14	0	7	0	5	0	12	48
9:15 AM	0	17	7	4	0	28	0	0	0	0	0	0	0	3	2	1	0	6	0	3	0	2	0	5	39
9:30 AM	0	16	3	2	0	21	0	0	0	0	0	0	0	2	5	0	0	7	1	6	2	6	0	15	43
9:45 AM	0	23	14	2	0	39	0	0	0	0	0	0	0	1	5	1	0	7	0	6	0	4	0	10	56
Hourly Total	0	70	31	9	0	110	0	0	0	0	0	0	0	9	22	3	0	34	1	22	2	17	0	42	186
10:00 AM	0	24	8	2	0	34	0	0	0	0	0	0	0	3	3	3	0	9	0	9	1	7	0	17	60
10:15 AM	0	20	7	1	0	28	0	0	0	0	0	0	0	2	1	1	0	4	0	8	0	1	0	9	41
10:30 AM	0	19	9	2	0	30	0	0	0	0	0	0	0	0	5	1	0	6	1	11	0	4	0	16	52
10:45 AM	0	24	12	2	0	38	0	0	0	0	0	0	0	2	5	2	0	9	0	6	1	5	0	12	59
Hourly Total	0	87	36	7	0	130	0	0	0	0	0	0	0	7	14	7	0	28	1	34	2	17	0	54	212
11:00 AM	0	25	10	4	0	39	0	0	0	0	0	0	0	5	7	6	0	18	0	11	2	7	0	20	77
11:15 AM	0	30	10	3	0	43	0	0	0	0	0	0	0	0	5	2	0	7	2	11	2	4	0	19	69
11:30 AM	0	26	17	1	0	44	0	0	0	0	0	0	0	0	8	0	0	8	0	8	1	5	0	14	66
11:45 AM	0	36	9	2	0	47	0	0	0	0	0	0	0	4	3	1	0	8	0	3	2	7	0	12	67
Hourly Total	0	117	46	10	0	173	0	0	0	0	0	0	0	9	23	9	0	41	2	33	7	23	0	65	279
12:00 PM	0	28	10	6	0	44	0	0	0	0	0	0	0	1	4	2	0	7	0	6	0	6	0	12	63
12:15 PM	0	26	13	1	0	40	0	0	0	0	0	0	0	3	6	0	0	9	0	7	1	11	0	19	68
12:30 PM	0	38	16	3	0	57	0	0	0	0	0	0	0	3	14	1	0	18	0	9	0	5	0	14	89
12:45 PM	0	43	12	6	0	61	0	0	0	0	0	0	0	1	10	2	0	13	0	11	1	9	0	21	95
Hourly Total	0	135	51	16	0	202	0	0	0	0	0	0	0	8	34	5	0	47	0	33	2	31	0	66	315
1:00 PM	1	46	17	5	0	69	0	0	0	0	0	0	0	4	4	1	0	9	0	4	0	10	0	14	92
1:15 PM	0	45	13	4	0	62	0	0	0	0	0	0	0	0	7	0	0	7	0	16	0	9	0	25	94
1:30 PM	1	45	8	3	0	57	0	0	0	0	0	0	0	2	0	0	0	2	0	13	2	6	0	21	80
1:45 PM	0	25	6	9	0	40	0	0	0	0	0	0	0	1	9	0	0	10	0	14	0	10	0	24	74
Hourly Total	2	161	44	21	0	228	0	0	0	0	0	0	0	7	20	1	0	28	0	47	2	35	0	84	340
2:00 PM	0	32	9	8	0	49	0	0	0	0	0	0	0	3	0	4	0	7	0	5	0	12	0	17	73
2:15 PM	0	37	9	8	0	54	0	0	0	0	0	0	0	3	7	3	0	13	0	3	1	8	0	12	79
2:30 PM	0	49	15	9	0	73	0	0	0	0	0	0	1	1	7	5	0	14	0	12	1	6	0	19	106
2:45 PM	0	42	9	11	0	62	0	0	0	0	0	0	0	2	6	0	0	8	0	15	2	10	0	27	97
Hourly Total	0	160	42	36	0	238	0	0	0	0	0	0	1	9	20	12	0	42	0	35	4	36	0	75	355
3:00 PM	0	35	21	4	0	60	0	0	0	0	0	0	0	2	6	4	0	12	0	14	2	5	0	21	93
3:15 PM	0	26	11	10	0	47	0	0	0	0	0	0	0	1	10	0	0	11	0	9	1	11	0	21	79
3:30 PM	0	42	9	5	0	56	0	0	0	0	0	0	0	1	5	4	0	10	0	12	1	10	0	23	89
3:45 PM	0	37	11	6	0	54	0	0	0	0	0	0	0	3	4	0	0	7	0	12	1	5	0	18	79
Hourly Total	0	140	52	25	0	217	0	0	0	0	0	0	0	7	25	8	0	40	0	47	5	31	0	83	340
4:00 PM	0	39	17	15	0	71	0	0	0	0	0	0	0	2	0	2	0	4	0	11	3	11	0	25	100
4:15 PM	0	41	2	11	0	54	0	0	0	0	0	0	0	1	8	1	0	10	0	17	2	9	0	28	92
4:30 PM	0	40	11	11	0	62	0	0	0	0	0	0	0	1	5	1	0	7	0	13	1	10	0	24	93
4:45 PM	0	49	12	10	0	71	0	0	0	0	0	0	0	3	6	1	0	10	0	15	3	7	0	25	106
Hourly Total	0	169	42	47	0	258	0	0	0	0	0	0	0	7	19	5	0	31	0	56	9	37	0	102	391
5:00 PM	0	46	11	12	0	69	0	0	0	0	0	0	0	5	4	0	0	9	0	11	2	12	0	25	103
5:15 PM	0	41	13	14	0	68	0	0	0	0	0	0	0	1	7	1	0	9	0	16	2	8	0	26	103

EXIT 140 NORTH SIDE ROUNDABOUT

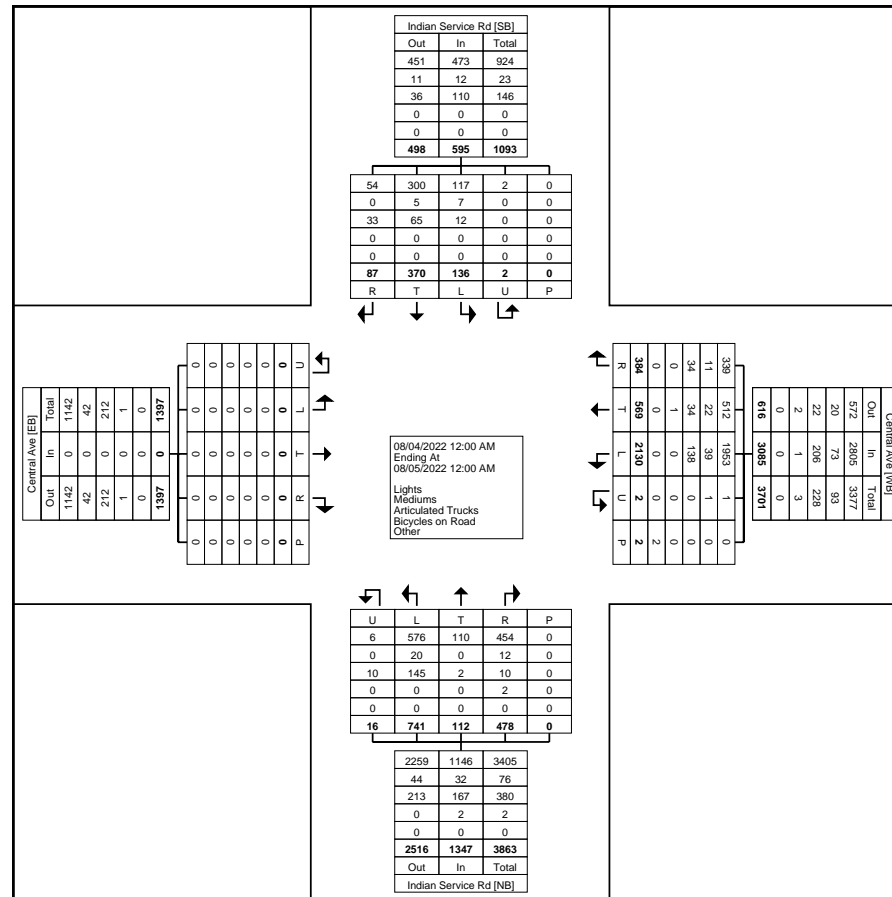
5:30 PM	0	44	15	8	0	67	0	0	0	0	0	0	0	3	5	2	0	10	0	13	1	9	0	23	100
5:45 PM	0	48	7	15	0	70	0	0	0	0	0	0	0	2	5	1	0	8	0	13	2	6	0	21	99
Hourly Total	0	179	46	49	0	274	0	0	0	0	0	0	0	11	21	4	0	36	0	53	7	35	0	95	405
6:00 PM	0	49	6	10	0	65	0	0	0	0	0	0	0	6	9	0	0	15	0	8	5	8	0	21	101
6:15 PM	0	47	9	6	0	62	0	0	0	0	0	0	1	1	3	1	0	6	0	15	1	8	0	24	92
6:30 PM	0	57	2	11	0	70	0	0	0	0	0	0	0	2	7	0	0	9	0	10	1	6	0	17	96
6:45 PM	0	34	10	10	0	54	0	0	0	0	0	0	0	0	5	1	0	6	0	14	3	9	0	26	86
Hourly Total	0	187	27	37	0	251	0	0	0	0	0	0	1	9	24	2	0	36	0	47	10	31	0	88	375
7:00 PM	0	39	11	11	0	61	0	0	0	0	0	0	0	0	3	1	0	4	0	10	2	8	0	20	85
7:15 PM	0	29	7	5	0	41	0	0	0	0	0	0	0	1	2	1	0	4	0	8	3	9	0	20	65
7:30 PM	0	34	3	7	0	44	0	0	0	0	0	0	0	3	2	1	0	6	0	9	2	6	0	17	67
7:45 PM	0	23	7	12	0	42	0	0	0	0	0	0	0	1	5	0	0	6	0	9	3	4	0	16	64
Hourly Total	0	125	28	35	0	188	0	0	0	0	0	0	0	5	12	3	0	20	0	36	10	27	0	73	281
8:00 PM	0	33	5	3	0	41	0	0	0	0	0	0	0	2	7	0	0	9	0	6	4	3	0	13	63
8:15 PM	0	20	6	3	0	29	0	0	0	0	0	0	0	1	0	1	0	2	0	10	2	5	0	17	48
8:30 PM	0	25	1	9	0	35	0	0	0	0	0	0	0	1	2	0	0	3	0	16	0	3	0	19	57
8:45 PM	0	20	4	7	0	31	0	0	0	0	0	0	0	0	2	0	0	2	0	10	3	6	0	19	52
Hourly Total	0	98	16	22	0	136	0	0	0	0	0	0	0	4	11	1	0	16	0	42	9	17	0	68	220
9:00 PM	0	23	3	5	2	31	0	0	0	0	0	0	0	0	1	0	0	1	0	11	2	4	0	17	49
9:15 PM	0	19	4	8	0	31	0	0	0	0	0	0	0	3	3	1	0	7	0	5	2	7	0	14	52
9:30 PM	0	24	3	2	0	29	0	0	0	0	0	0	0	1	0	3	0	4	0	11	1	9	0	21	54
9:45 PM	0	16	0	1	0	17	0	0	0	0	0	0	0	0	1	1	0	2	0	11	4	5	0	20	39
Hourly Total	0	82	10	16	2	108	0	0	0	0	0	0	0	4	5	5	0	14	0	38	9	25	0	72	194
10:00 PM	0	16	4	3	0	23	0	0	0	0	0	0	0	0	0	3	0	3	0	7	2	6	0	15	41
10:15 PM	0	19	0	0	0	19	0	0	0	0	0	0	0	0	0	0	0	0	0	9	0	7	0	16	35
10:30 PM	0	10	0	2	0	12	0	0	0	0	0	0	0	0	3	0	0	3	0	10	4	4	0	18	33
10:45 PM	0	17	2	2	0	21	0	0	0	0	0	0	0	2	4	0	0	6	0	13	1	1	0	15	42
Hourly Total	0	62	6	7	0	75	0	0	0	0	0	0	0	2	7	3	0	12	0	39	7	18	0	64	151
11:00 PM	0	15	2	1	0	18	0	0	0	0	0	0	0	0	2	1	0	3	0	13	4	3	0	20	41
11:15 PM	0	11	2	2	0	15	0	0	0	0	0	0	0	0	0	1	0	1	0	10	2	4	0	16	32
11:30 PM	0	11	0	1	0	12	0	0	0	0	0	0	0	0	1	0	0	1	1	3	1	4	0	9	22
11:45 PM	0	17	0	1	0	18	0	0	0	0	0	0	0	0	2	0	0	2	0	1	0	2	0	3	23
Hourly Total	0	54	4	5	0	63	0	0	0	0	0	0	0	0	5	2	0	7	1	27	7	13	0	48	118
Grand Total	2	2130	569	384	2	3085	0	0	0	0	0	0	2	136	370	87	0	595	16	741	112	478	0	1347	5027
Approach %	0.1	69.0	18.4	12.4	-	-	0.0	0.0	0.0	0.0	-	-	0.3	22.9	62.2	14.6	-	-	1.2	55.0	8.3	35.5	-	-	-
Total %	0.0	42.4	11.3	7.6	-	61.4	0.0	0.0	0.0	0.0	-	0.0	0.0	2.7	7.4	1.7	-	11.8	0.3	14.7	2.2	9.5	-	26.8	-
Lights	1	1953	512	339	-	2805	0	0	0	0	-	0	2	117	300	54	-	473	6	576	110	454	-	1146	4424
% Lights	50.0	91.7	90.0	88.3	-	90.9	-	-	-	-	-	-	100.0	86.0	81.1	62.1	-	79.5	37.5	77.7	98.2	95.0	-	85.1	88.0
Mediums	1	39	22	11	-	73	0	0	0	0	-	0	0	7	5	0	-	12	0	20	0	12	-	32	117
% Mediums	50.0	1.8	3.9	2.9	-	2.4	-	-	-	-	-	-	0.0	5.1	1.4	0.0	-	2.0	0.0	2.7	0.0	2.5	-	2.4	2.3
Articulated Trucks	0	138	34	34	-	206	0	0	0	0	-	0	0	12	65	33	-	110	10	145	2	10	-	167	483
% Articulated Trucks	0.0	6.5	6.0	8.9	-	6.7	-	-	-	-	-	-	0.0	8.8	17.6	37.9	-	18.5	62.5	19.6	1.8	2.1	-	12.4	9.6
Bicycles on Road	0	0	1	0	-	1	0	0	0	0	-	0	0	0	0	0	-	0	0	0	0	2	-	2	3
% Bicycles on Road	0.0	0.0	0.2	0.0	-	0.0	-	-	-	-	-	-	0.0	0.0	0.0	0.0	-	0.0	0.0	0.0	0.0	0.4	-	0.1	0.1
Bicycles on Crosswalk	-	-	-	-	0	-	-	-	-	-	0	-	-	-	-	-	0	-	-	-	-	-	0	-	-
% Bicycles on Crosswalk	-	-	-	-	0.0	-	-	-	-	-	-	-	-	-	-	-	-	-	-	-	-	-	-	-	-
Pedestrians	-	-	-	-	2	-	-	-	-	-	0	-	-	-	-	-	0	-	-	-	-	0	-	-	-
% Pedestrians	-	-	-	-	100.0	-	-	-	-	-	-	-	-	-	-	-	-	-	-	-	-	-	-	-	-

EXIT 140 NORTH SIDE ROUNDABOUT



Lee Engineering, LLC
 Phoenix, Arizona - Dallas, Texas
 Oklahoma City, Oklahoma - San Antonio, Texas
 Albuquerque, New Mexico, United States 87113
 5053380988 pbarricklow@lee-eng.com

Count Name: NM320.01 I-40 Phase A
 Site Code:
 Start Date: 08/04/2022
 Page No: 4



Turning Movement Data Plot

EXIT 140 NORTH SIDE ROUNDABOUT



Lee Engineering, LLC
 Phoenix, Arizona - Dallas, Texas
 Oklahoma City, Oklahoma - San Antonio, Texas
 Albuquerque, New Mexico, United States 87113
 5053380988 pbarricklow@lee-eng.com

Count Name: NM320.01 I-40 Phase A
 Site Code:
 Start Date: 08/04/2022
 Page No: 5

Approach Data

Start Time	Sb Street Southbound						Wb Street Westbound						Nb Street Northbound						Eb Street Eastbound					
	Peds CCW	Peds CW	Circulating	Out	In	Next	Peds CCW	Peds CW	Circulating	Out	In	Next	Peds CCW	Peds CW	Circulating	Out	In	Next	Peds CCW	Peds CW	Circulating	Out	In	Next
12:00 AM	0	0	20	4	1	0	0	0	11	2	13	11	0	0	0	15	13	2	0	0	12	8	0	0
12:15 AM	0	0	14	2	2	0	0	0	7	3	10	10	0	0	0	11	10	2	0	0	13	4	0	0
12:30 AM	0	0	14	1	0	0	0	0	5	3	9	8	0	0	0	8	8	0	0	0	8	6	0	0
12:45 AM	0	0	12	3	0	0	0	0	6	2	10	9	0	0	0	8	8	2	0	0	9	3	0	0
Hourly Total	0	0	60	10	3	0	0	0	29	10	42	38	0	0	0	42	39	6	0	0	42	21	0	0
1:00 AM	0	0	12	5	1	1	0	0	6	4	10	6	0	0	0	8	10	1	0	0	6	8	0	0
1:15 AM	0	0	9	2	0	0	0	0	3	2	8	7	0	0	0	7	5	2	0	0	8	1	0	0
1:30 AM	0	0	8	0	0	0	0	0	3	4	5	4	0	0	0	4	7	0	0	0	5	3	0	0
1:45 AM	0	0	9	1	0	0	0	0	6	2	5	4	0	0	1	7	7	0	0	0	6	3	0	0
Hourly Total	0	0	38	8	1	1	0	0	18	12	28	21	0	0	1	26	29	3	0	0	25	15	0	0
2:00 AM	0	0	10	1	1	0	0	0	5	7	5	5	0	0	0	5	12	1	0	0	7	4	0	0
2:15 AM	0	0	4	0	0	0	0	0	1	8	3	3	0	0	0	3	9	0	0	0	3	1	0	0
2:30 AM	0	0	6	3	2	2	0	0	5	4	4	2	0	0	0	3	9	1	0	0	2	7	0	0
2:45 AM	0	0	8	0	3	0	0	0	2	2	6	5	0	0	0	8	4	0	0	0	9	2	0	0
Hourly Total	0	0	28	4	6	2	0	0	13	21	18	15	0	0	0	19	34	2	0	0	21	14	0	0
3:00 AM	0	0	12	0	1	0	0	0	3	2	9	6	0	0	0	7	5	0	0	0	7	3	0	0
3:15 AM	0	0	4	1	0	0	0	0	2	0	3	0	0	0	0	1	2	0	0	0	0	2	0	0
3:30 AM	0	0	11	1	0	0	0	0	1	0	11	8	0	0	0	7	1	0	0	0	8	2	0	0
3:45 AM	0	0	6	0	3	0	0	0	1	2	5	5	0	0	1	7	2	0	0	0	8	0	0	0
Hourly Total	0	0	33	2	4	0	0	0	7	4	28	19	0	0	1	22	10	0	0	0	23	7	0	0
4:00 AM	0	0	7	1	2	0	0	0	3	1	5	2	0	0	0	3	4	0	0	0	4	2	0	0
4:15 AM	0	0	3	2	1	0	0	0	1	1	4	2	0	0	0	3	2	0	0	0	3	0	0	0
4:30 AM	0	0	9	0	1	0	0	0	3	0	6	2	0	0	0	4	3	0	0	0	4	3	0	0
4:45 AM	0	0	5	0	3	0	0	0	1	1	4	3	0	0	0	7	2	0	0	0	6	1	0	0
Hourly Total	0	0	24	3	7	0	0	0	8	3	19	9	0	0	0	17	11	0	0	0	17	6	0	0
5:00 AM	0	0	5	0	3	0	0	0	1	2	4	2	0	0	0	4	3	0	0	0	5	3	0	0
5:15 AM	0	0	8	1	5	2	0	0	3	1	6	4	0	0	0	9	4	0	0	0	7	6	0	0
5:30 AM	0	0	9	0	9	0	0	0	5	5	5	5	0	0	1	13	9	1	0	0	15	3	0	0
5:45 AM	0	0	22	1	2	0	0	0	7	0	15	10	0	0	0	14	7	0	0	0	11	10	0	0
Hourly Total	0	0	44	2	19	2	0	0	16	8	30	21	0	0	1	40	23	1	0	0	38	22	0	0
6:00 AM	0	0	8	0	7	0	0	0	2	3	6	6	0	0	1	14	4	0	0	0	12	2	0	0
6:15 AM	0	0	21	1	7	0	0	0	7	6	17	16	0	0	4	18	10	1	0	0	23	5	0	0
6:30 AM	0	0	22	5	14	1	0	0	5	7	20	14	0	0	5	24	6	1	0	0	26	10	0	0
6:45 AM	0	0	28	10	16	4	0	0	10	5	28	17	0	0	3	27	12	2	0	0	30	13	0	0
Hourly Total	0	0	79	16	44	5	0	0	24	21	71	53	0	0	13	83	32	4	0	0	91	30	0	0

EXIT 140 NORTH SIDE ROUNDABOUT

7:00 AM	0	0	21	1	6	0	0	0	6	4	17	6	0	0	3	13	8	0	0	0	14	13	0	0
7:15 AM	0	0	29	4	9	1	0	0	5	6	27	16	0	0	3	19	7	1	0	0	25	13	0	0
7:30 AM	0	0	37	2	12	2	0	0	5	7	34	20	0	0	4	30	8	1	0	0	29	20	0	0
7:45 AM	0	0	38	2	7	1	0	0	9	7	31	19	0	0	4	25	12	0	0	0	25	18	0	0
Hourly Total	0	0	125	9	34	4	0	0	25	24	109	61	0	0	14	87	35	2	0	0	93	64	0	0
8:00 AM	0	0	35	5	11	0	0	0	10	8	28	17	0	0	5	24	13	0	0	0	28	17	0	0
8:15 AM	0	0	38	0	7	2	0	0	17	5	21	15	0	0	2	19	20	0	0	0	20	24	0	0
8:30 AM	0	0	35	1	12	1	0	0	10	4	26	16	0	0	3	29	11	0	0	0	27	20	0	0
8:45 AM	0	0	35	3	10	0	0	0	12	6	26	19	0	0	2	26	16	2	0	0	29	14	0	0
Hourly Total	0	0	143	9	40	3	0	0	49	23	101	67	0	0	12	98	60	2	0	0	104	75	0	0
9:00 AM	0	0	28	1	13	1	0	0	8	8	22	14	0	0	3	25	13	0	0	0	25	16	0	0
9:15 AM	0	0	27	5	6	1	0	0	3	5	28	17	0	0	3	20	5	0	0	0	22	11	0	0
9:30 AM	0	0	25	4	7	0	0	0	10	8	20	16	0	0	2	22	16	2	0	0	23	9	0	0
9:45 AM	0	0	44	2	8	1	0	0	6	5	39	23	0	0	1	28	10	0	0	0	30	21	0	0
Hourly Total	0	0	124	12	34	3	0	0	27	26	109	70	0	0	9	95	44	2	0	0	100	57	0	0
10:00 AM	0	0	41	3	8	3	0	0	10	11	34	24	0	0	4	29	17	1	0	0	29	21	0	0
10:15 AM	0	0	37	1	6	1	0	0	9	3	29	20	0	0	2	20	10	0	0	0	26	17	0	0
10:30 AM	0	0	39	2	4	1	0	0	12	4	30	19	0	0	0	27	16	0	0	0	21	21	0	0
10:45 AM	0	0	42	3	9	2	0	0	7	7	38	24	0	0	3	28	12	1	0	0	30	22	0	0
Hourly Total	0	0	159	9	27	7	0	0	38	25	131	87	0	0	9	104	55	2	0	0	106	81	0	0
11:00 AM	0	0	45	6	17	6	0	0	13	12	38	25	0	0	4	31	20	2	0	0	35	27	0	0
11:15 AM	0	0	53	5	6	2	0	0	15	5	43	30	0	0	1	37	19	2	0	0	34	23	0	0
11:30 AM	0	0	50	2	7	0	0	0	9	5	43	26	0	0	0	34	14	1	0	0	33	26	0	0
11:45 AM	0	0	48	4	8	1	0	0	6	11	47	36	0	0	4	38	13	2	0	0	43	13	0	0
Hourly Total	0	0	196	17	38	9	0	0	43	33	171	117	0	0	9	140	66	7	0	0	145	89	0	0
12:00 PM	0	0	43	6	6	2	0	0	5	7	43	28	0	0	1	33	11	0	0	0	31	18	0	0
12:15 PM	0	0	46	2	8	0	0	0	8	14	40	26	0	0	3	33	19	1	0	0	33	20	0	0
12:30 PM	0	0	64	3	16	1	0	0	9	9	58	38	0	0	4	54	14	0	0	0	51	26	0	0
12:45 PM	0	0	63	7	10	2	0	0	10	11	60	43	0	0	3	56	19	1	0	0	49	25	0	0
Hourly Total	0	0	216	18	40	5	0	0	32	41	201	135	0	0	11	176	63	2	0	0	164	89	0	0
1:00 PM	0	0	68	5	10	1	0	0	4	13	69	46	0	0	3	48	14	0	0	0	58	22	0	0
1:15 PM	0	0	74	4	4	0	0	0	17	11	62	45	0	0	2	55	26	0	0	0	48	30	0	0
1:30 PM	0	0	68	5	6	0	0	0	16	8	57	45	0	0	2	43	22	2	0	0	55	21	0	0
1:45 PM	0	0	45	9	7	0	0	0	15	12	41	25	0	0	2	38	25	0	0	0	31	21	0	0
Hourly Total	0	0	255	23	27	1	0	0	52	44	229	161	0	0	9	184	87	2	0	0	192	94	0	0
2:00 PM	0	0	47	8	8	4	0	0	5	15	49	32	0	0	3	33	17	0	0	0	37	18	0	0
2:15 PM	0	0	49	9	11	3	0	0	4	12	54	37	0	0	4	46	12	1	0	0	44	16	0	0
2:30 PM	0	0	76	11	14	5	0	0	14	7	73	49	0	0	2	57	19	1	0	0	58	32	0	0
2:45 PM	0	0	65	13	8	0	0	0	15	12	61	42	0	0	2	48	25	2	0	0	50	24	0	0
Hourly Total	0	0	237	41	41	12	0	0	38	46	237	160	0	0	11	184	73	4	0	0	189	90	0	0
3:00 PM	0	0	69	6	10	4	0	0	16	8	60	35	0	0	3	43	21	2	0	0	40	39	0	0
3:15 PM	0	0	46	11	10	0	0	0	8	13	47	26	0	0	2	36	19	1	0	0	35	20	0	0
3:30 PM	0	0	63	6	8	4	0	0	13	12	56	42	0	0	3	49	23	1	0	0	45	26	0	0
3:45 PM	0	0	59	7	6	0	0	0	14	8	53	37	0	0	2	43	19	1	0	0	42	23	0	0
Hourly Total	0	0	237	30	34	8	0	0	51	41	216	140	0	0	10	171	82	5	0	0	162	108	0	0
4:00 PM	0	0	69	18	6	2	0	0	15	13	72	39	0	0	2	39	26	3	0	0	43	30	0	0
4:15 PM	0	0	58	13	8	1	0	0	17	11	53	41	0	0	2	49	26	2	0	0	47	21	0	0
4:30 PM	0	0	64	12	7	1	0	0	13	11	62	40	0	0	1	44	23	1	0	0	46	25	0	0
4:45 PM	0	0	76	13	10	1	0	0	17	10	71	49	0	0	3	55	24	3	0	0	57	28	0	0
Hourly Total	0	0	267	56	31	5	0	0	62	45	258	169	0	0	8	187	99	9	0	0	193	104	0	0
5:00 PM	0	0	68	14	9	0	0	0	14	18	69	46	0	0	6	50	26	2	0	0	55	22	0	0
5:15 PM	0	0	70	17	9	1	0	0	17	10	68	41	0	0	2	50	25	2	0	0	48	30	0	0

EXIT 140 NORTH SIDE ROUNDABOUT

5:30 PM	0	0	70	10	9	2	0	0	14	13	65	44	0	0	4	50	23	1	0	0	50	31	0	0
5:45 PM	0	0	69	17	9	1	0	0	15	8	71	48	0	0	1	52	21	2	0	0	57	21	0	0
Hourly Total	0	0	277	58	36	4	0	0	60	49	273	179	0	0	13	202	95	7	0	0	210	104	0	0
6:00 PM	0	0	62	14	15	0	0	0	13	14	65	49	0	0	6	58	21	5	0	0	64	14	0	0
6:15 PM	0	0	72	8	6	1	0	0	16	9	62	47	0	0	1	50	24	1	0	0	53	25	0	0
6:30 PM	0	0	70	12	10	0	0	0	11	8	71	57	0	0	2	63	17	1	0	0	68	12	0	0
6:45 PM	0	0	56	13	4	1	0	0	18	9	53	34	0	0	0	43	27	3	0	0	36	26	0	0
Hourly Total	0	0	260	47	35	2	0	0	58	40	251	187	0	0	9	214	89	10	0	0	221	77	0	0
7:00 PM	0	0	61	14	6	1	0	0	12	8	62	39	0	0	0	41	20	2	0	0	46	21	0	0
7:15 PM	0	0	45	8	4	1	0	0	11	10	42	29	0	0	1	30	20	3	0	0	33	16	0	0
7:30 PM	0	0	46	9	6	1	0	0	11	9	44	34	0	0	3	38	17	2	0	0	39	13	0	0
7:45 PM	0	0	40	15	5	0	0	0	13	5	43	23	0	0	1	29	17	3	0	0	28	16	0	0
Hourly Total	0	0	192	46	21	3	0	0	47	32	191	125	0	0	5	138	74	10	0	0	146	66	0	0
8:00 PM	0	0	45	7	10	0	0	0	10	5	41	33	0	0	2	39	13	4	0	0	43	12	0	0
8:15 PM	0	0	36	4	3	1	0	0	13	6	29	20	0	0	1	20	18	2	0	0	22	17	0	0
8:30 PM	0	0	42	10	3	0	0	0	15	4	35	25	0	0	1	27	18	0	0	0	28	17	0	0
8:45 PM	0	0	32	10	1	0	0	0	13	6	30	20	0	0	0	23	19	3	0	0	21	15	0	0
Hourly Total	0	0	155	31	17	1	0	0	51	21	135	98	0	0	4	109	68	9	0	0	114	61	0	0
9:00 PM	0	0	38	7	2	0	2	0	13	4	32	23	0	0	1	24	17	2	0	0	25	14	0	0
9:15 PM	0	0	27	11	6	1	0	0	7	10	30	19	0	0	4	23	14	2	0	0	23	11	0	0
9:30 PM	0	0	38	3	5	3	0	0	13	10	29	24	0	0	0	23	22	1	0	0	26	17	0	0
9:45 PM	0	0	27	5	2	1	0	0	14	5	17	16	0	0	0	17	19	4	0	0	17	12	0	0
Hourly Total	0	0	130	26	15	5	2	0	47	29	108	82	0	0	5	87	72	9	0	0	91	54	0	0
10:00 PM	0	0	27	5	3	3	0	0	9	6	23	16	0	0	0	16	15	2	0	0	16	14	0	0
10:15 PM	0	0	29	0	0	0	0	0	9	7	20	19	0	0	0	20	16	0	0	0	19	9	0	0
10:30 PM	0	0	20	6	3	0	0	0	13	4	12	10	0	0	0	14	17	4	0	0	13	10	0	0
10:45 PM	0	0	34	3	6	0	0	0	15	3	22	17	0	0	2	21	16	1	0	0	24	14	0	0
Hourly Total	0	0	110	14	12	3	0	0	46	20	77	62	0	0	2	71	64	7	0	0	72	47	0	0
11:00 PM	0	0	31	5	3	1	0	0	17	3	19	15	0	0	0	19	20	4	0	0	18	16	0	0
11:15 PM	0	0	23	4	2	1	0	0	10	4	15	11	0	0	0	11	14	2	0	0	12	12	0	0
11:30 PM	0	0	13	2	0	0	0	0	4	4	11	11	0	0	0	14	8	1	0	0	11	4	0	0
11:45 PM	0	0	18	1	2	0	0	0	1	2	18	17	0	0	1	20	3	0	0	0	19	1	0	0
Hourly Total	0	0	85	12	7	2	0	0	32	13	63	54	0	0	1	64	45	7	0	0	60	33	0	0
Grand Total	0	0	3474	503	573	87	2	0	873	631	3096	2130	0	0	157	2560	1349	112	0	0	2619	1408	0	0
Approach %	-	-	74.9	10.8	12.4	1.9	-	-	13.0	9.4	46.0	31.6	-	-	3.8	61.3	32.3	2.7	-	-	65.0	35.0	0.0	0.0
Total %	-	-	17.7	2.6	2.9	0.4	-	-	4.5	3.2	15.8	10.9	-	-	0.8	13.1	6.9	0.6	-	-	13.4	7.2	0.0	0.0
Lights	-	-	3045	456	451	54	-	-	692	587	2801	1953	-	-	137	2293	1144	110	-	-	2333	1154	0	0
% Lights	-	-	87.7	90.7	78.7	62.1	-	-	79.3	93.0	90.5	91.7	-	-	87.3	89.6	84.8	98.2	-	-	89.1	82.0	-	-
Mediums	-	-	89	12	13	0	-	-	21	20	80	39	-	-	8	47	33	0	-	-	58	41	0	0
% Mediums	-	-	2.6	2.4	2.3	0.0	-	-	2.4	3.2	2.6	1.8	-	-	5.1	1.8	2.4	0.0	-	-	2.2	2.9	-	-
Articulated Trucks	-	-	339	35	109	33	-	-	160	22	214	138	-	-	12	220	170	2	-	-	228	211	0	0
% Articulated Trucks	-	-	9.8	7.0	19.0	37.9	-	-	18.3	3.5	6.9	6.5	-	-	7.6	8.6	12.6	1.8	-	-	8.7	15.0	-	-
Bicycles on Road	-	-	1	0	0	0	-	-	0	2	1	0	-	-	0	0	2	0	-	-	0	2	0	0
% Bicycles on Road	-	-	0.0	0.0	0.0	0.0	-	-	0.0	0.3	0.0	0.0	-	-	0.0	0.0	0.1	0.0	-	-	0.0	0.1	-	-
Bicycles on Crosswalk	0	0	-	-	-	-	0	0	-	-	-	-	0	0	-	-	-	-	0	0	-	-	-	-
% Bicycles on Crosswalk	-	-	-	-	-	-	0.0	-	-	-	-	-	-	-	-	-	-	-	-	-	-	-	-	-
Pedestrians	0	0	-	-	-	-	2	0	-	-	-	-	0	0	-	-	-	-	0	0	-	-	-	-
% Pedestrians	-	-	-	-	-	-	100.0	-	-	-	-	-	-	-	-	-	-	-	-	-	-	-	-	-

EXIT 140 NORTH SIDE ROUNDABOUT



Lee Engineering, LLC
 Phoenix, Arizona - Dallas, Texas
 Oklahoma City, Oklahoma - San Antonio, Texas
 Albuquerque, New Mexico, United States 87113
 5053380988 pbarricklow@lee-eng.com

Count Name: NM320.01 I-40 Phase A
 Site Code:
 Start Date: 08/04/2022
 Page No: 8

Turning Movement Peak Hour Data (11:00 AM)

Start Time	Central Ave Westbound						Central Ave Eastbound						Indian Service Rd Southbound						Indian Service Rd Northbound						Int. Total
	U-Turn	Left	Thru	Right	Peds	App. Total	U-Turn	Left	Thru	Right	Peds	App. Total	U-Turn	Left	Thru	Right	Peds	App. Total	U-Turn	Left	Thru	Right	Peds	App. Total	
11:00 AM	0	25	10	4	0	39	0	0	0	0	0	0	0	5	7	6	0	18	0	11	2	7	0	20	77
11:15 AM	0	30	10	3	0	43	0	0	0	0	0	0	0	0	5	2	0	7	2	11	2	4	0	19	69
11:30 AM	0	26	17	1	0	44	0	0	0	0	0	0	0	0	8	0	0	8	0	8	1	5	0	14	66
11:45 AM	0	36	9	2	0	47	0	0	0	0	0	0	0	4	3	1	0	8	0	3	2	7	0	12	67
Total	0	117	46	10	0	173	0	0	0	0	0	0	0	9	23	9	0	41	2	33	7	23	0	65	279
Approach %	0.0	67.6	26.6	5.8	-	-	0.0	0.0	0.0	0.0	-	-	0.0	22.0	56.1	22.0	-	-	3.1	50.8	10.8	35.4	-	-	-
Total %	0.0	41.9	16.5	3.6	-	62.0	0.0	0.0	0.0	0.0	-	0.0	0.0	3.2	8.2	3.2	-	14.7	0.7	11.8	2.5	8.2	-	23.3	-
PHF	0.000	0.813	0.676	0.625	-	0.920	0.000	0.000	0.000	0.000	-	0.000	0.000	0.450	0.719	0.375	-	0.569	0.250	0.750	0.875	0.821	-	0.813	0.906
Lights	0	107	41	9	-	157	0	0	0	0	-	0	0	9	14	5	-	28	0	24	7	20	-	51	236
% Lights	-	91.5	89.1	90.0	-	90.8	-	-	-	-	-	-	-	100.0	60.9	55.6	-	68.3	0.0	72.7	100.0	87.0	-	78.5	84.6
Mediums	0	3	3	1	-	7	0	0	0	0	-	0	0	0	0	0	-	0	0	3	0	3	-	6	13
% Mediums	-	2.6	6.5	10.0	-	4.0	-	-	-	-	-	-	-	0.0	0.0	0.0	-	0.0	0.0	9.1	0.0	13.0	-	9.2	4.7
Articulated Trucks	0	7	2	0	-	9	0	0	0	0	-	0	0	0	9	4	-	13	2	6	0	0	-	8	30
% Articulated Trucks	-	6.0	4.3	0.0	-	5.2	-	-	-	-	-	-	-	0.0	39.1	44.4	-	31.7	100.0	18.2	0.0	0.0	-	12.3	10.8
Bicycles on Road	0	0	0	0	-	0	0	0	0	0	-	0	0	0	0	0	-	0	0	0	0	0	-	0	0
% Bicycles on Road	-	0.0	0.0	0.0	-	0.0	-	-	-	-	-	-	-	0.0	0.0	0.0	-	0.0	0.0	0.0	0.0	0.0	-	0.0	0.0
Bicycles on Crosswalk	-	-	-	-	0	-	-	-	-	-	0	-	-	-	-	-	0	-	-	-	-	-	0	-	-
% Bicycles on Crosswalk	-	-	-	-	-	-	-	-	-	-	-	-	-	-	-	-	-	-	-	-	-	-	-	-	-
Pedestrians	-	-	-	-	0	-	-	-	-	-	0	-	-	-	-	-	0	-	-	-	-	-	0	-	-
% Pedestrians	-	-	-	-	-	-	-	-	-	-	-	-	-	-	-	-	-	-	-	-	-	-	-	-	-

EXIT 140 NORTH SIDE ROUNDABOUT



Lee Engineering, LLC
 Phoenix, Arizona - Dallas, Texas
 Oklahoma City, Oklahoma - San Antonio, Texas
 Albuquerque, New Mexico, United States 87113
 5053380988 pbarricklow@lee-eng.com

Count Name: NM320.01 I-40 Phase A
 Site Code:
 Start Date: 08/04/2022
 Page No: 10

Turning Movement Peak Hour Data (4:45 PM)

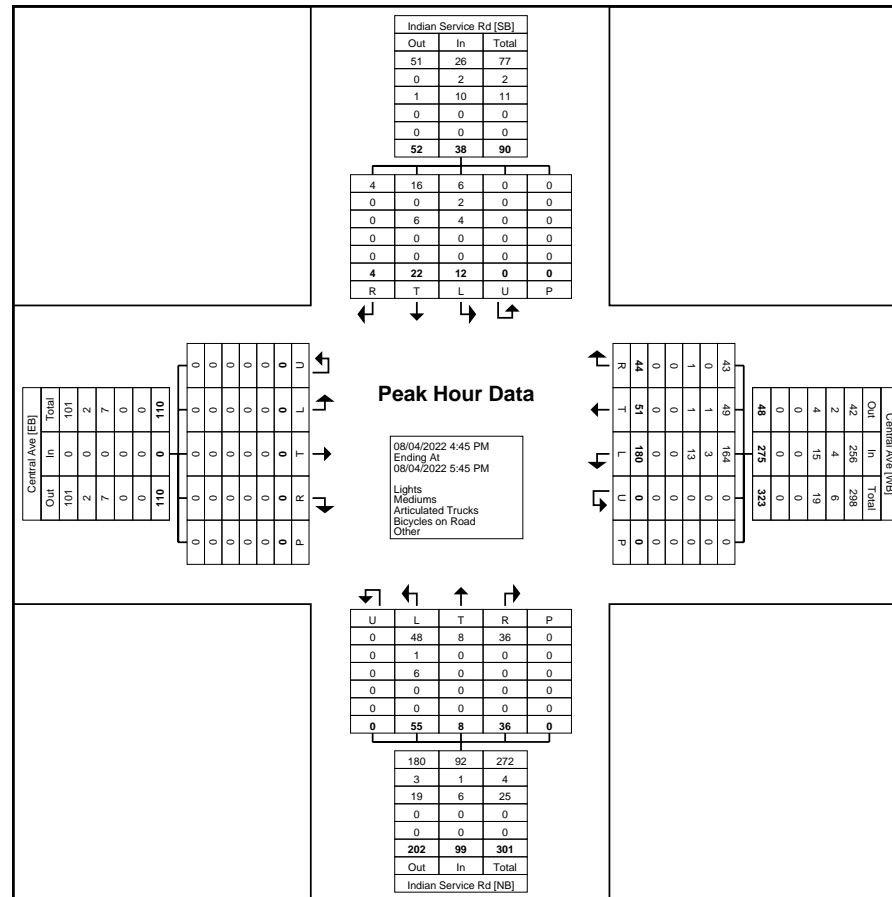
Start Time	Central Ave Westbound						Central Ave Eastbound						Indian Service Rd Southbound						Indian Service Rd Northbound						Int. Total
	U-Turn	Left	Thru	Right	Peds	App. Total	U-Turn	Left	Thru	Right	Peds	App. Total	U-Turn	Left	Thru	Right	Peds	App. Total	U-Turn	Left	Thru	Right	Peds	App. Total	
4:45 PM	0	49	12	10	0	71	0	0	0	0	0	0	0	3	6	1	0	10	0	15	3	7	0	25	106
5:00 PM	0	46	11	12	0	69	0	0	0	0	0	0	0	5	4	0	0	9	0	11	2	12	0	25	103
5:15 PM	0	41	13	14	0	68	0	0	0	0	0	0	0	1	7	1	0	9	0	16	2	8	0	26	103
5:30 PM	0	44	15	8	0	67	0	0	0	0	0	0	0	3	5	2	0	10	0	13	1	9	0	23	100
Total	0	180	51	44	0	275	0	0	0	0	0	0	0	12	22	4	0	38	0	55	8	36	0	99	412
Approach %	0.0	65.5	18.5	16.0	-	-	0.0	0.0	0.0	0.0	-	-	0.0	31.6	57.9	10.5	-	-	0.0	55.6	8.1	36.4	-	-	-
Total %	0.0	43.7	12.4	10.7	-	66.7	0.0	0.0	0.0	0.0	-	0.0	0.0	2.9	5.3	1.0	-	9.2	0.0	13.3	1.9	8.7	-	24.0	-
PHF	0.000	0.918	0.850	0.786	-	0.968	0.000	0.000	0.000	0.000	-	0.000	0.000	0.600	0.786	0.500	-	0.950	0.000	0.859	0.667	0.750	-	0.952	0.972
Lights	0	164	49	43	-	256	0	0	0	0	-	0	0	6	16	4	-	26	0	48	8	36	-	92	374
% Lights	-	91.1	96.1	97.7	-	93.1	-	-	-	-	-	-	-	50.0	72.7	100.0	-	68.4	-	87.3	100.0	100.0	-	92.9	90.8
Mediums	0	3	1	0	-	4	0	0	0	0	-	0	0	2	0	0	-	2	0	1	0	0	-	1	7
% Mediums	-	1.7	2.0	0.0	-	1.5	-	-	-	-	-	-	-	16.7	0.0	0.0	-	5.3	-	1.8	0.0	0.0	-	1.0	1.7
Articulated Trucks	0	13	1	1	-	15	0	0	0	0	-	0	0	4	6	0	-	10	0	6	0	0	-	6	31
% Articulated Trucks	-	7.2	2.0	2.3	-	5.5	-	-	-	-	-	-	-	33.3	27.3	0.0	-	26.3	-	10.9	0.0	0.0	-	6.1	7.5
Bicycles on Road	0	0	0	0	-	0	0	0	0	0	-	0	0	0	0	0	-	0	0	0	0	0	-	0	0
% Bicycles on Road	-	0.0	0.0	0.0	-	0.0	-	-	-	-	-	-	-	0.0	0.0	0.0	-	0.0	-	0.0	0.0	0.0	-	0.0	0.0
Bicycles on Crosswalk	-	-	-	-	0	-	-	-	-	-	0	-	-	-	-	-	0	-	-	-	-	-	0	-	-
% Bicycles on Crosswalk	-	-	-	-	-	-	-	-	-	-	-	-	-	-	-	-	-	-	-	-	-	-	-	-	-
Pedestrians	-	-	-	-	0	-	-	-	-	-	0	-	-	-	-	-	0	-	-	-	-	-	0	-	-
% Pedestrians	-	-	-	-	-	-	-	-	-	-	-	-	-	-	-	-	-	-	-	-	-	-	-	-	-

EXIT 140 NORTH SIDE ROUNDABOUT



Lee Engineering, LLC
 Phoenix, Arizona - Dallas, Texas
 Oklahoma City, Oklahoma - San Antonio, Texas
 Albuquerque, New Mexico, United States 87113
 5053380988 pbarricklow@lee-eng.com

Count Name: NM320.01 I-40 Phase A
 Site Code:
 Start Date: 08/04/2022
 Page No: 11



Turning Movement Peak Hour Data Plot (4:45 PM)

EXIT 140 NORTH SIDE RAMP MERGE



Lee Engineering, LLC
 Phoenix, Arizona - Dallas, Texas
 Oklahoma City, Oklahoma - San Antonio, Texas
 Albuquerque, New Mexico, United States 87113
 5053380988 pbarricklow@lee-eng.com

Count Name: NM320.01 I-40 Phase A
 Site Code:
 Start Date: 08/04/2022
 Page No: 1

Turning Movement Data

Start Time	Central Ave Westbound					Central Ave Eastbound					I40 off ramp Northbound					Int. Total
	U-Turn	Left	Thru	Peds	App. Total	U-Turn	Thru	Right	Peds	App. Total	U-Turn	Left	Right	Peds	App. Total	
12:00 AM	0	0	2	0	2	0	0	0	0	0	0	10	0	0	10	12
12:15 AM	0	0	4	0	4	0	0	0	0	0	0	6	0	0	6	10
12:30 AM	0	0	3	0	3	0	0	0	0	0	0	5	0	0	5	8
12:45 AM	0	0	2	0	2	0	0	0	0	0	0	9	0	0	9	11
Hourly Total	0	0	11	0	11	0	0	0	0	0	0	30	0	0	30	41
1:00 AM	0	0	3	0	3	0	0	0	0	0	0	9	0	0	9	12
1:15 AM	0	0	0	0	0	0	0	0	0	0	0	8	0	0	8	8
1:30 AM	0	0	2	0	2	0	0	0	0	0	0	2	0	0	2	4
1:45 AM	0	0	4	0	4	0	0	0	0	0	0	3	0	0	3	7
Hourly Total	0	0	9	0	9	0	0	0	0	0	0	22	0	0	22	31
2:00 AM	0	0	0	0	0	0	0	0	0	0	0	2	0	0	2	2
2:15 AM	0	0	0	0	0	0	0	0	0	0	0	3	0	0	3	3
2:30 AM	0	0	0	0	0	0	0	0	0	0	0	5	0	0	5	5
2:45 AM	0	0	0	0	0	0	0	0	0	0	0	4	0	0	4	4
Hourly Total	0	0	0	0	0	0	0	0	0	0	0	14	0	0	14	14
3:00 AM	0	0	1	0	1	0	0	0	0	0	0	5	0	0	5	6
3:15 AM	0	0	0	0	0	0	0	0	0	0	0	2	0	0	2	2
3:30 AM	0	0	1	0	1	0	0	0	0	0	0	10	0	0	10	11
3:45 AM	0	0	0	0	0	0	0	0	0	0	0	3	0	0	3	3
Hourly Total	0	0	2	0	2	0	0	0	0	0	0	20	0	0	20	22
4:00 AM	0	0	1	0	1	0	0	0	0	0	0	1	0	0	1	2
4:15 AM	0	0	1	0	1	0	0	0	0	0	0	3	0	0	3	4
4:30 AM	0	0	0	0	0	0	0	0	0	0	0	3	0	0	3	3
4:45 AM	0	0	2	0	2	0	0	0	0	0	0	1	0	0	1	3
Hourly Total	0	0	4	0	4	0	0	0	0	0	0	8	0	0	8	12
5:00 AM	0	0	0	0	0	0	0	0	0	0	0	5	0	0	5	5
5:15 AM	0	0	1	0	1	0	0	0	0	0	0	4	0	0	4	5
5:30 AM	0	0	1	0	1	0	0	0	0	0	0	5	0	0	5	6
5:45 AM	0	0	3	0	3	0	0	0	0	0	0	15	0	0	15	18
Hourly Total	0	0	5	0	5	0	0	0	0	0	0	29	0	0	29	34
6:00 AM	0	0	3	0	3	0	0	0	0	0	0	10	0	0	10	13
6:15 AM	0	0	2	0	2	0	0	0	0	0	0	17	0	0	17	19
6:30 AM	0	0	4	0	4	0	0	0	0	0	0	17	0	0	17	21
6:45 AM	0	0	2	0	2	0	0	2	0	0	0	28	0	0	28	30
Hourly Total	0	0	11	0	11	0	0	0	0	0	0	72	0	0	72	83
7:00 AM	0	0	2	0	2	0	0	0	0	0	0	11	0	0	11	13

EXIT 140 NORTH SIDE RAMP MERGE

7:15 AM	0	0	4	0	4	0	0	0	0	0	0	21	0	0	21	25
7:30 AM	0	0	10	0	10	0	0	0	0	0	0	26	0	0	26	36
7:45 AM	0	0	4	0	4	0	0	0	0	0	0	29	0	0	29	33
Hourly Total	0	0	20	0	20	0	0	0	0	0	0	87	0	0	87	107
8:00 AM	0	0	3	0	3	0	0	0	0	0	0	21	0	0	21	24
8:15 AM	0	0	3	0	3	0	0	0	0	0	0	18	0	0	18	21
8:30 AM	0	0	6	0	6	0	0	0	0	0	0	22	0	0	22	28
8:45 AM	0	0	3	0	3	0	0	0	0	0	0	19	0	0	19	22
Hourly Total	0	0	15	0	15	0	0	0	0	0	0	80	0	0	80	95
9:00 AM	0	0	3	0	3	0	0	0	0	0	0	25	0	0	25	28
9:15 AM	0	0	5	0	5	0	0	0	0	0	0	20	0	0	20	25
9:30 AM	0	0	4	0	4	0	0	0	0	0	0	26	0	0	26	30
9:45 AM	0	0	8	0	8	0	0	0	0	0	0	26	0	0	26	34
Hourly Total	0	0	20	0	20	0	0	0	0	0	0	97	0	0	97	117
10:00 AM	0	0	6	0	6	0	0	0	0	0	0	30	0	0	30	36
10:15 AM	0	0	2	0	2	0	0	0	0	0	0	26	0	0	26	28
10:30 AM	0	0	8	0	8	0	0	0	0	0	0	24	0	0	24	32
10:45 AM	0	0	7	0	7	0	0	0	0	0	0	36	0	0	36	43
Hourly Total	0	0	23	0	23	0	0	0	0	0	0	116	0	0	116	139
11:00 AM	0	0	6	0	6	0	0	0	0	0	0	27	0	0	27	33
11:15 AM	0	0	12	0	12	0	0	0	0	0	0	37	0	0	37	49
11:30 AM	0	0	7	0	7	0	0	0	0	0	0	30	0	0	30	37
11:45 AM	0	0	6	0	6	0	0	0	0	0	0	38	0	0	38	44
Hourly Total	0	0	31	0	31	0	0	0	0	0	0	132	0	0	132	163
12:00 PM	0	0	7	0	7	0	0	0	0	0	0	36	0	0	36	43
12:15 PM	0	0	6	0	6	0	0	0	0	0	0	30	0	0	30	36
12:30 PM	0	0	8	0	8	0	0	0	0	0	0	51	0	0	51	59
12:45 PM	0	0	8	0	8	0	0	0	0	0	0	49	0	0	49	57
Hourly Total	0	0	29	0	29	0	0	0	0	0	0	166	0	0	166	195
1:00 PM	0	0	7	0	7	0	0	0	0	0	0	46	0	0	46	53
1:15 PM	0	0	14	0	14	0	0	0	0	0	0	54	0	0	54	68
1:30 PM	0	0	13	0	13	0	0	0	0	0	0	37	0	0	37	50
1:45 PM	0	0	8	0	8	0	0	0	0	0	0	37	0	0	37	45
Hourly Total	0	0	42	0	42	0	0	0	0	0	0	174	0	0	174	216
2:00 PM	0	0	10	0	10	0	0	0	0	0	0	42	0	0	42	52
2:15 PM	0	0	20	0	20	0	0	0	0	0	0	47	0	0	47	67
2:30 PM	0	0	13	0	13	0	0	0	0	0	0	59	0	0	59	72
2:45 PM	0	0	10	0	10	0	0	0	0	0	0	39	0	0	39	49
Hourly Total	0	0	53	0	53	0	0	0	0	0	0	187	0	0	187	240
3:00 PM	0	0	10	0	10	0	0	0	0	0	0	48	0	0	48	58
3:15 PM	0	0	10	0	10	0	0	0	0	0	0	35	0	0	35	45
3:30 PM	0	0	12	0	12	0	0	0	0	0	0	50	0	0	50	62
3:45 PM	0	0	15	0	15	0	0	0	0	0	0	42	0	0	42	57
Hourly Total	0	0	47	0	47	0	0	0	0	0	0	175	0	0	175	222
4:00 PM	0	0	14	0	14	0	0	0	0	0	0	41	0	0	41	55
4:15 PM	0	0	13	0	13	0	0	0	0	0	0	44	0	0	44	57
4:30 PM	0	0	8	0	8	0	0	0	0	0	0	53	0	0	53	61
4:45 PM	0	0	17	0	17	0	0	0	0	0	0	59	0	0	59	76
Hourly Total	0	0	52	0	52	0	0	0	0	0	0	197	0	0	197	249
5:00 PM	0	0	10	0	10	0	0	0	0	0	0	57	0	0	57	67
5:15 PM	0	0	15	0	15	0	0	0	0	0	0	51	0	0	51	66
5:30 PM	0	0	17	0	17	0	0	0	0	0	0	49	0	0	49	66

EXIT 140 NORTH SIDE RAMP MERGE

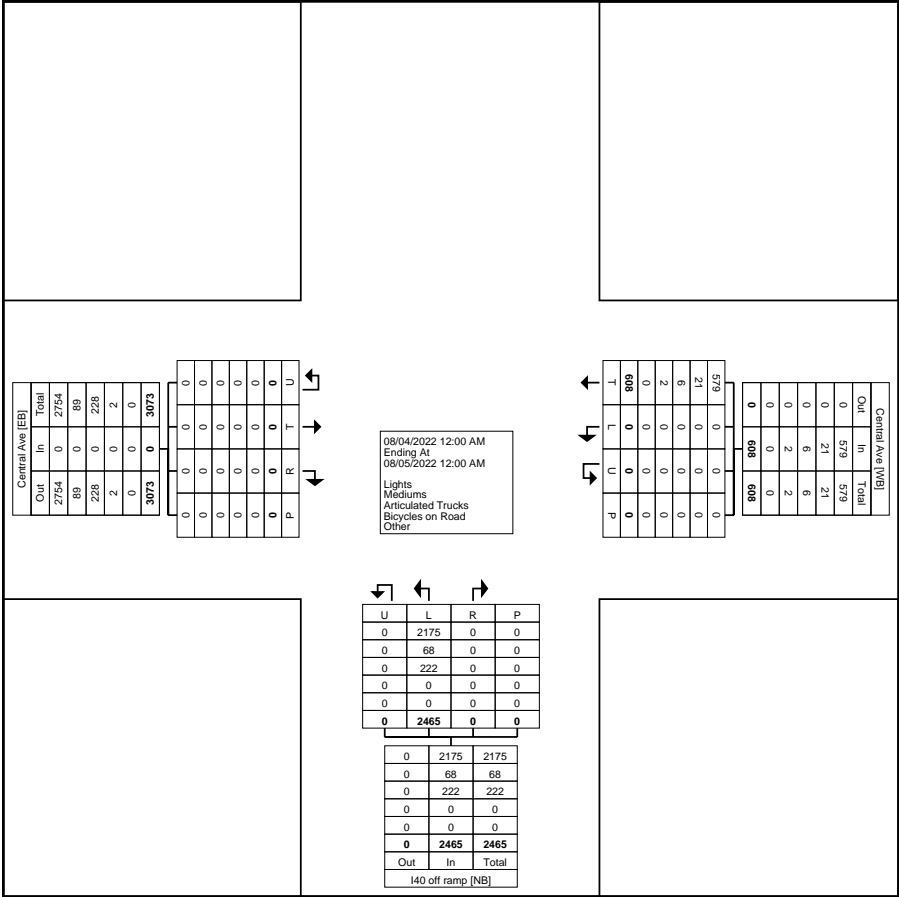
5:45 PM	0	0	18	0	18	0	0	0	0	0	0	45	0	0	45	63
Hourly Total	0	0	60	0	60	0	0	0	0	0	0	202	0	0	202	262
6:00 PM	0	0	11	0	11	0	0	0	0	0	0	58	0	0	58	69
6:15 PM	0	0	11	0	11	0	0	0	0	0	0	43	0	0	43	54
6:30 PM	0	0	15	0	15	0	0	0	0	0	0	55	0	0	55	70
6:45 PM	0	0	11	0	11	0	0	0	0	0	0	47	0	0	47	58
Hourly Total	0	0	48	0	48	0	0	0	0	0	0	203	0	0	203	251
7:00 PM	0	0	13	0	13	0	0	0	0	0	0	43	0	0	43	56
7:15 PM	0	0	8	0	8	0	0	0	0	0	0	35	0	0	35	43
7:30 PM	0	0	7	0	7	0	0	0	0	0	0	38	0	0	38	45
7:45 PM	0	0	11	0	11	0	0	0	0	0	0	28	0	0	28	39
Hourly Total	0	0	39	0	39	0	0	0	0	0	0	144	0	0	144	183
8:00 PM	0	0	9	0	9	0	0	0	0	0	0	31	0	0	31	40
8:15 PM	0	0	7	0	7	0	0	0	0	0	0	24	0	0	24	31
8:30 PM	0	0	9	0	9	0	0	0	0	0	0	28	0	0	28	37
8:45 PM	0	0	9	0	9	0	0	0	0	0	0	23	0	0	23	32
Hourly Total	0	0	34	0	34	0	0	0	0	0	0	106	0	0	106	140
9:00 PM	0	0	6	0	6	0	0	0	0	0	0	21	0	0	21	27
9:15 PM	0	0	7	0	7	0	0	0	0	0	0	28	0	0	28	35
9:30 PM	0	0	5	0	5	0	0	0	0	0	0	22	0	0	22	27
9:45 PM	0	0	3	0	3	0	0	0	0	0	0	16	0	0	16	19
Hourly Total	0	0	21	0	21	0	0	0	0	0	0	87	0	0	87	108
10:00 PM	0	0	9	0	9	0	0	0	0	0	0	13	0	0	13	22
10:15 PM	0	0	1	0	1	0	0	0	0	0	0	20	0	0	20	21
10:30 PM	0	0	4	0	4	0	0	0	0	0	0	13	0	0	13	17
10:45 PM	0	0	8	0	8	0	0	0	0	0	0	14	0	0	14	22
Hourly Total	0	0	22	0	22	0	0	0	0	0	0	60	0	0	60	82
11:00 PM	0	0	3	0	3	0	0	0	0	0	0	14	0	0	14	17
11:15 PM	0	0	1	0	1	0	0	0	0	0	0	14	0	0	14	15
11:30 PM	0	0	1	0	1	0	0	0	0	0	0	12	0	0	12	13
11:45 PM	0	0	5	0	5	0	0	0	0	0	0	17	0	0	17	22
Hourly Total	0	0	10	0	10	0	0	0	0	0	0	57	0	0	57	67
Grand Total	0	0	608	0	608	0	0	0	0	0	0	2465	0	0	2465	3073
Approach %	0.0	0.0	100.0	-	-	0.0	0.0	0.0	-	-	0.0	100.0	0.0	-	-	-
Total %	0.0	0.0	19.8	-	19.8	0.0	0.0	0.0	-	0.0	0.0	80.2	0.0	-	80.2	-
Lights	0	0	579	-	579	0	0	0	-	0	0	2175	0	-	2175	2754
% Lights	-	-	95.2	-	95.2	-	-	-	-	-	-	88.2	-	-	88.2	89.6
Mediums	0	0	21	-	21	0	0	0	-	0	0	68	0	-	68	89
% Mediums	-	-	3.5	-	3.5	-	-	-	-	-	-	2.8	-	-	2.8	2.9
Articulated Trucks	0	0	6	-	6	0	0	0	-	0	0	222	0	-	222	228
% Articulated Trucks	-	-	1.0	-	1.0	-	-	-	-	-	-	9.0	-	-	9.0	7.4
Bicycles on Road	0	0	2	-	2	0	0	0	-	0	0	0	0	-	0	2
% Bicycles on Road	-	-	0.3	-	0.3	-	-	-	-	-	-	0.0	-	-	0.0	0.1
Bicycles on Crosswalk	-	-	-	0	-	-	-	-	0	-	-	-	-	0	-	-
% Bicycles on Crosswalk	-	-	-	-	-	-	-	-	-	-	-	-	-	-	-	-
Pedestrians	-	-	-	0	-	-	-	-	0	-	-	-	-	0	-	-
% Pedestrians	-	-	-	-	-	-	-	-	-	-	-	-	-	-	-	-

EXIT 140 NORTH SIDE RAMP MERGE



Lee Engineering, LLC
 Phoenix, Arizona - Dallas, Texas
 Oklahoma City, Oklahoma - San Antonio, Texas
 Albuquerque, New Mexico, United States 87113
 5053380988 pbarricklow@lee-eng.com

Count Name: NM320.01 I-40 Phase A
 Site Code:
 Start Date: 08/04/2022
 Page No: 4



Turning Movement Data Plot

EXIT 140 NORTH SIDE RAMP MERGE



Lee Engineering, LLC
 Phoenix, Arizona - Dallas, Texas
 Oklahoma City, Oklahoma - San Antonio, Texas
 Albuquerque, New Mexico, United States 87113
 5053380988 pbarricklow@lee-eng.com

Count Name: NM320.01 I-40 Phase A
 Site Code:
 Start Date: 08/04/2022
 Page No: 5

Turning Movement Peak Hour Data (11:00 AM)

Start Time	Central Ave Westbound					Central Ave Eastbound					I40 off ramp Northbound					Int. Total
	U-Turn	Left	Thru	Peds	App. Total	U-Turn	Thru	Right	Peds	App. Total	U-Turn	Left	Right	Peds	App. Total	
11:00 AM	0	0	6	0	6	0	0	0	0	0	0	27	0	0	27	33
11:15 AM	0	0	12	0	12	0	0	0	0	0	0	37	0	0	37	49
11:30 AM	0	0	7	0	7	0	0	0	0	0	0	30	0	0	30	37
11:45 AM	0	0	6	0	6	0	0	0	0	0	0	38	0	0	38	44
Total	0	0	31	0	31	0	0	0	0	0	0	132	0	0	132	163
Approach %	0.0	0.0	100.0	-	-	0.0	0.0	0.0	-	-	0.0	100.0	0.0	-	-	-
Total %	0.0	0.0	19.0	-	19.0	0.0	0.0	0.0	-	0.0	0.0	81.0	0.0	-	81.0	-
PHF	0.000	0.000	0.646	-	0.646	0.000	0.000	0.000	-	0.000	0.000	0.868	0.000	-	0.868	0.832
Lights	0	0	27	-	27	0	0	0	-	0	0	119	0	-	119	146
% Lights	-	-	87.1	-	87.1	-	-	-	-	-	-	90.2	-	-	90.2	89.6
Mediums	0	0	2	-	2	0	0	0	-	0	0	5	0	-	5	7
% Mediums	-	-	6.5	-	6.5	-	-	-	-	-	-	3.8	-	-	3.8	4.3
Articulated Trucks	0	0	2	-	2	0	0	0	-	0	0	8	0	-	8	10
% Articulated Trucks	-	-	6.5	-	6.5	-	-	-	-	-	-	6.1	-	-	6.1	6.1
Bicycles on Road	0	0	0	-	0	0	0	0	-	0	0	0	0	-	0	0
% Bicycles on Road	-	-	0.0	-	0.0	-	-	-	-	-	-	0.0	-	-	0.0	0.0
Bicycles on Crosswalk	-	-	-	0	-	-	-	-	0	-	-	-	-	0	-	-
% Bicycles on Crosswalk	-	-	-	-	-	-	-	-	-	-	-	-	-	-	-	-
Pedestrians	-	-	-	0	-	-	-	-	0	-	-	-	-	0	-	-
% Pedestrians	-	-	-	-	-	-	-	-	-	-	-	-	-	-	-	-

EXIT 140 NORTH SIDE RAMP MERGE



Lee Engineering, LLC
 Phoenix, Arizona - Dallas, Texas
 Oklahoma City, Oklahoma - San Antonio, Texas
 Albuquerque, New Mexico, United States 87113
 5053380988 pbarricklow@lee-eng.com

Count Name: NM320.01 I-40 Phase A
 Site Code:
 Start Date: 08/04/2022
 Page No: 7

Turning Movement Peak Hour Data (4:45 PM)

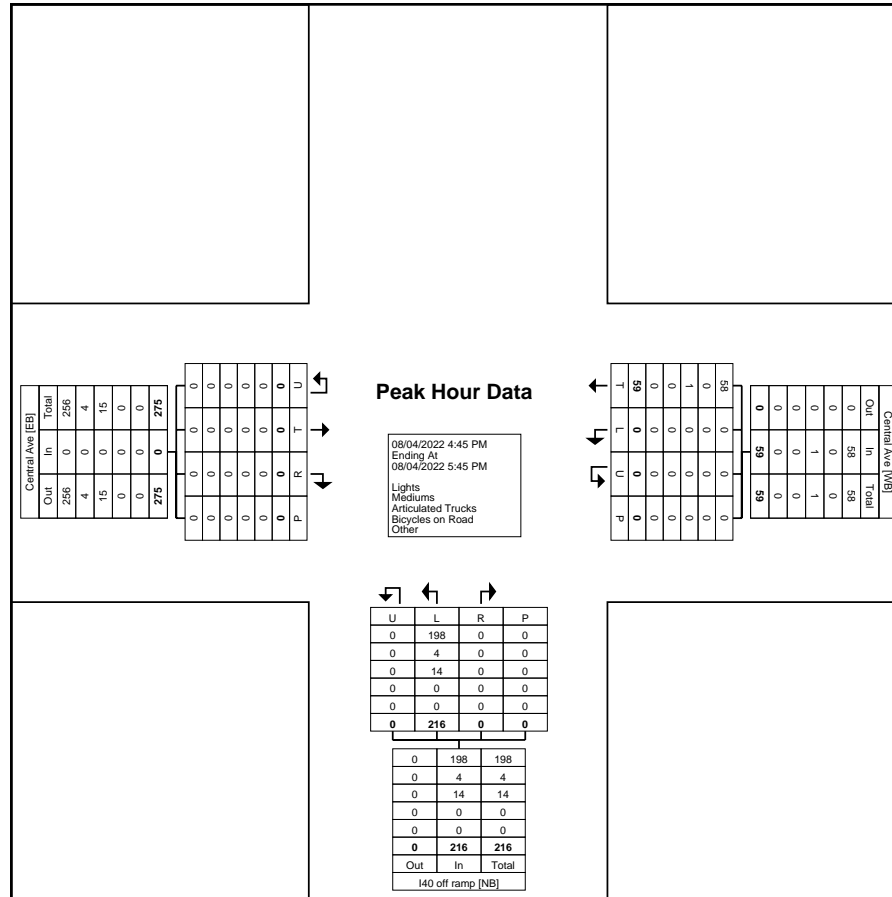
Start Time	Central Ave Westbound					Central Ave Eastbound					I40 off ramp Northbound					Int. Total
	U-Turn	Left	Thru	Peds	App. Total	U-Turn	Thru	Right	Peds	App. Total	U-Turn	Left	Right	Peds	App. Total	
4:45 PM	0	0	17	0	17	0	0	0	0	0	0	59	0	0	59	76
5:00 PM	0	0	10	0	10	0	0	0	0	0	0	57	0	0	57	67
5:15 PM	0	0	15	0	15	0	0	0	0	0	0	51	0	0	51	66
5:30 PM	0	0	17	0	17	0	0	0	0	0	0	49	0	0	49	66
Total	0	0	59	0	59	0	0	0	0	0	0	216	0	0	216	275
Approach %	0.0	0.0	100.0	-	-	0.0	0.0	0.0	-	-	0.0	100.0	0.0	-	-	-
Total %	0.0	0.0	21.5	-	21.5	0.0	0.0	0.0	-	0.0	0.0	78.5	0.0	-	78.5	-
PHF	0.000	0.000	0.868	-	0.868	0.000	0.000	0.000	-	0.000	0.000	0.915	0.000	-	0.915	0.905
Lights	0	0	58	-	58	0	0	0	-	0	0	198	0	-	198	256
% Lights	-	-	98.3	-	98.3	-	-	-	-	-	-	91.7	-	-	91.7	93.1
Mediums	0	0	0	-	0	0	0	0	-	0	0	4	0	-	4	4
% Mediums	-	-	0.0	-	0.0	-	-	-	-	-	-	1.9	-	-	1.9	1.5
Articulated Trucks	0	0	1	-	1	0	0	0	-	0	0	14	0	-	14	15
% Articulated Trucks	-	-	1.7	-	1.7	-	-	-	-	-	-	6.5	-	-	6.5	5.5
Bicycles on Road	0	0	0	-	0	0	0	0	-	0	0	0	0	-	0	0
% Bicycles on Road	-	-	0.0	-	0.0	-	-	-	-	-	-	0.0	-	-	0.0	0.0
Bicycles on Crosswalk	-	-	-	0	-	-	-	-	0	-	-	-	-	0	-	-
% Bicycles on Crosswalk	-	-	-	-	-	-	-	-	-	-	-	-	-	-	-	-
Pedestrians	-	-	-	0	-	-	-	-	0	-	-	-	-	0	-	-
% Pedestrians	-	-	-	-	-	-	-	-	-	-	-	-	-	-	-	-

EXIT 140 NORTH SIDE RAMP MERGE



Lee Engineering, LLC
 Phoenix, Arizona - Dallas, Texas
 Oklahoma City, Oklahoma - San Antonio, Texas
 Albuquerque, New Mexico, United States 87113
 5053380988 pbarricklow@lee-eng.com

Count Name: NM320.01 I-40 Phase A
 Site Code:
 Start Date: 08/04/2022
 Page No: 8



Turning Movement Peak Hour Data Plot (4:45 PM)

EXIT 140 SOUTH SIDE RAMPS

Study Name NM320.01 I-40 Phase A
Start Date 08/04/2022
Start Time 12:00 AM
Site Code
Project

Type Road
Classification Totals

Start Time	EB I-40 Off-Ramp (Exit 140)	EB I-40 On-Ramp at Route 66 Casino
12:00 AM	28	48
12:15 AM	25	45
12:30 AM	25	45
12:45 AM	15	36
1:00 AM	13	27
1:15 AM	14	26
1:30 AM	15	34
1:45 AM	21	39
2:00 AM	7	43
2:15 AM	22	28
2:30 AM	10	23
2:45 AM	11	28
3:00 AM	17	15
3:15 AM	10	23
3:30 AM	18	26
3:45 AM	12	36
4:00 AM	8	15
4:15 AM	10	13
4:30 AM	9	14
4:45 AM	11	25
5:00 AM	12	28
5:15 AM	20	29
5:30 AM	23	37
5:45 AM	21	37
6:00 AM	35	37
6:15 AM	33	46
6:30 AM	28	69
6:45 AM	46	56
7:00 AM	27	49
7:15 AM	38	59
7:30 AM	61	70
7:45 AM	56	65
8:00 AM	47	86
8:15 AM	29	63
8:30 AM	60	79
8:45 AM	64	89
9:00 AM	41	72
9:15 AM	51	59
9:30 AM	58	84
9:45 AM	63	70
10:00 AM	56	72
10:15 AM	47	72
10:30 AM	60	77
10:45 AM	67	79
11:00 AM	82	107
11:15 AM	78	92
11:30 AM	70	94
11:45 AM	81	101
12:00 PM	71	94
12:15 PM	112	119
12:30 PM	139	130
12:45 PM	110	165
1:00 PM	95	166
1:15 PM	99	129
1:30 PM	104	137
1:45 PM	82	148
2:00 PM	68	114
2:15 PM	83	140
2:30 PM	85	149
2:45 PM	114	110
3:00 PM	70	139
3:15 PM	65	117
3:30 PM	108	128
3:45 PM	95	113
4:00 PM	89	133
4:15 PM	70	127
4:30 PM	83	140
4:45 PM	105	147
5:00 PM	112	149
5:15 PM	98	120
5:30 PM	85	105
5:45 PM	111	120
6:00 PM	115	165
6:15 PM	88	135
6:30 PM	87	157
6:45 PM	64	101
7:00 PM	77	85
7:15 PM	56	101
7:30 PM	56	87
7:45 PM	57	82
8:00 PM	61	95
8:15 PM	49	75
8:30 PM	43	79
8:45 PM	43	79
9:00 PM	37	67
9:15 PM	39	64
9:30 PM	54	107
9:45 PM	37	58
10:00 PM	45	53
10:15 PM	59	84
10:30 PM	32	80
10:45 PM	51	92
11:00 PM	42	77
11:15 PM	26	56
11:30 PM	17	35
11:45 PM	43	54