

New Mexico Department of Transportation DISTRICT 3

FY 2024 MS4 Annual Report

DRAFT

Reporting Period: July 1, 2023 – June 30, 2024



Prepared by:

BOHANNAN HUSTON, INC.
7500 JEFFERSON STREET NE
ALBUQUERQUE, NM 87109

Bohannon  Huston

Annual Report Format



National Pollutant Discharge Elimination System Stormwater Program MS4 Annual Report Format



Check box if you are submitting an individual Annual Report with one or more cooperative program elements.

Check box if you are submitting an individual Annual Report with individual program elements only.

Check box if this is a new name, address, etc.

1. MS4(s) Information

New Mexico Department of Transportation - District 3

Name of MS4

Tim Trujillo Drainage Engineer

Name of Contact Person (First) (Last) (Title)

505-373-4987 TimothyR.Trujillo@dot.nm.gov

Telephone (including area code) E-mail

P.O. Box 91750

Mailing Address

Albuquerque NM 87109

City State ZIP code

What size population does your MS4(s) serve? 741,318 NPDES number NMR04A010

What is the reporting period for this report? (mm/dd/yyyy) From 07/01/2023 to 06/30/2024

2. Water Quality Priorities

A. Does your MS4(s) discharge to waters listed as impaired on a state 303(d) list? Yes No

B. If yes, identify each impaired water, the impairment, whether a TMDL has been approved by EPA for each, and whether the TMDL assigns a wasteload allocation to your MS4(s). Use a new line for each impairment, and attach additional pages as necessary.

Impaired Water	Impairment	Approved TMDL		TMDL assigns WLA to MS4	
		Yes	No	Yes	No
Rio Grande (Isleta -Tijeras)	E. coli	<input checked="" type="checkbox"/>	<input type="checkbox"/>	<input checked="" type="checkbox"/>	<input type="checkbox"/>
Rio Grande (Isleta -Tijeras)	DO, PCBs & Hg-Fish Consumption	<input type="checkbox"/>	<input checked="" type="checkbox"/>	<input type="checkbox"/>	<input type="checkbox"/>
Rio Grande (Tijeras - Alameda)	DO, Temp., PCBs & Hg-Fish Consumption	<input type="checkbox"/>	<input checked="" type="checkbox"/>	<input type="checkbox"/>	<input type="checkbox"/>
Rio Grande (Tijeras - Alameda)	E. coli	<input checked="" type="checkbox"/>	<input type="checkbox"/>	<input checked="" type="checkbox"/>	<input type="checkbox"/>

2. B. Continued

Impaired Water	Impairment	Approved TMDL		TMDL assigns WLA to MS4	
Tijeras Arroyo NM-9000.A_00	Nutrients	<input checked="" type="checkbox"/> Yes	<input type="checkbox"/> No	<input checked="" type="checkbox"/> Yes	<input type="checkbox"/> No
Rio Grande (Alameda - US550)	PCBs & Hg-Fish Consumption	<input type="checkbox"/> Yes	<input checked="" type="checkbox"/> No	<input type="checkbox"/> Yes	<input type="checkbox"/> No
Rio Grande (Alameda - US550)	E. coli	<input checked="" type="checkbox"/> Yes	<input type="checkbox"/> No	<input checked="" type="checkbox"/> Yes	<input type="checkbox"/> No
Rio Grande (Alameda - US550)	Gross Alpha, adjusted & PCBs	<input type="checkbox"/> Yes	<input checked="" type="checkbox"/> No	<input type="checkbox"/> Yes	<input type="checkbox"/> No

C. What specific sources contributing to the impairment(s) are you targeting in your stormwater program?

Temperature, Gross Alpha, Mercury and PCBs: no action, not directly related to NMDOT roadways or operations. Nutrients working cooperatively with other MS4s. E. coli: NMDOT is part of a cooperative education/outreach program.

D. Do you discharge to any high-quality waters (e.g., Tier 2, Tier 3, outstanding natural resource waters, or other state or federal designation)? Yes No

E. Are you implementing additional specific provisions to ensure their continued integrity? Yes No

3. Public Education and Public Participation

A. Is your public education program targeting specific pollutants and sources of those pollutants? Yes No

B. If yes, what are the specific sources and/or pollutants addressed by your public education program?

NMDOT and MRGSQT brochures, educational displays, and outreach programs address litter, household hazardous waste, illicit discharges, failing septic systems, pet waste, and general stormwater quality awareness.

C. Note specific successful outcome(s) (e.g., quantified reduction in fertilizer use; NOT tasks, events, publications) fully or partially attributable to your public education program during this reporting period.

Refer to the MRGSQT Outcomes Report for a summary of educational outreach outcomes for the year. The draft MRGSQT Outcomes Report is included in Attachment 1.

D. Do you have an advisory committee or other body comprised of the public and other stakeholders that provides regular input on your stormwater program? Yes No

4. Construction

A. Do you have an ordinance or other regulatory mechanism stipulating:

Erosion and sediment control requirements? Yes No

Other construction waste control requirements? Yes No

Requirement to submit construction plans for review? Yes No

MS4 enforcement authority? Yes No

B. Do you have written procedures for:

Reviewing construction plans? Yes No

Performing inspections? Yes No

Responding to violations? Yes No

C. Identify the number of active construction sites \geq 1 acre in operation in your jurisdiction at any time during the reporting period.

D. How many of the sites identified in 4.C did you inspect during this reporting period?

E. Describe, on average, the frequency with which your program conducts construction site inspections.

All projects within NMDOT right-of-way are inspected per the Construction General Permit (CGP) requirements.

F. Do you prioritize certain construction sites for more frequent inspections? Yes No

If Yes, based on what criteria?

G. Identify which of the following types of enforcement actions you used during the reporting period for construction activities, indicate the number of actions, or note those for which you do not have authority:

Yes Notice of violation No Authority

Yes Administrative fines No Authority

Yes Stop Work Orders No Authority

Yes Civil penalties No Authority

Yes Criminal actions No Authority

Yes Administrative orders No Authority

Yes Other

H. Do you use an electronic tool (e.g., GIS, data base, spreadsheet) to track the locations, inspection results, and enforcement actions of active construction sites in your jurisdiction? Yes No

I. What are the 3 most common types of violations documented during this reporting period?

Typically NMDOT projects will have minor comments to contractors regarding BMPs, but nothing that has resulted in an enforcement action. NMDOT has the ability to enforce deficiencies through contract documents if escalation is required.

J. How often do municipal employees receive training on the construction program?

5. Illicit Discharge Elimination

A. Have you completed a map of all outfalls and receiving waters of your storm sewer system? Yes No

B. Have you completed a map of all storm drain pipes and other conveyances in the storm sewer system? Yes No

C. Identify the number of outfalls in your storm sewer system.

D. Do you have documented procedures, including frequency, for screening outfalls? Yes No

E. Of the outfalls identified in 5.C, how many were screened for dry weather discharges during this reporting period?

F. Of the outfalls identified in 5.C, how many have been screened for dry weather discharges at any time since you obtained MS4 permit coverage?

G. What is your frequency for screening outfalls for illicit discharges? Describe any variation based on size/type.

Outfalls are screened a minimum of once per Permit term.

H. Do you have an ordinance or other regulatory mechanism that effectively prohibits illicit discharges? Yes No

I. Do you have an ordinance or other regulatory mechanism that provides authority for you to take enforcement action and/or recover costs for addressing illicit discharges? Yes No

J. During this reporting period, how many illicit discharges/illegal connections have you discovered?

K. Of those illicit discharges/illegal connections that have been discovered or reported, how many have been eliminated?

L. How often do municipal employees receive training on the illicit discharge program?

6. Stormwater Management for Municipal Operations

A. Have stormwater pollution prevention plans (or an equivalent plan) been developed for:

- | | | |
|--|---|--|
| All public parks, ball fields, other recreational facilities and other open spaces | <input type="checkbox"/> Yes | <input checked="" type="checkbox"/> No |
| All municipal construction activities, including those disturbing less than 1 acre | <input type="checkbox"/> Yes | <input checked="" type="checkbox"/> No |
| All municipal turf grass/landscape management activities | <input type="checkbox"/> Yes | <input checked="" type="checkbox"/> No |
| All municipal vehicle fueling, operation and maintenance activities | <input checked="" type="checkbox"/> Yes | <input type="checkbox"/> No |
| All municipal maintenance yards | <input checked="" type="checkbox"/> Yes | <input type="checkbox"/> No |
| All municipal waste handling and disposal areas | <input type="checkbox"/> Yes | <input checked="" type="checkbox"/> No |

Other

B. Are stormwater inspections conducted at these facilities? Yes No

C. If Yes, at what frequency are inspections conducted?

D. List activities for which operating procedures or management practices specific to stormwater management have been developed (e.g., road repairs, catch basin cleaning).

Street sweeping, litter pickup, catch basin cleaning, culvert cleaning, scour repair, and water quality structure maintenance.

E. Do you prioritize certain municipal activities and/or facilities for more frequent inspection? Yes No

F. If Yes, which activities and/or facilities receive most frequent inspections?

G. Do all municipal employees and contractors overseeing planning and implementation of stormwater-related activities receive comprehensive training on stormwater management? Yes No

H. If yes, do you also provide regular updates and refreshers? Yes No

I. If so, how frequently and/or under what circumstances?

Ongoing, as needed.

7. Long-term (Post-Construction) Stormwater Measures

A. Do you have an ordinance or other regulatory mechanism to require:

- | | | |
|--|---|-----------------------------|
| Site plan reviews for stormwater/water quality of all new and re-development projects? | <input checked="" type="checkbox"/> Yes | <input type="checkbox"/> No |
| Long-term operation and maintenance of stormwater management controls? | <input checked="" type="checkbox"/> Yes | <input type="checkbox"/> No |
| Retrofitting to incorporate long-term stormwater management controls? | <input checked="" type="checkbox"/> Yes | <input type="checkbox"/> No |

B. If you have retrofit requirements, what are the circumstances/criteria?

NMDOT will review STIP projects for opportunities to retrofit and incorporate appropriate control measures into redevelopment projects. NMDOT will not develop an inventory or priority ranking of potential retrofit projects.

C. What are your criteria for determining which new/re-development stormwater plans you will review (e.g., all projects, projects disturbing greater than one acre, etc.)?

NMDOT will review STIP projects for opportunities to retrofit and incorporate appropriate control measures into redevelopment projects. NMDOT will not develop an inventory or priority ranking of potential retrofit projects.

- D. Do you require water quality or quantity design standards or performance standards, either directly or by reference to a state or other standard, be met for new development and re-development? Yes No
- E. Do these performance or design standards require that pre-development hydrology be met for:
- Flow volumes Yes No
- Peak discharge rates Yes No
- Discharge frequency Yes No
- Flow duration Yes No
- F. Please provide the URL/reference where all post-construction stormwater management standards can be found.

See Item 10, Additional Information for URL/reference link

- G. How many development and redevelopment project plans were reviewed during the reporting period to assess impacts to water quality and receiving stream protection?
- H. How many of the plans identified in 7.G were approved?
- I. How many privately owned permanent stormwater management practices/facilities were inspected during the reporting period?
- J. How many of the practices/facilities identified in I were found to have inadequate maintenance?
- K. How long do you give operators to remedy any operation and maintenance deficiencies identified during inspections?
- L. Do you have authority to take enforcement action for failure to properly operate and maintain stormwater practices/facilities? Yes No
- M. How many formal enforcement actions (i.e., more than a verbal or written warning) were taken for failure to adequately operate and/or maintain stormwater management practices?
- N. Do you use an electronic tool (e.g., GIS, database, spreadsheet) to track post-construction BMPs, inspections and maintenance? Yes No
- O. Do all municipal departments and/or staff (as relevant) have access to this tracking system? Yes No
- P. How often do municipal employees receive training on the post-construction program?

8. Program Resources

- A. What was the annual expenditure to implement MS4 permit requirements this reporting period?
- B. What is next year's budget for implementing the requirements of your MS4 NPDES permit?
- C. This year what is/are your source(s) of funding for the stormwater program, and annual revenue (amount or percentage) derived from each?
- | | | | | | |
|---------|---|-----------|----------------------|------|----------------------------------|
| Source: | <input type="text" value="DOT Budget"/> | Amount \$ | <input type="text"/> | OR % | <input type="text" value="100"/> |
| Source: | <input type="text"/> | Amount \$ | <input type="text"/> | OR % | <input type="text"/> |
| Source: | <input type="text"/> | Amount \$ | <input type="text"/> | OR % | <input type="text"/> |
- D. How many FTEs does your municipality devote to the stormwater program (specifically for implementing the stormwater program; not municipal employees with other primary responsibilities)?

E. Do you share program implementation responsibilities with any other entities? Yes No

Entity	Activity/Task/Responsibility	Your Oversight/Accountability Mechanism
	MRG Stormwater Quality Team	See Item 10, Additional Information for a more
	MS4 Technical Advisory Group (TAG)	complete response of cooperative programs
	Cooperative sampling program (CMC)	

9. Evaluating/Measuring Progress

A. What indicators do you use to evaluate the overall effectiveness of your stormwater management program, how long have you been tracking them, and at what frequency? These are not measurable goals for individual management practices or tasks, but large-scale or long-term metrics for the overall program, such as macroinvertebrate community indices, measures of effective impervious cover in the watershed, indicators of in-stream hydrologic stability, etc.

Indicator	Began Tracking (year)	Frequency	Number of Locations
<i>Example: E. coli</i>	2003	Weekly April–September	20
General Public Surveys	2014	typically two times per year	2
Nutrient Study	2014	Once per permit term	6
Adopt-a-highway tracking	pre MS4 Permit	monthly	12 roadways
Maintenance activity tracking	pre MS4 Permit	weekly	31 roadways
See Item 10, Additional Information			

B. What environmental quality trends have you documented over the duration of your stormwater program? Reports or summaries can be attached electronically, or provide the URL to where they may be found on the Web.

See Item 10, Additional Information for a more complete response

10. Additional Information

Please attach any additional information on the performance of your MS4 program, including information required in Parts I.C, I.D, and III.B. If providing clarification to any of the questions above, please provide the question number (e.g., 2C) in your response.

Certification Statement and Signature

I certify under penalty of law that this document and all attachments were prepared under my direction or supervision in accordance with a system designed to assure that qualified personnel properly gathered and evaluated the information submitted. Based on my inquiry of the person or persons who manage the system, or those persons directly responsible for gathering the information, the information submitted is, to the best of my knowledge and belief, true, accurate, and complete. I am aware that there are significant penalties for submitting false information, including the possibility of fine and imprisonment for knowing violations.

Yes No

Federal regulations require this application to be signed as follows: **For a municipal, State, Federal, or other public facility:** by either a principal executive or ranking elected official.

Signature		Paul Brasher, P.E., District 3 Engineer	
		Name of Certifying Official, Title	Date (mm/dd/yyyy)



Date: October 7, 2024
To: EPA Region 6
From: Tim Trujillo, NMDOT District 3 - Drainage Engineer
Subject: **NPDES Stormwater Program MS4 Annual Report
Item 10: Additional Information
New Mexico Department of Transportation, District 3
NPDES Permit NMR04A000, Permit Tracking Number ID NMR04A010**

The items below provide additional information for each corresponding item in the MS4 Annual Report Format PDF for the reporting period July 1, 2023, to June 30, 2024.

1. The total population listed is 741,318 for the City of Albuquerque, which is classified as an Urbanized Area (UA) within NMDOT District 3. The 2010 U.S. Census population values for the UAs and urban clusters were used for this population estimate.

NPDES Permit number: NMR04A000, Permit Tracking Number ID NMR04A010.

2B: Impaired Waters – Text box in the Environmental Protection Agency (EPA) Annual Report Format PDF form truncates the text. For clarity, impaired waters that the NMDOT District 3 discharges to within the City of Albuquerque MS4 area are summarized in Table 1 on page 2 of this memo. The impaired waters designations shown in Table 1 are from New Mexico Environment Department (NMED) Surface Water Quality Bureau 2022-2024, State of New Mexico Clean Water Act (CWA) §303(d)/§305(b) Integrated List & Report approved by EPA on April 26, 2022, and the 2024-2026 State of New Mexico CWA §303(d)/§305(b) Integrated List & Report approved by EPA on May 13, 2024. For the waters located within the NMDOT District 3 area, the impairments and Total Maximum Daily Loads (TMDLs) did not change from the 2022-2024 report to the 2024-2026 report. These reports were approved after the Middle Rio Grande (MRG) MS4 Permit went into administrative continuance. Previous impairment lists are available on the NMED Surface Water Quality website (<https://www.env.nm.gov/surface-water-quality/303d-305b/>). The Tijeras Arroyo (Four Hills Bridge to headwaters) TMDL for nutrients was finalized in 2017 by NMED and is listed in Table 1. However, since this TMDL was released after the MRG MS4 Permit (NMR04A000) December 2014 issuance date, nutrients in the Tijeras Arroyo are treated as an impairment without a TMDL for the purposes of permit compliance.

Table 1: Impaired Waters Summary Table

Impaired Water*	Impairment	Approved TMDL?	TMDL Assigns WLA for MS4?
Rio Grande NM 2105_50 (Isleta Pueblo boundary to Tijeras Arroyo)	E. coli	Yes	Yes
	Dissolved Oxygen	No	N/A
	PCBs – Fish Consumption Advisory	No	N/A
	Mercury (Hg) – Fish Consumption Advisory	No	N/A
Rio Grande NM-2105.1_51 (Tijeras Arroyo to Alameda Bridge)	E. coli	Yes	Yes
	Dissolved Oxygen	No	N/A
	PCBs – Fish Consumption Advisory	No	N/A
	Temperature	No	N/A
Tijeras Arroyo NM-9000.A_001 (Four Hills Bridge to headwaters)	Nutrients	Yes**	Yes**
Rio Grande NM-2105.1_00 (non-pueblo Alameda Bridge to HWY 550 Bridge)	E. coli	Yes	Yes
	Gross Alpha, Adjusted	No	N/A
	PCBs – Fish Consumption Advisory	No	N/A
	PCBs	No	N/A
	Mercury (Hg) – Fish Consumption Advisory	No	N/A

*Impaired water designation from New Mexico Environment Department (NMED) Surface Water Quality Bureau 2022-2024 and the 2024-2026 State of New Mexico CWA §303(d)/§305(b) Integrated Lists & Reports.

**A TMDL for nutrients in the Tijeras Arroyo was finalized on 10/12/2017. Since this TMDL was released after the Middle Rio Grande (MRG) MS4 Permit issuance, for the purposes of permit compliance, nutrients in the Tijeras Arroyo are treated as an impairment without a TMDL.

2C: NMDOT maintenance activities target collection, removal, and disposal of floatables, roadside litter, and sediment. NMDOT compliance with the Construction General Permit (CGP) requirements targets sedimentation concerns within the watershed.

NMDOT does not contribute to the temperature, gross alpha, PCB, or mercury impairments, as these pollutants are not directly related to NMDOT roadways or operations.

For E. coli, MS4s can be significant sources of E. coli because urban runoff can be affected by pet waste, illicit sewer connections, and failing septic systems – all of which are not directly related to NMDOT roadways or operations. NMDOT is a member of the Mid-Rio Grande Stormwater Quality Team (MRGSQT) which organizes education and outreach related to reducing pet waste, preventing illicit sewer connections, and repairing failing septic systems (<http://www.keeptheriogrand.org/>). In addition, NMDOT requires utility permits to help ensure that illicit utility connections do not occur.

For nutrients, NMDOT is working with Bernalillo County and the City of Albuquerque related to nutrient concerns in the Tijeras Arroyo (also referred to as Tijeras Creek). NMDOT District 3 is a partner in the [Tijeras Creek Watershed Collaborative](#) – an interagency initiative focused on preserving and improving the Tijeras Creek Watershed ecological and cultural landscapes through public education and on-the-ground restoration.

2. No additional comments on information provided on the MS4 Annual Report Form. The MRGSQT Outcomes Report provides a summary of the educational outreach efforts and outcomes within the watershed. The Outcomes Report is included as Attachment 1 to this MS4 Annual Report. *Please note that this Outcomes Report is not yet complete and is not included with the Draft MS4 Annual Report.*

3. **4A:** Regulatory Mechanisms:

NMDOT Standard Specifications for Highway and Bridge Construction – web link: <https://dot.state.nm.us/content/nmdot/en/standards.html#>, construction contract, and NPDES Manual (Revision 4, 10/2023) – web link: <https://www.dot.nm.gov/wp-content/uploads/2024/01/NMDOT-NPDES-Manual-Rev-4-2023.pdf>. NMDOT led the effort to update the NPDES Manual in FY 2020, and again in FY 2023-FY 2024. The FY 2020-FY 2021 update included updated regulatory information and the addition of Green Stormwater Infrastructure (GSI) and Low Impact Development (LID) Best Management Practices. The FY 2023-FY 2024 update addressed the Construction General Permit (CGP) section of the manual to reflect updates from the 2022 CGP.

In FY 2024, NMDOT finalized an Erosion and Sediment Control Field Guide to assist NMDOT staff and inspectors, as well as contractors, with improved CGP compliance. This field guide includes information on CGP requirements as well as inspection information on best management practices for construction phase temporary erosion and sediment control. NMDOT printed 240 copies of the flip book field guide for their staff and contractors; it can be found online here: https://www.dot.nm.gov/wp-content/uploads/2024/07/2024-05-23-Erosion-and-Sediment-Control-Field-Guide_FINAL-FOR-WEB.pdf.

4B: NMDOT Standard Specifications for Highway and Bridge Construction and EPA SWPPP inspection form (available in NPDES Manual). Links provided in 4A above.

4C: In FY 2024, there were seven (7) active NMDOT construction projects that were within the MS4 boundary and disturbed greater than (>) one (1) acre of bare ground. As a result, there were seven (7) construction sites that required inspections during this reporting period.

4J: NMDOT NPDES/SWPPP Qualified training is required every four (4) years, but is typically offered multiple times per year.

4. **5A:** An NMDOT outfalls map for the City of Albuquerque MS4 area has been developed. There have not been any updates to these in FY 2024. This map is available upon request.

5B: The vast majority of potential NMDOT storm drain outlets are short culverts under the roadways, and therefore do not need to be mapped to determine upstream sources. The limited networked storm drains within NMDOT ROW capture only NMDOT runoff. Mapping these will serve no benefit in locating illicit discharges entering NMDOT ROW from outside its jurisdiction. Several MS4s within the Middle Rio Grande have storm drain maps that include many of the NMDOT roadway drainage structures within the MS4 area.

5E & 5F: There are seven (7) identified outfalls. One (1) of the seven (7) outfalls discharges into an irrigation drain. During two (2) inspections over the permit term, the irrigation drain had been carrying water and the outfall was not able to be screened. NMDOT has determined that this drain is never dry, so outfall observation will not be possible at this location.

5H: NMDOT has no authority to issue an ordinance or other regulatory mechanism to prohibit illicit discharges.

5I: NMDOT has no authority to issue an ordinance or other regulatory mechanism to take enforcement action or recover costs for addressing illicit discharges.

5J & 5K: No illicit discharges were discovered during this reporting period.

5L: NMDOT does not have a stand-alone illicit discharge training program – this topic is covered in the general stormwater training, spill prevention and response training, as well as in the maintenance activity performance guidelines (such as emergency repairs/clean-up and litter pickup). All employees also have access to an illicit discharge educational brochure and report form – <https://www.dot.nm.gov/wp-content/uploads/2021/10/Illicit-Discharge-Brochure-and-Form.pdf>.

6. **6A:**
1. NMDOT does not have parks or ball fields.
 2. All projects greater than (>) one (1) acre are required to develop a SWPPP; projects less than (<) one (1) acre are dealt with on a case-by-case basis.
 3. NMDOT has negligible turf and landscaping.

4. NMDOT has equivalent plans for vehicle fueling and operation and maintenance activities.
5. NMDOT has developed SWPPP type documents for the NMDOT facilities/maintenance yards within the MS4 area.
6. NMDOT does not have municipal waste handling facilities.

6B: Stormwater inspections are typically conducted by NMDOT once or twice per year.

6G: All employees who approve drainage plans and final stabilization temporary erosion control plans receive comprehensive training on stormwater management.

7. **7E:**

1. Pre-development hydrology flow volumes are not limited by NMDOT design standards. Stormwater retention is required within MS4 areas as required in the MS4 Permits (currently required in the MRG Permit and anticipated in the regulations in the forthcoming state-wide permit).
2. Peak discharge rate limits are addressed in the current *Drainage Design Manual* (DDM).
3. Discharge frequency is not limited by NMDOT design standards.
4. Flow duration is not limited by NMDOT design standards.

7F: The web page link to NMDOT's *Drainage Design Manual*, which includes post-construction stormwater management standards, is:

<https://www.dot.nm.gov/infrastructure/program-management/drainage-design/>

In FY 2024, NMDOT finalized a Green Stormwater Infrastructure (GSI) Maintenance Field Guide and GSI Maintenance Manual to assist NMDOT staff and maintenance contractors with improved maintenance of drainage facilities with GSI features, which have both engineered and biological components and require maintenance. GSI features are designed to capture, treat, and infiltrate stormwater. They provide other benefits, such as shade, habitat, and beauty. NMDOT printed over 200 copies of the flip book field guide for their staff and contractors and it can be found online here:

https://www.dot.nm.gov/wp-content/uploads/2024/07/2024-05-23-GSI-Maintenance-Field-Guide_FINAL-FOR-WEB.pdf. The GSI Maintenance Manual is located online

here: https://www.dot.nm.gov/wp-content/uploads/2024/07/NMDOT-GSI-Maintenance-Manual_Final.pdf.

7G & 7H: Plan reviews are tracked by NMDOT for commercial access drainage and grading projects, NMDOT internal projects, and local projects. A total of TBD commercial access drainage and grading projects were reviewed by NMDOT District 3 in FY 2024. There were TBD NMDOT internal projects reviewed within the D3 urbanized area in FY 2024.

7I & 7J: Not applicable; there are no privately-owned facilities within NMDOT jurisdiction.

7K through M: Not applicable; NMDOT is the only operator post-construction and as a result, no enforcement authority or action is required.

8. **8A:** Dollar amounts shown reflect estimated expenditures from July 1, 2023, through June 30, 2024. Expenditures shown reflect consultant fees, contributions to the Mid-Rio Grande Stormwater Quality Team (MRGSQT) and the Stormwater Quality Sampling Program, and costs for maintenance activities (litter pickup, street sweeping, drainage structure cleaning, etc.) within the MS4 boundary. The costs of the Drainage Design & Environmental Bureau's employee salaries, training, and travel expenses were **not** included in this MS4 program resources estimate.

1. Consultant fees = \$49,010

2. Stormwater Quality Sampling and MRGSQT = \$16,100

3. Roadway Sweeping = \$525,600

4. Maintenance and Litter Pickup activities = \$686,000

5. Total = \$1,276,710

8B: Next year's budget for implementing NMDOT District 3's MS4 NPDES program is anticipated to be similar to this year's expenditures.

8C: NMDOT has no annual revenue or direct funding source for the MS4 program. The MS4 program budget (amounts shown) is allocated out of the general funding for the DOT.

8E: The text box in the EPA Annual Report PDF form does not allow enough space to enter a complete response. Complete response (Note – Table continues on p. 8):

Entity	Activity/Task/ Responsibility	Your Oversight/ Accountability Mechanism
NMDOT – District 3 Bernalillo County AMAFCA City of Albuquerque UNM Sandoval County Village of Corrales City of Rio Rancho Village of Los Ranchos Kirtland Air Force Base Town of Bernalillo SSCAFCA ESCAFCA Sandia National Laboratory (DOE)	MS4 Technical Advisory Group (TAG) – various cooperative activities	Intergovernmental Agreement
NMDOT – District 3 AMAFCA City of Albuquerque Bernalillo County Village of Corrales City of Rio Rancho Village of Los Ranchos Town of Bernalillo SSCAFCA ESCAFCA Sandoval County Ciudad Soil and Water Conservation District	Mid-Rio Grande Stormwater Quality Team (MRGSQT)	Intergovernmental Agreement
NMDOT – District 3 Bernalillo County AMAFCA City of Albuquerque UNM Sandoval County Village of Corrales City of Rio Rancho Village of Los Ranchos Town of Bernalillo SSCAFCA ESCAFCA	MS4 Compliance Monitoring Cooperative (CMC) – Wet Weather Monitoring	Intergovernmental Agreement
NMDOT – District 3 Bernalillo County Village of Los Ranchos AMAFCA	Development Review – Construction and Post- Construction Stormwater Management	Intergovernmental Agreement

Entity	Activity/Task/Responsibility	Your Oversight/Accountability Mechanism
NMDOT – District 3 Bernalillo County ABCWUA City of Albuquerque AMAFCA Village of Los Ranchos	Capacity, Management, Operations and Maintenance (CMOM) Plan Spill Response, emphasis on Fats, Oils and Grease (FOG)	Intergovernmental Agreement
NMDOT – District 3 Bernalillo County City of Albuquerque AMAFCA	Investigation and Resolution of IDDE	Shared without cost allocation

9. **9A:** NMDOT is a non-traditional MS4 and evaluating the overall effectiveness of its stormwater management program focuses on metrics collected specific to its roadway facilities. NMDOT tracks general public surveys with the Middle Rio Grande Stormwater Quality Team (MRGSQT) and nutrient study results for the Tijeras Arroyo with the City of Albuquerque and Bernalillo County. Large scale watershed or in-stream hydrologic studies are beyond the jurisdiction and reach of NMDOT. NMDOT tracks adopt-a-highway data (public participation litter removal program) including the number of volunteers and amount of trash removed for each location. In addition, through NMDOT’s Maintenance Management System (MMS) system, NMDOT tracks all maintenance activities in each district including miles of roadway sweeping, litter removal, and drainage structure cleanings. Tracking this data assists NMDOT in evaluating the overall effectiveness of its activities related to stormwater management and MS4 Permit compliance.

9B: NMDOT has not been directly involved with creating these documents. Upon request, a list may be compiled for documents relating to this item. Trends and data collected by the CMC have been provided to New Mexico Environment Department (NMED) for additional analysis. Some additional information may also be found at <http://www.keeptheriogrand.org/resources/>.

10. Supporting documents similar to those provided in the attachments of previous MS4 Annual Reports have been compiled and are on file at NMDOT offices. They have not been included in this report to keep this submittal a manageable size. These supporting documents are available upon request.

Attachments:

- Attachment 1 – FY 2024 MRGSQT Outcomes Report
Please note that this report is not yet complete and is not included with the Draft MS4 Annual Report.
- Attachment 2 – Compliance Monitoring Cooperative (CMC) – FY 2024 Stormwater Monitoring Memo

Attachment 1
FY 2024 MRGSQT Outcomes Report

***Please note that this report is not yet complete and is not included
with the Draft MS4 Annual Report***

Attachment 2
Compliance Monitoring Cooperative (CMC) –
FY 2024 Stormwater Monitoring Memo

MEMORANDUM

DATE: 9/6/2024

TO Patrick Chavez, AMAFCA

FROM: Sarah Ganley, PE, ENV-SP
Savannah Maynard
Emma Adams, EI

SUBJECT: **CMC Dry Season, Wet Weather Stormwater Monitoring
Data Verification, Analysis Results Database, and Reporting Memo
FY 2024 Dry Season (Nov. 1, 2023 to June 30, 2024)**

NOTIFICATION OF IN-STREAM WATER QUALITY EXCEEDANCES

For downstream notification purposes, the following parameters for in-stream samples taken in the Rio Grande for the FY 2024 dry season had results that exceeded applicable water quality standards (WQSs) for four (4) samples of E. coli, two (2) samples of polychlorinated biphenyls (PCBs), and one (1) sample of dissolved copper. Table 1 summarizes the samples and the applicable WQSs that were exceeded. Additional details on the sampling results shown in Table 1 are provided in this memo. In addition, this memo includes a discussion of two (2) sample results with dissolved oxygen (DO) that were below WQSs, likely due to composite field-testing.

**Table 1: Parameters Detected Above Applicable Water Quality Standards
 CMC FY 2024 Dry Season Monitoring**

Sampling Date Location	Parameters, Applicable Water Quality Standard (WQS), and Results Exceeding Applicable WQS		
	E. coli	PCBs	Dissolved Copper
	WQS: 88 MPN (CFU/100 mL) Pueblo of Isleta Primary Contact Ceremonial & Recreational	WQS: 0.00017 ug/L Pueblo of Isleta Human Health Criteria (based on fish consumption only)	WQS: Acute / Chronic: 8 ug/L / 12 ug/L Aquatic Life Acute/Chronic Values are based on a hardness for Pueblo of Isleta, Pueblo of Sandia and New Mexico WQSs
12/14/2023 Rio Grande South Isleta Dam	Exceeded 235.9 MPN (CFU/100 mL)	Exceeded 0.0002908 ug/L	No Exceedance
6/26/2024 Rio Grande North Angostura	Exceeded 108 MPN (CFU/100 mL)	No Exceedance	No Exceedance
6/26/2024 Rio Grande at Alameda	Exceeded 97 MPN (CFU/100 mL)	Not Tested	Not Tested
6/27/2024 Rio Grande South Isleta Dam	Exceeded 644 MPN (CFU/100 mL)	Exceeded 0.000323 ug/L	Exceeded 10 ug/L

OVERVIEW OF STORMWATER MONITORING ACTIVITY

Bohannon Huston, Inc. (BHI) has been tasked to perform water quality services for the Compliance Monitoring Cooperative (CMC) Stormwater Data Verification, Database, and Reporting for the Dry Season, Wet Weather Stormwater Quality Monitoring Program for Fiscal Year (FY) 2024 (Nov. 1, 2023 to June 30, 2024). The scope of work for this task includes data verification of the stormwater laboratory analysis results, compiling the analysis results into a database, and calculating the E. coli loading to compare with the Waste Load Allocation (WLA) for qualifying storm events. The stormwater compliance monitoring was conducted separately by Daniel B. Stephens & Associates, Inc. (DBS&A) and is not a part of this BHI task. This task is being conducted to assist the CMC members with their comprehensive

monitoring and assessment program for compliance under the 2014 Middle Rio Grande (MRG) Watershed Based Municipal Separate Storm Sewer System (MS4) Permit, NPDES Permit No. NMR04A000 ("WSB MS4 Permit").

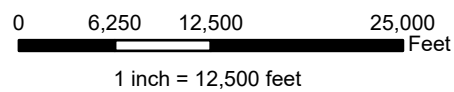
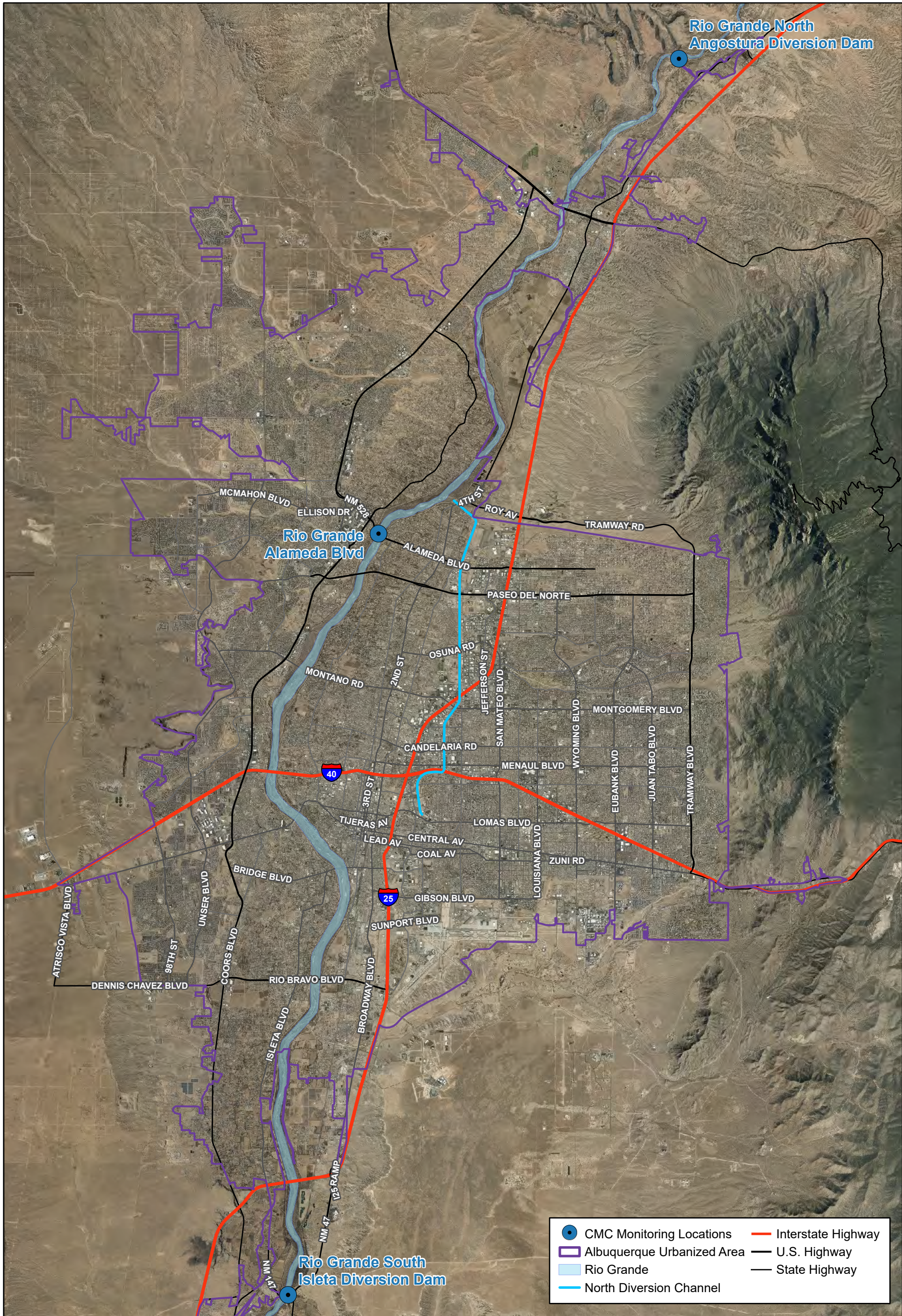
The WSB MS4 Permit entered Administrative Continuance in December 2019 when U.S. Environmental Protection Agency (EPA) Region 6 did not issue a new MS4 Permit before the current WSB MS4 Permit's expiration date. The MRG Technical Advisory Group (TAG) sent EPA a letter dated October 15, 2019, acknowledging Administrative Continuance after the expiration date of the 5-year WSB MS4 Permit term. Until a new WSB MS4 Permit is issued, there are no compliance monitoring requirements for the CMC in the Rio Grande. As identified in the WSB MS4 CMC Monitoring Plan, the WSB MS4 Permit required a minimum of seven (7) storm events be sampled at both the Rio Grande North and Rio Grande South locations (refer to Figure 1, page 4). All MS4 Permit required samples have been obtained by the CMC, as well as six (6) additional samples obtained during Administrative Continuance (FY 2021 through FY 2024); all 13 CMC samples are summarized in Table 2 below.

**Table 2: CMC Sample Summary
 Compared to WSB MS4 Permit Requirements**

Storm Events Required to Sample	CMC-WSB MS4 Permit Required Samples per Season	FY (Date) Samples Obtained for CMC
1	#1 Wet Season	FY 2017 (8/10/2016)
2	#2 Wet Season	FY 2017 (9/12/2016)
3	#3 Wet Season	FY 2017 (9/21/2016)
4	#1 Dry Season	FY 2017 (11/21/2016)
5	#2 Dry Season	FY 2019 (3/13/2019)
6	Any Season	FY 2018 (Wet Season - 7/27/2017)
7	Any Season	FY 2018 (Wet Season - 9/27/2017)
Not Required	Wet Season	FY 2021 (10/28/2020)
Not Required	Dry Season	FY 2021 (4/28/2021)
Not Required	Wet Season	FY 2022 (9/1/2021)
Not Required	Wet Season	FY 2023 (10/5/2022)
Not Required	Dry Season	FY 2024 (12/14/2023)
Not Required	Dry Season	FY 2024 (6/26/2024)

During the WSB MS4 Permit Administrative Continuance, the CMC members chose to continue sampling within the Rio Grande to support their MS4 program needs and gather additional data in support of the future WSB MS4 Permit compliance. This memo reports on the wet weather stormwater monitoring activity for the FY 2024 dry season (Nov. 1, 2023 to June 30, 2024).

The CMC Excel database was updated with the FY 2024 dry season monitoring data as results were received. The database contains sample location, sample date, analyses conducted, methods used, applicable surface WQs, WSB MS4 Permit required Minimum Qualification Levels (MQLs) and results.



CMC Monitoring

**Figure 1
Monitoring Locations**

SUMMARY OF THE CMC SAMPLING PLAN

Sampling Parameters:

Samples from both the Rio Grande North and Rio Grande South monitoring locations were analyzed for the parameters defined in the EPA approved WSB MS4 CMC Monitoring Plan, May 5, 2016. The parameter list for both locations, which is intended to characterize stormwater discharges into the river, is as follows:

- Total Suspended Solids (TSS)
- Total Dissolved Solids (TDS)
- Chemical Oxygen Demand (COD)
- Biological Oxygen Demand – 5-day (BOD₅)
- Dissolved Oxygen (DO)
- Oil & grease (N-Hexane Extractable Material)
- E. coli
- pH
- Total Kjeldahl Nitrogen (TKN)
- Nitrate plus Nitrite
- Dissolved Phosphorus
- Ammonia as Nitrogen
- Nitrogen (Total Nitrogen)
- Phosphorous (Total Phosphorous)
- Polychlorinated Biphenyls (PCBs - Method 1668A)
- Gross Alpha, adjusted
- Tetrahydrofuran
- Benzo(a)pyrene
- Benzo(b)fluoranthene (3, 4 Benzofluoranthene)
- Benzo(k)fluoranthene
- Chrysene
- Indeno (1,2,3-cd) Pyrene
- Dieldrin
- Pentachlorophenol
- Benzidine
- Benzo(a)anthracene
- Dibenzofuran
- Dibenzo(a, h)anthracene
- Chromium VI (Hexavalent)
- Dissolved Copper
- Dissolved Lead
- Bis (2-ethylhexyl) phthalate
- Conductivity
- Temperature
- Hardness (as CaCO₃)
- Per-and polyfluoroalkyl substances, known as PFAS

Hardness (as CaCO₃) was added to the parameter list to allow dissolved metal results to be compared to the applicable WQSs. Per the WSB MS4 Permit, DO, pH, conductivity, and temperature are required by to be analyzed in the field during sample collection, which was conducted by DBS&A, within 15 minutes of sample collection. All E. coli samples were submitted to the laboratory within eight (8) hours of collection in order to meet the specified hold time. Testing for PFAS was added to the parameter list by the CMC in 2024, and the June 2024 sample included PFAS testing.

Sampling Locations:

The sampling locations are shown in Figure 1, page 4.

Rio Grande North – In-stream sampling within the Rio Grande was performed upstream of the Angostura Diversion Dam at the north end of the watershed. The location is upstream of all inputs from the Urban Area (UA) to the river and provides the background water conditions.

Rio Grande South – In-stream sampling within the Rio Grande was performed at the Isleta Bridge at the south end of the watershed. The location is downstream of all inputs from the UA to the river and provides the downstream water conditions. These locations have been accepted by EPA and the New Mexico Environment Department (NMED) to meet the WSB MS4 Permit requirements in Part III.A.

During this FY 2024 dry season, two (2) E. coli samples were collected within the Rio Grande at Alameda Blvd. This is the location of the NMED defined stream segment divide (refer to Figure 6). This sample point was added after discussion with NMED in February 2017, regarding potential refinements to E. coli loading calculations.

Sample Collection:

As mentioned previously, sample collection for the CMC was conducted by DBS&A (through a separate on-call contract). Since BHI was not involved in the sample collection, this task and memo do not address the details of the methodologies regarding sampling, determining if an event was a qualifying storm event, or determining the timing of the hydrograph at the Rio Grande Alameda and Rio Grande South locations.

DBS&A provided BHI their field notes and field sample data (temperature, DO, specific conductivity, and pH) for the FY 2024 dry season sampling. AMAFCA provided BHI the completed laboratory analysis reports from Eurofins Environment Testing for this monitoring season.

Quality Assurance Project Plan (QAPP):

AMAFCA provided BHI with the Draft Quality Assurance Project Plan (QAPP) for the CMC, dated June 14, 2016. DBS&A followed this QAPP during sample collection. BHI used this QAPP and the included standard operating procedures (SOPs) for the data verification and validation.

MONITORING ACTIVITY & LAB ANALYSIS SUMMARY

The list below provides a summary of the CMC comprehensive monitoring program activities completed for the FY 2024 dry season from November 2023 through June 2024. Two (2) qualifying storm events were sampled and analyzed during the FY 2024 dry season.

- **December 13-14, 2023 – Qualifying Storm Event.** Samples were collected December 13, 2023, at the Rio Grande North and Alameda Blvd. locations beginning at 12:00 p.m. and 1:25 p.m., respectively. These samples were sent to the laboratory for E. coli testing. The CMC determined that the storm event beginning December 13, 2023 was a qualifying storm event. A Rio Grande South sample was collected beginning at 2:45 p.m. on December 14. The samples from the North (collected December 13) and South (collected December 13) locations were taken to Eurofins Environment Testing for full parameter testing.
- **June 26-27, 2024 – Qualifying Storm Event.** Samples were collected June 26, 2024 at the Rio Grande North and Alameda Blvd. locations beginning at 3:05 p.m. and 4:28 p.m., respectively. These samples were sent to the laboratory for E. coli testing. The CMC determined that the storm event beginning June 26, 2024 was a qualifying storm event. A Rio Grande South Sample was collected at 1:10 p.m. on June 27, 2024. The samples from the North (collected June 26) and South (collected June 27) were taken to Eurofins Environment Testing for full parameter testing.

STORMWATER QUALITY DATABASE FOR CMC

As stated previously, there were two (2) qualifying storm events during the FY 2024 dry season, wet weather monitoring sampled by the CMC, which occurred December 13-14, 2023 and June 26-27, 2024. DBS&A's field notes containing DO, pH, conductivity, and temperature measurements, as well as sampling comments have been received, and field results have been added to the database. Additionally, the Eurofins Environment Testing reports for the corresponding time period have been received, added to the database, and are provided with this memo (Attachment 1). The laboratory reports attached to this memo have BHI added comments including the field parameter measurements and other relevant notes related to the laboratory report.

Database Data Entry:

The CMC Excel database was updated with the FY 2024 dry season, wet weather monitoring data. The database contains sample locations, sample date, analyses conducted, methods used, applicable surface water quality standards (WQSs), WSB MS4 Permit required Minimum Quantification Levels (MQL), and analysis results. The database was updated under this task to include the Rio Grande at Alameda sample location. Applicable surface WQSs found in New Mexico Administrative Code (NMAC) 20.6.4, as well as the Pueblo of Isleta WQSs, are entered in the Excel database for comparison purposes with testing results. There is an indicator in the database to show if the monitoring results exceed the applicable surface WQS. An exceedance is not a violation of the WSB MS4 Permit, as the Permit does not have numeric discharge limitations. These ">WQ Standard" flags simply and quickly show the CMC members where the results of the lab data exceed the applicable WQS.

Water quality data was entered into the database upon receipt of the lab reports. All data entered into the database is initially denoted with a "P" to indicate that it is provisional and has not been through the verification and validation process yet. Full parameter analyses of qualifying storm events for both Rio Grande North and Rio Grande South locations were entered respectively into the database. The E. coli only samples from the Rio Grande Alameda location were also entered into the database.

Data Verification and Validation:

The Eurofins Environment Testing analysis reports were provided to BHI by AMAFCA. The lab reports also contain the Chain of Custody for the submitted samples. Field data was requested by and provided to BHI by DBS&A. Data verification and validation (V&V) was conducted by BHI on all field notes, lab reports, and Chain of Custody documents in accordance with the CMC WQS Operating Procedure (SOP) #2, which is part of the existing CMC QAPP Draft, June 14, 2016. These procedures are based on EPA Guidance for Environmental Data Verification and Validation (EPA, 2008).

As stated in the QAPP, the V&V process was completed by a different person than the one who entered the data into the database. The V&V process included use of the *Data Verification and Validation Worksheet* (provided in the QAPP). For this task, field data was verified first, confirming all field notes were complete. BHI handled field parameter questions directly with DBS&A. Chemical data verification began as soon as the lab reports were received, checking that all parameters were tested and looking for any obvious exceedances of WQs. Other steps listed on the *Data Verification and Validation Worksheet* were completed after all data from the laboratory was received and entered into the database. Sample blank results were reviewed to identify potential contamination during field processing or transport. Replica/duplicate samples were evaluated based on relative percent difference (as described in more detail in the QAPP) to determine the variability of the samples.

All CMC FY 2024 dry season data met the appropriate QA/QC requirements for the December 2023 samples. For the June 2024 samples, the lab reports did not provide results for ammonia or Benzo[a]pyrene. In addition, the June 26-27, 2024 samples had some QA/QC issues, which are documented in the lab reports in Attachment 1 as well as in the data V&V worksheets in Attachment 2. If any data did not meet the appropriate QA/QC requirements, it was assigned an appropriate laboratory qualifier or validation code. A summary of validation codes is provided in the QAPP as well as in the lab reports in Attachment 1.

Once the V&V process was completed, the worksheets were signed. Copies of the V&V worksheets are provided with this memo (Attachment 2). In the database, data that was checked during the V&V process was then changed from being denoted with a "P" for provisional to a "V" for verified, and laboratory qualifiers were added, as needed.

CMC FY 2024 DRY SEASON ASSESSMENT AND EVALUATION OF MONITORING RESULTS

The EPA approved WSB MS4 CMC Monitoring Plan, May 5, 2016, has 33 parameters to monitor at the Rio Grande North and Rio Grande South monitoring locations. This does not include PFAS, which is a new parameter the CMC chose to add. Of these 33 parameters, 15 parameters were not detected in the FY 2024 dry season samples at either the Rio Grande North or South locations. Refer to Table 3 for a list of the parameters that were not detected.

**Table 3: Parameters Not Detected
 CMC FY 2024 Dry Season Monitoring**

Parameters Not Detected	
Oil and Grease (N-Hexane Extractable Material)	Dissolved Lead
Tetrahydrofuran	Dieldrin
Benzo(b)fluoranthene (3, 4 Benzofluoranthene)	Pentachlorophenol
Benzo(k)fluoranthene	Benzidine
Chrysene	Benzo(a)anthracene
Indeno (1,2,3-cd) Pyrene	Dibenzofuran
Bis (2-ethylhexyl) Phthalate (other names: Di(2-ethylhexyl)phthalate, DEHP)	Dibenzo(a,h)anthracene
	Chromium VI (Hexavalent)

For the remaining parameters on the CMC monitoring parameter list, three (3) parameters (E. coli, PCBs, and Dissolved Copper) had exceedances of the applicable surface WQS found in New Mexico Administrative Code (NMAC) 20.6.4 and the Pueblo of Isleta WQS during the FY 2024 dry season. Additionally, two (2) samples were showing dissolved oxygen (DO) below WQSs. All exceedances are discussed below in further detail.

E. coli:

The E. coli results collected during the FY 2024 dry season are summarized in Table 4.

**Table 4: E. coli Results
 CMC FY 2024 Dry Season Monitoring**

Date – Rio Grande Location	E. coli Results MPN (CFU/100 mL)
December 13, 2023 – Rio Grande North, Isleta Dam	20
December 13, 2023 – Rio Grande at Alameda	55.6
December 14, 2023 – Rio Grande South, Isleta Dam	235.9
June 26, 2024 – Rio Grande North Angostura	108
June 26, 2024 – Rio Grande at Alameda	97
June 27, 2024 – Rio Grande South, Isleta Dam	644

At the Rio Grande North location (upstream of the Albuquerque UA, at the Angostura Diversion Dam), two (2) samples were collected and tested for E. coli. The lab results for the December 13, 2023 sample showed that the sample had an acceptable E. coli concentration, below the primary contact-single sample Pueblo of Isleta WQS (88 CFU/100 mL). The E. coli result on June 26, 2024 exceeded the primary contact-single sample Pueblo of Isleta WQS (88 CFU/100 mL).

At the Rio Grande South location (downstream of the MS4 UA), two (2) samples were collected and tested for E. coli. The December 14, 2023 sample exceeded the primary contact-single sample Pueblo of Isleta WQS (88 CFU/100 mL) but was below the primary contact-single sample NMAC WQS (410 CFU/100 mL). The June 27, 2024 sample exceeded both the primary contact-single sample Pueblo of Isleta WQS (88 CFU/100 mL) and the primary contact-single sample NMAC WQS (410 CFU/100 mL).

In addition, the CMC collected two (2) E. coli samples in the Rio Grande at Alameda Blvd. during the FY 2024 dry season. The Alameda Blvd. analysis point was based on discussions with NMED in February 2017 on collecting actual E. coli data at the stream segment divide verses using an area percentage (as defined in the TMDL) for E. coli loading calculations. The lab results showed that the sample had an acceptable E. coli concentration below the primary contact-single sample Pueblo of Isleta WQS (88 CFU/100 mL) and the primary contact-single sample NMAC WQS (410 CFU/100 mL) for the December 13, 2023 sample. But for the June 26, 2024 sample, the lab results showed that the sample slightly exceeded the primary contact-single sample Pueblo of Isleta WQS (88 CFU/100 mL) but was below the primary contact-single sample NMAC WQS (410 CFU/100 mL).

As a reminder, in January 2017 the CMC members clarified with NMED that the units MPN/100 mL and CFU/100 mL are considered to be interchangeable for the purposes of this stormwater quality monitoring reporting. The New Mexico and Pueblo of Isleta WQSs for E. coli are currently in units of CFU/100 mL, while the lab reports are typically in units of MPN/100mL. The graph presented in this section uses units of CFU/100 mL to be consistent with the WQS units. Refer to Figure 2 for a graphical representation of E. coli results from December 2023 through June 2024.

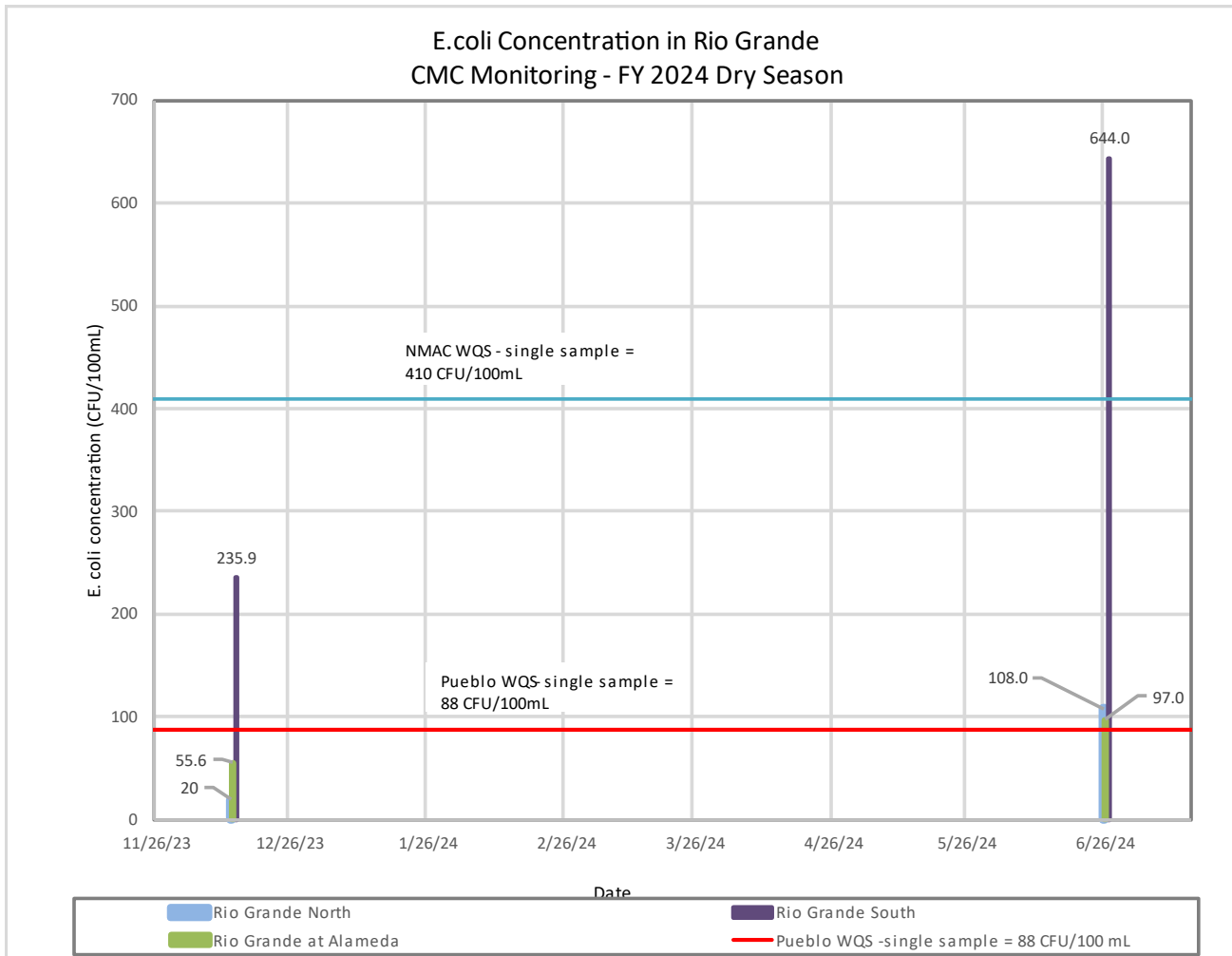
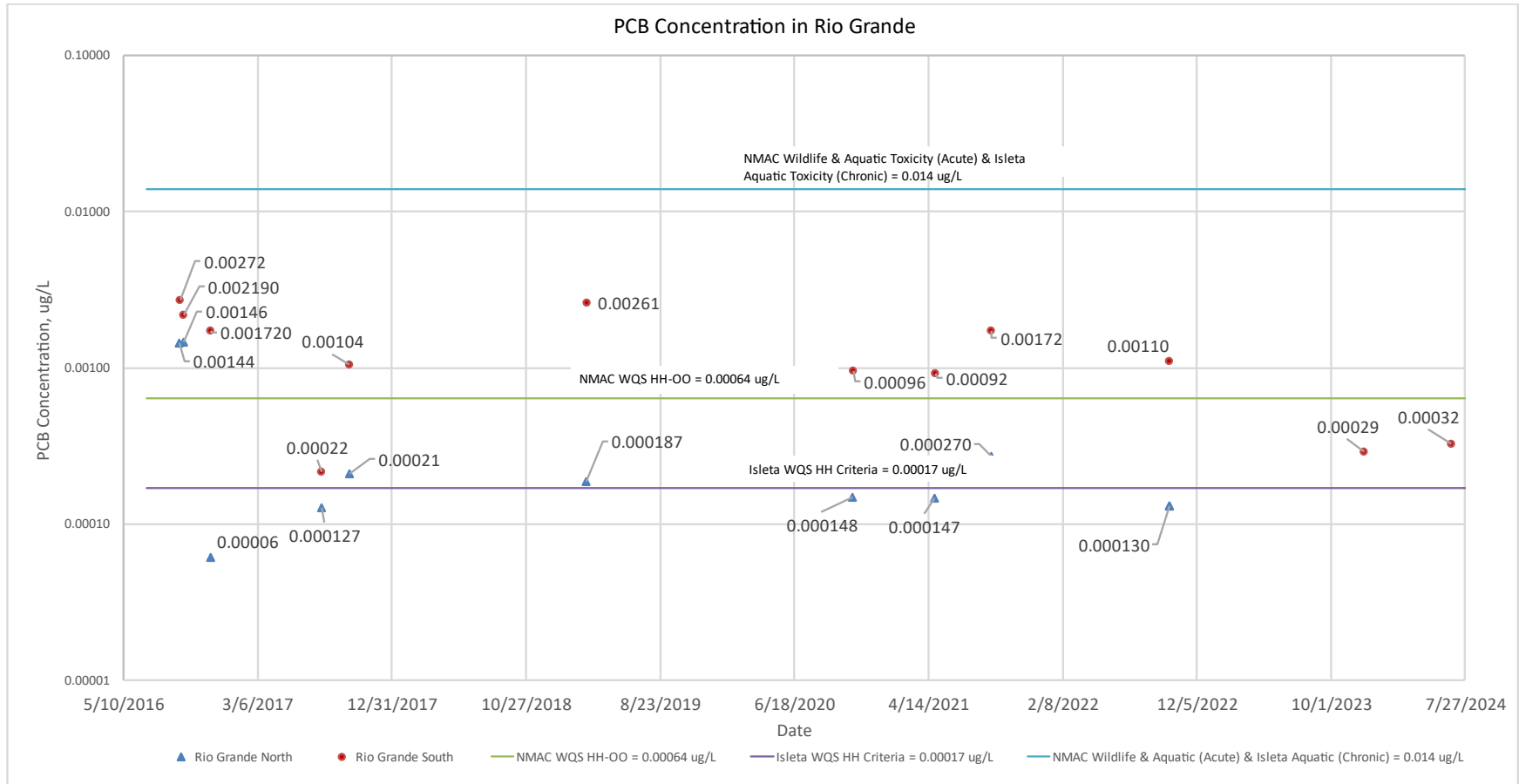


Figure 2: E. coli Monitoring Results in Rio Grande CMC Monitoring – FY 2024 Dry Season

PCBs:

There are multiple surface WQS values listed for PCBs in both the Pueblo of Isleta and the State of New Mexico standards for the various designated uses. The PCB results for samples collected from the Rio Grande during the FY 2024 dry season stormwater events were below the minimum quantification level (MQL) established in EPA standards for the MS4 NPDES Permit (Appendix F, 0.2 ug/L for PCBs). PCBs were not detected for the both the December 2023 and June 2024 Rio Grande North samples. However, both samples from the Rio Grande South location were above the Pueblo of Isleta human health criteria (based on fish consumption only) WQS for surface waters. The human health-organism only criterion is based upon human consumption of fish and other aquatic life that bioaccumulate contaminants over time. The PCB results from 2016 through 2024 are shown in Figure 3, relative to several of the WQSs for PCBs.



**Figure 3: PCB Monitoring Results in Rio Grande
 CMC Monitoring – 2016 - 2024**

Gross Alpha, Adjusted:

The December 2023 and June 2024 samples did not exceed the New Mexico and Pueblo of Isleta WQSs for gross alpha, adjusted. The WQS for gross alpha, adjusted is the same value for both the NMAC 20.6.4 Water Quality Criterion and Pueblo of Isleta. The WQS of 15 pCi/L (“pCi/L” means picocuries per liter) is a general standard for the Pueblo of Isleta; for New Mexico it is based on Domestic Water Supply and Livestock Watering designated uses.

The last exceedance for gross alpha, adjusted for CMC sampling was reported for the October 6, 2022, Rio Grande South sample. The CMC will continue to closely evaluate this parameter in future samples. If additional exceedances occur, the CMC will discuss the results further and may consult NMED for further guidance.

Dissolved Copper:

The June 27, 2024 sample result of 10 ug/L for the Rio Grande South at Isleta Dam exceeded the New Mexico, Pueblo of Sandia, and Pueblo of Isleta WQS for dissolved copper. The acute WQS for dissolved copper is 8 ug/L for the NMAC 20.6.4 Water Quality Criterion, Pueblo of Sandia, and Pueblo of Isleta; the Aquatic life Acute value is based on hardness of 90 mg/L.

Most dissolved copper CMC results for the Rio Grande South at Isleta Dam have been <1 ug/L. The previous highest result was 1.5 ug/L for CMC sampling reported for September 2, 2021 for the Rio Grande South sample. The CMC will continue to closely evaluate this parameter in future samples. If additional exceedances occur, the CMC will discuss the results further and may consult NMED for further guidance.

Dissolved Oxygen (DO) and Temperature:

Two (2) of the water quality parameters are specifically worth mentioning in this memo because they are listed in the WSB MS4 Permit, Part I.C.1 – Special Conditions: dissolved oxygen (DO) and temperature. The temperature parameter did not have any surface water quality exceedances during the FY 2024 dry season sampling.

DO is a water quality concern in the Rio Grande if it is below 5 mg/L. The samples taken on June 26, 2024 at Rio Grande North and Rio Grande at Alameda had DO values below 5 mg/L. These values were not reported as exceedances because the reported field values were taken from a fifth composite sample when the previous four (4) other samples were above 5 mg/L. From the CMC Sampling data sheet of both the Rio Grande North and the Rio Grande at Alameda, the temperature of the sample increases within the hour of composite testing due to ambient air temperature, and the DO decreases due to the inverse relationship between the two parameters. The DO reported lower than 5 mg/L was not due to the stormwater runoff that occurred but due to the sampling protocol, which impacted the reported DO.

This provides the MS4s with specific monitoring data showing that stormwater did not cause or contribute to exceedances of applicable DO WQSs in the Rio Grande from any of the CMC samples from 2016 to 2024. Refer to Figure 4 for CMC DO results and comparison to applicable WQSs.

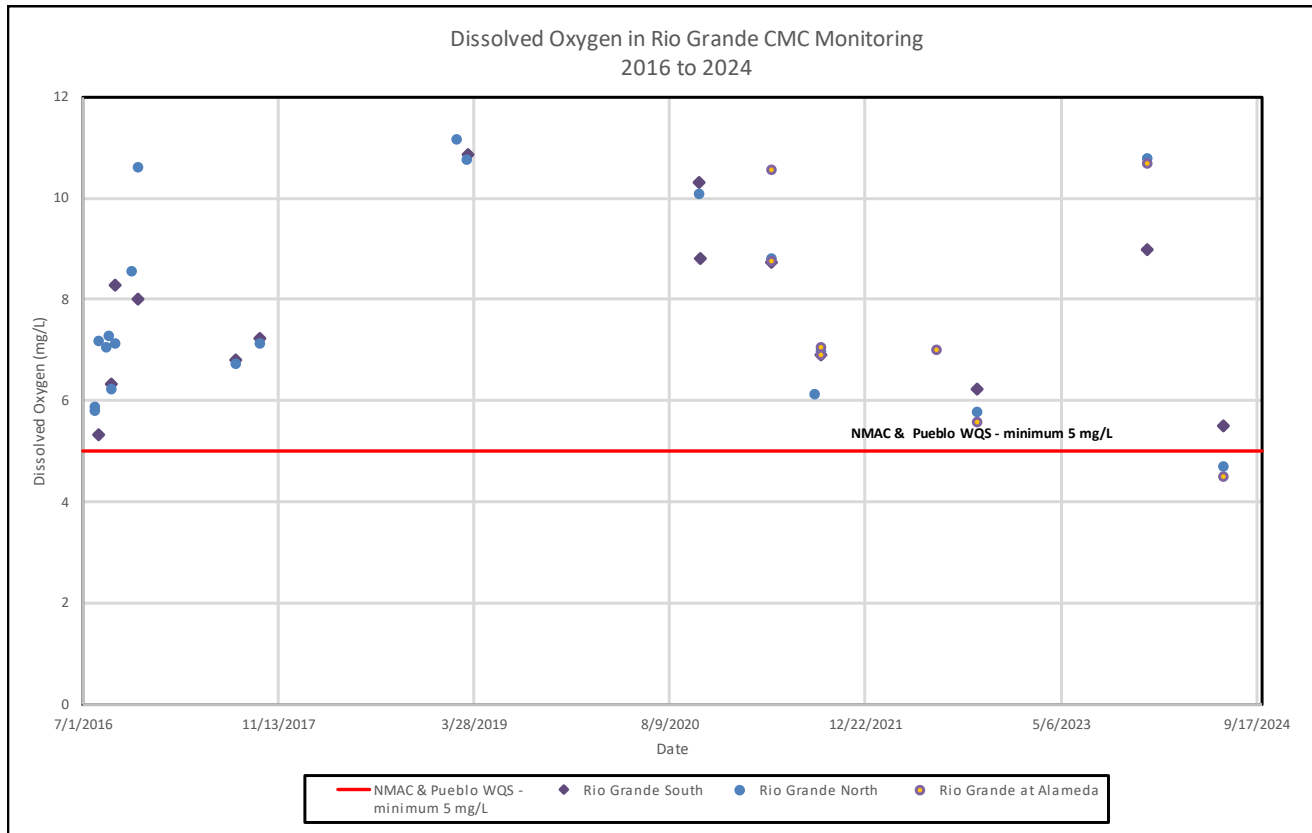


Figure 4: Dissolved Oxygen (DO) Monitoring Results in the Rio Grande CMC Monitoring – 2016 – 2024

Temperature is listed in the WSB MS4 Permit as a special condition (currently only applicable to the City of Albuquerque and AMAFCA). Past data submitted to EPA and NMED by the MS4 permittees have proven that stormwater discharges into the Rio Grande are not raising the Rio Grande temperature above the WQSs. The data collected during this FY 2024 dry season monitoring also supports this conclusion. All the temperature field readings taken in the Rio Grande during the CMC FY 2024 dry season were below 32.2°C (90°F), which is the WQS for the State of New Mexico and for the Isleta and Sandia Pueblos. Refer to Figure 5 for temperature results and comparison to applicable WQSs for all CMC samples taken upstream and downstream of the MRG MS4 area from 2016 to 2024.

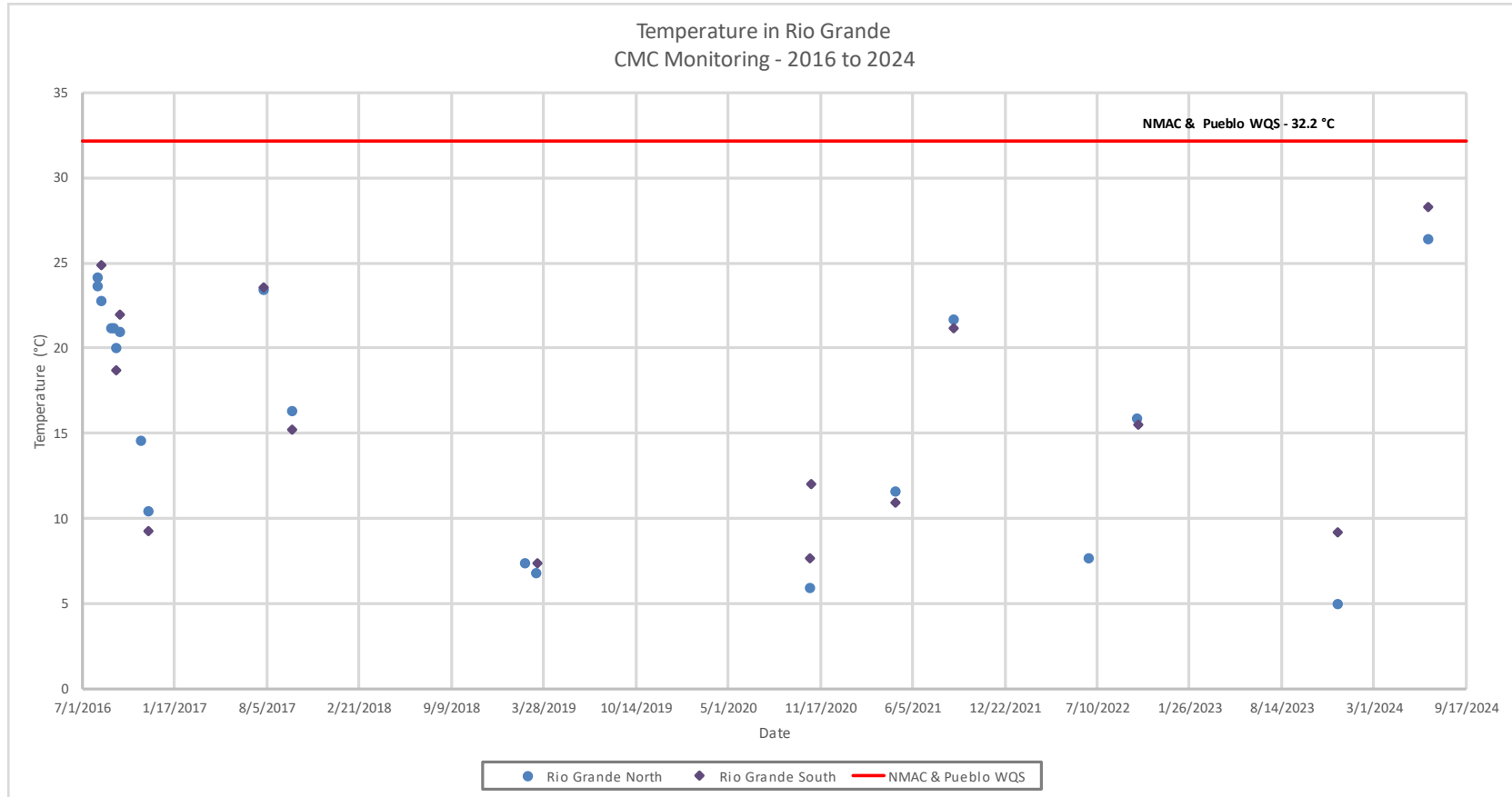


Figure 5: Temperature Monitoring Results in the Rio Grande CMC Monitoring – 2016 - 2024

CMC FY 2024 DRY SEASON E. COLI LOADING CALCULATIONS AND WASTE LOAD ALLOCATION (WLA)

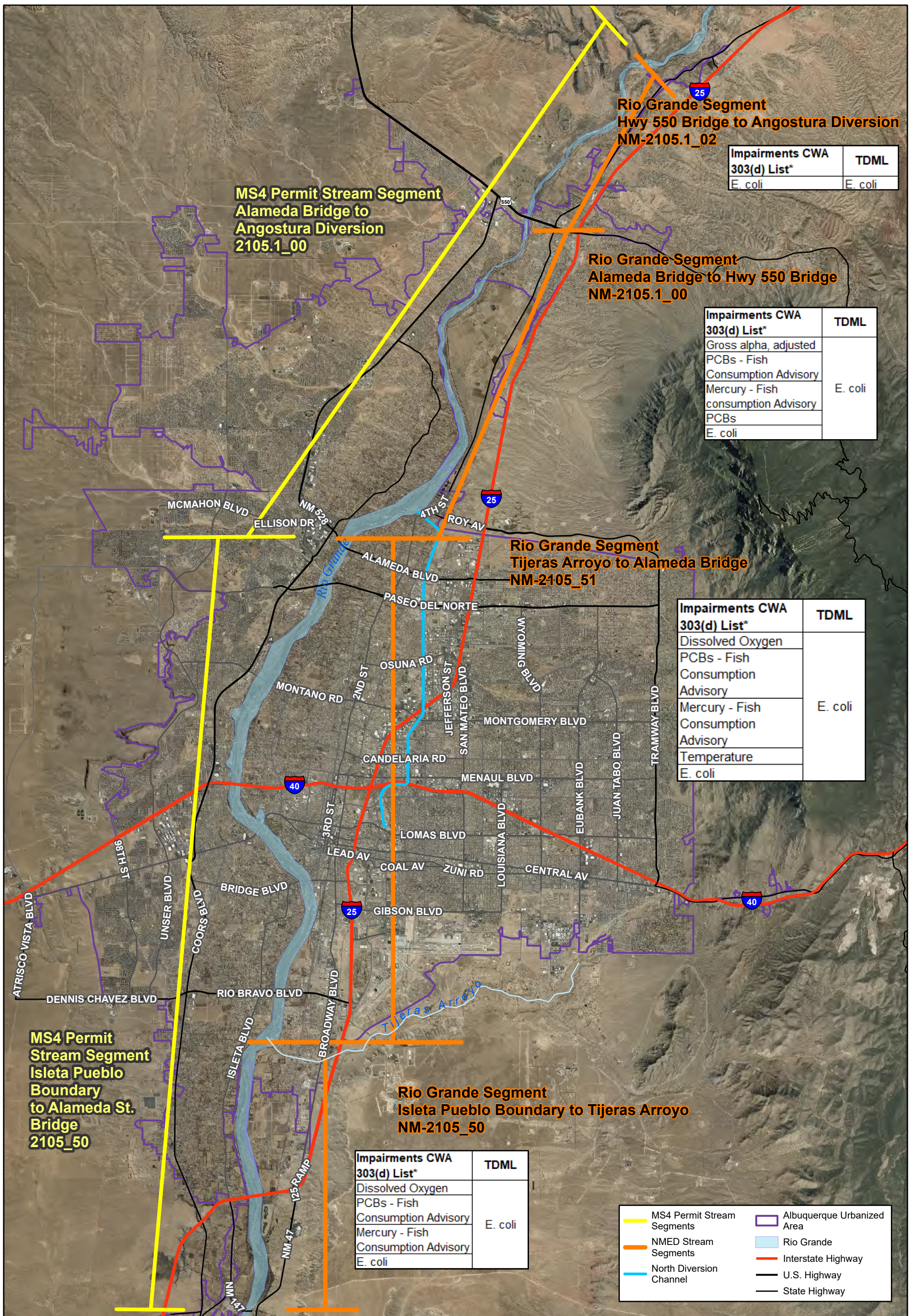
Related to assessing the stormwater results, the E. coli loading was calculated and compared to the aggregate Total Maximum Daily Load (TMDL) Waste Load Allocation (WLA) for the CMC group. A TMDL is the maximum amount of a pollutant (E. coli in this case) that a water body (Rio Grande) can assimilate on a daily basis without violating applicable surface WQs. The total TMDL for a stream segment consists of the multiple WLAs for point sources, non-point sources, and natural sources, plus a margin of safety. The CMC MS4 allotted WLA was determined in the EPA Approved, *Total Maximum Daily Load for the Middle Rio Grande Watershed*, June 30, 2010, and subsequent communications with NMED. The WLA varies by flow condition in the Rio Grande and by stream segment.

E. coli loading calculations and comparison to the WLA follows the WSB MS4 Permit requirements in *Discharges to Water Quality Impaired Water Bodies with an Approved TMDL, Part I.C.2.b.(i).(c).B, Appendix B-Total Maximum Daily Loads (TMDLs) Tables of the WSB MS4 Permit*, and the NMED guidance provided to the CMC. Attached to this memo is the WLA Calculation spreadsheet, which steps through the E. coli loading calculations and assumptions comparing the calculated E. coli loading to the CMC aggregate WLA defined by NMED.

There are two (2) stream segments defined in the WSB MS4 Permit (Appendix B): Isleta Pueblo Boundary to Alameda Street Bridge (Stream Segment 2105_50) and Non-Pueblo Alameda Bridge to Angostura Diversion (Stream Segment 2105.1_00). These stream segments differ from NMED's current stream segments defined in the *2022-2024 State of New Mexico Clean Water Act Section 303(d)/Section 305(b) Integrated Report* (NMED, April 2022) and *Draft 2024-2026 State of New Mexico Clean Water Act Section 303(d)/Section 305(b) Integrated Report* (NMED, December 2023). NMED currently has four (4) stream segments instead of the two (2) WSB MS4 stream segments. These various stream segment designations are shown in Figure 6, page 17.

The *NMED 303(d)/305(b) 2022-2024* and *Draft 2024-2026 Integrated Report* tables show the most recent assessment results, and currently all segments of the Rio Grande (Isleta to Angostura Diversion) are impaired for E. coli and have a TMDL for E. coli.

The E. coli daily loading associated with the CMC group and comparison to the NMED WLA was completed for the two (2) qualifying dry season storm events – December 13-14, 2023 and June 26-27, 2024. For these events, the CMC obtained an E. coli sample in the Rio Grande at Alameda and used this to calculate the E. coli loading for the two (2) river segments. Refer to Table 5 on page 18 for a summary of the WLA comparison results. A spreadsheet is attached to this memo that provides the detailed WLA calculations.



Bohannon & Huston
www.bhinc.com 800.877.5332



0 12,500 25,000 Feet
1 in = 12,500 ft

CMC Monitoring

Figure 6
Rio Grande Impairments & TMDL Information

* 2024-2026 State of NM Clean Water Act, Section 303(d)/Section 305(b) Integrated Reports

Table 5: Summary of CMC E. Coli Loading Compared to WLA

Date / Stream Segment	Daily Mean Flow (cfs)	Flow Conditions (cfs) <i>range defined by NMED</i>	CMC Daily E. coli Loading (CFU/day)	NMED WLA for CMC for Stream Segment and Flow Conditions	Loading Compared to WLA Potential Exceedance or Acceptable
December 13-14, 2023 – Rio Grande North E. coli Concentration 12/13/2023 = 19.7 MPN (CFU/100 mL) Rio Grande at Alameda E. coli Concentration 12/13/2023 = 55.6 MPN (CFU/100 mL) Rio Grande South E. coli Concentration 12/14/2023 = 235.9 MPN (CFU/100 mL)					
Alameda to Angostura	2,250	Moist	1.17E+11	9.09E+10	WLA Potential Exceedance
Isleta to Alameda	2,210	Moist	5.70E+11	6.29E+10	WLA Potential Exceedance
June 26-27, 2024 – Rio Grande North E. coli Concentration 6/26/2024 = 108 MPN (CFU/100 mL) Rio Grande at Alameda E. coli Concentration 6/26/2024 = 97 MPN (CFU/100 mL) Rio Grande South E. coli Concentration 6/27/2024 = 644 MPN (CFU/100 mL)					
Alameda to Angostura	486	Dry	1.17E+11	3.24E+10	WLA Acceptable
Isleta to Alameda	476	Dry	5.70E+11	1.57E+10	WLA Potential Exceedance

As Table 5 illustrates, the calculated E. coli loading for the December 13-14, 2023 storm event for the northern segment (Alameda to Angostura) and the southern segment (Isleta to Alameda) of the Rio Grande were above the WLA for the CMC MS4s. This analysis used the mid-point E. coli sample result obtained in the Rio Grande at Alameda. For June 26-27, 2024, the calculated E. coli loading for the storm event for the northern segment (Alameda to Angostura) was an acceptable WLA for the CMC MS4s. The southern segment (Isleta to Alameda) of the Rio Grande was above the WLA for the CMC MS4s. This analysis used the mid-point E. coli sample result obtained in the Rio Grande at Alameda.

The WSB MS4 Permit implies that the WLA is a measurable goal for the MS4s related to E. coli. Based on extensive review of the EPA Approved, *Total Maximum Daily Load (TMDL) for the Middle Rio Grande Watershed*, June 30, 2010, this seems to be an unattainable goal for MS4s.

Page 40 of the 2010 TMDL Report states, “It is important to remember that the TMDL is a planning tool to be used to achieve water quality standards...Meeting the calculated TMDL may be a difficult objective.” The TMDL/WLA was calculated by NMED to meet the Pueblo (Sandia and Isleta) geometric mean maximum of 47 CFU/100 ml, which was done to be “protective of downstream waters” and “to provide an implicit margin of safety (MOS)”. A single grab sample E. coli result meeting this very low geometric means WQSs will be very difficult for the MS4s to obtain.

The CMC members discussed the difficulty of using the WLA as a measurable goal with NMED on February 1, 2017. NMED explained that exceeding the WLA does not trigger enforcement. However, NMED strongly encouraged the MS4s to document what they are doing once they realize the WLA is potentially exceeded. The meeting on February 1, 2017, and the CMC discussion with NMED on February 16, 2017, demonstrate CMC members are working toward understanding the WLA. In addition, the CMC members began implementing a refinement to the sampling plan discussed with NMED by obtaining an E. coli sample in the Rio Grande at Alameda effective the FY 2018 wet season, as feasible. This demonstrates that the CMC is continuing to investigate the potential exceedances and make improvements to monitor E. coli in the Rio Grande.

DATA ENTRY FOR DISCHARGE MONITORING REPORTS

The WSB MS4 Permit entered Administrative Continuance in December 2019, when EPA Region 6 did not issue a new MS4 Permit before the current MS4 Permit's expiration date. Until a new MS4 Permit is issued, there are no compliance monitoring requirements for the CMC in the Rio Grande. As identified in the WSB MS4 CMC Monitoring Plan, the WSB MS4 Permit required a minimum of seven (7) storm events be sampled at both the Rio Grande North and Rio Grande South locations. All MS4 Permit required samples have been obtained by the CMC and verified stormwater quality data from these required events have been submitted to the EPA using electronic Discharge Monitoring Report (DMR) forms. Data from the DMRs are uploaded to a comprehensive nationwide database that contains discharge data for facilities and other point sources that discharge directly to receiving streams. For this task, BHI has not completed any data entry related to the EPA DMRs for the FY 2024 dry season.

CONCLUSIONS AND PLANNING

During the FY 2024 dry season (Nov. 1, 2023 to June 30, 2024), two (2) qualifying stormwater samples were obtained by the CMC. Lab results were received, and this data has been entered into the CMC Excel database. The lab data entered is marked in the spreadsheet as "V" (verified), and data V&V has been completed (refer to Attachment 2).

To summarize, monitoring results and E. coli loading calculations for the FY 2024 dry season show that:

- The WSB MS4 Permit entered Administrative Continuance in December 2019, when EPA Region 6 did not issue a new MS4 Permit before the current MS4 Permit's expiration date. Until a new MS4 Permit is issued, there are no compliance monitoring requirements for the CMC in the Rio Grande. All MS4 Permit required samples have been obtained by the CMC, as well several samples collected during Administrative Continuance, including the two (2) samples obtained in the FY 2024 dry season, as reported in this memo.
- For the FY 2024 dry season, 15 parameters were not detected in the FY 2024 dry season samples at either the Rio Grande North or South locations for both the December 2023 and June 2024 stormwater samples.
- A few key parameters met the applicable WQSs, as they have for all the CMC samples to date:
 - All temperature results were less than 32.2°C (maximum WQS).
 - All gross alpha, adjusted results were less than 15 pCi/L (maximum WQS).

- The PCB results were below the New Mexico Surface WQSs and Pueblo of Isleta Surface WQSs for designated uses, including drinking water, wildlife habitat, acute aquatic life, and chronic aquatic life. However, the Rio Grande South CMC samples from December 14, 2023 and June 27, 2024, were above the Pueblo of Isleta human health criteria (based on fish consumption only) WQS for surface waters.
- The calculated E. coli loading for the December 13-14, 2023 storm event for the northern segment (Alameda to Angostura) and the southern segment (Isleta to Alameda) of the Rio Grande was above the WLA for the CMC MS4s. This analysis used the mid-point E. coli sample result obtained in the Rio Grande at Alameda.
 - Sources for the E. coli loading measured in the river are not solely attributable to the CMC MS4 members; the E. coli loading calculations serve to provide a reasonable estimate of the CMC contribution to the measured E. coli loading.
- The calculated E. coli loading for the June 26-27, 2024 storm event for the north segment (Alameda to Angostura) was acceptable for the WLA for the CMC MS4s. The southern segment (Isleta to Alameda) of the Rio Grande was above the WLA for the CMC MS4s. This analysis used the mid-point E. coli sample result obtained in the Rio Grande at Alameda.
 - Sources for the E. coli loading measured in the river are not solely attributable to the CMC MS4 members; the E. coli loading calculations serve to provide a reasonable estimate of the CMC contribution to the measured E. coli loading.

These two (2) samples were the only CMC samples obtained in FY 2024. A wet season sample (July 1, 2023 – Oct. 31, 2023) was not obtained by the CMC. Therefore, this is the only reporting memo for CMC members for FY 2024.

SG/ab

Attachments:

Attachment 1 – DBS&A Field Data & Eurofins Environment Testing Environmental Analysis Laboratory Reports with BHI Notes for FY 2024 Dry Season

Attachment 2 – FY 2024 Dry Season Completed Data Verification and Validation (V&V) Forms

Spreadsheets Included Separately:

E. coli Loading and Comparison to Waste Load Allocation (WLA) Excel Spreadsheet

Excel CMC Spreadsheet with FY 2024 Dry Season Stormwater Quality Monitoring Results

ATTACHMENT 1

**DBS&A FIELD DATA & EUROFINS ENVIRONMENT TESTING LABORATORY
REPORTS WITH BHI NOTES FOR
FY 2024 DRY SEASON**

Parameter	Permit Required Units	Provisional or Verified	2024 CMC SAMPLE NORTH	Qualifier	Check compared to Water Quality Criterion	2024 CMC SAMPLE NORTH	Qualifier	Check compared to Water Quality Criterion	Provisional or Verified	2023 CMC SAMPLE SOUTH	Qualifier	Check compared to Water Quality Criterion	Provisional or Verified	2024 CMC SAMPLE SOUTH	Qualifier	Check compared to Water Quality Criterion	Provisional or Verified	2024 CMC SAMPLE - EXTRA ALAMEDA	Qualifier	Check compared to Water Quality Criterion	2024 CMC SAMPLE - EXTRA ALAMEDA	Qualifier	Check compared to Water Quality Criterion		
			Collection Date 12/13/2023 Dry Season Sample			Collection Date 6/26/2024 Dry Season Sample				Collection Date 12/14/2023 Dry Season Sample				Collection Date 6/27/2024 Dry Season Sample				Collection Date 12/13/23 Dry Season Sample			Collection Date 6/26/24 Dry Season Sample				
Total Suspended Solids (TSS)	mg/L	V	6		–	V	58	–	V	22		–	V	160		–									
Total Dissolved Solids (TDS)	mg/L	V	204		OK	V	250	OK	V	226		OK	V	280		OK									
Chemical Oxygen Demand (COD)	mg/L	V	110		–	V	ND	–	V	ND		–	V	ND		–									
Biochemical Oxygen Demand (BOD ₅)	mg/L	V	<2.0	H	–	V	2	*b	–	V	<2.0	–	V	ND	*b	–									
Dissolved Oxygen (DO)	mg/L	V	10.8		OK	V	4.7	Refer to comment in previous column	>WQ Standard	V	9		OK	V	5.5		OK	V	10.7		OK	V	4.5	Refer to comment in previous column	<WQ Standard
Oil and Grease (N-Hexane Extractable Material)	mg/L	V	ND		OK	V	ND		OK	V	ND		OK	V	ND		OK								
E. coli	MPN (CFU/100 mL)	V	19.7		OK	V	108.0		>WQ Standard	V	235.9		>WQ Standard	V	644.0		>WQ Standard	V	55.6		OK	V	97.0		>WQ Standard
pH	S.U.	V	8.15		OK	V	8.41		OK	V	8.24		OK	V	8.3		OK	V	7.73		OK	V	8.4		OK
Total Kjeldahl Nitrogen (TKN)	mg/L	V	ND		–	V	0.6		–	V	ND		–	V	0.99		–								
Nitrate plus Nitrite	mg/L	V	ND	DF 5	OK	V	0.14		OK	V	0.32	J	OK	V	0.62		OK								
Dissolved Phosphorus	mg/L	V	ND		–	V	0.055		–	V	0.065		–	V	0.37		–								
Ammonia (mg/L as N)	mg/L	V	1.1	JD	OK	V		Not reported in lab report	N/A	V	0.84	JD	OK	V		Not reported in lab report	OK								
Total Nitrogen	mg/L	V	ND	D	OK	V	0.74		OK	V	ND	D	OK	V	1.61		OK								
Total Phosphorus	mg/L	V	ND		–	V	0.13		–	V	0.14		–	V	0.38		–								
PCBS - 0.000064 (Method 1668A - sum of all congeners)	µg/L	V	ND		OK	V	ND		OK	V	0.0002908	J q	>WQ Standard	V	0.000323	J q	>WQ Standard								
Gross Alpha, Adjusted	pCi/L	V	2.25 ± 1.72		OK	V	5.25		OK	V	0.945 ± 1.43		OK	V	3.77	U	OK								
Tetrahydrofuran	µg/L	V	ND		–	V	ND	H	–	V	ND		–	V	ND	H	–								
Benzo[a]pyrene	µg/L	V	ND		OK	V		Not reported in lab report	N/A	V	ND		OK	V		Not reported in lab report	OK								
Benzo[b]fluoranthene (other name: 3,4-Benzo[a]fluoranthene)	µg/L	V	ND		OK	V	ND	*+	OK	V	ND		OK	V	ND	*+	OK								
Benzo[k]fluoranthene	µg/L	V	ND		OK	V	ND	*+	OK	V	ND		OK	V	ND	*+	OK								
Chrysene	µg/L	V	ND		OK	V	ND	*+	OK	V	ND		OK	V	ND	*+	OK								
Indeno[1,2,3-cd]Pyrene	µg/L	V	ND		OK	V	ND		OK	V	ND		OK	V	ND		OK								
Dieldrin	µg/L	V	ND		OK	V	ND	*+,H	OK	V	ND		OK	V	ND	*+,H	OK								
Pentachlorophenol	µg/L	V	ND		OK	V	ND		OK	V	ND		OK	V	ND		OK								
Benztidine	µg/L	V	ND		OK	V	ND		OK	V	ND		OK	V	ND		OK								
Benzo[a]anthracene	µg/L	V	ND		OK	V	ND	*+	OK	V	ND		OK	V	ND	*+	OK								
Dibenzofuran	µg/L	V	ND		–	V	ND		–	V	ND		–	V	ND		–								
Dibenz[ah]anthracene	µg/L	V	ND		OK	V	ND		OK	V	ND		OK	V	ND		OK								
Chromium VI (Hexavalent)	µg/L	V	ND		OK	V	ND		OK	V	ND		OK	V	ND		OK								
Dissolved Copper	µg/L	V	0.55		OK	V	0.95		OK	V	0.75		OK	V	10		>WQ Standard								
Dissolved Lead	µg/L	V	ND		OK	V	ND		OK	V	ND		OK	V	ND		OK								
Bis (2-ethylhexyl) Phthalate (other names: Di(2-ethylhexyl)phthalate, DEHP) - 2.2	µg/L	V	ND		OK	V	ND	*+	OK	V	ND		OK	V	ND	*+	OK								
Conductivity	umhos/cm	V	305		–	V	254.1		–	V	338		–	V	337		–	V	310		–	V	272.1		–
Temperature	°C	V	5		OK	V	26.4		OK	V	9.2		OK	V	28.3		OK	V	7.1		OK	V	28.9		OK
Hardness (as CaCO ₃)	mg/L	V	120		–	V	110		–	V	130		–	V	140		–								
Mercury	µg/l																								
PFA (6)	ppt (ng/L)					P	3.1	J	OK					P	4.1	Jl	OK								
PFA (6) (Filtered)	ppt (ng/L)					P			OK																

Data Verification/Validation and Qualifier Notes:

- (R) The sample results are unusable because certain criteria were not met. The analyte may or may not be present in the sample.
- (H) Sample holding time exceeded.
- (J) The analyte was positively identified and the associated numerical value is the approximate concentration of the analyte in the sample.
- (D) Sample was diluted by Lab due to matrix.
- (U) Analyte was analyzed for, but not detected above the specified detection limit.

Notes:

1. Wet Season monitoring period - July 1 to October 31 and Dry Season monitoring period - November 1 to June 30 according to the Watershed Based MS4 Permit NMR04A000.
2. Water Quality Criterion from 20.6.4 NMAC, Rio Grande Basin - section 20.6.4.105; For a mean monthly flow of 100 cfs, monthly average concentration for TDS 1,500 mg/l or 3. Aquatic life criteria for metals are expressed as a function of total hardness (mg/L) as follows: $WQC = \frac{1000}{\sqrt{Hardness}}$.
4. According to NMAC 20.6.4, E. coli bacteria for Primary Contact - monthly geometric mean.
5. Water quality criterion for metals is based on dissolved metals, NMAC 20.6.4.900.1 and individual sample results compared to acute toxicity values.
6. Eurofins lab method: SM 9228B Fecal Indicator. Note - lab method for units of MPN/100 mL, lab report uses units CFU/100 mL, for this analysis assuming two units are equal.
7. PFA 6 is for the sum of 6 PFAS in drinking water; these compounds are PFDA, PFOS, PFNA, PFHpA, PFHxS and PFDA.

ND - analyte not detected above the laboratory method detection limit
 NA - not analyzed
 Hatching also indicates that parameter was not analyzed

CMC Sampling Data Sheet

Site Identification: RG-North

Notes: VSI Pa 1020 S# 21C102804

Oakton CTSI

Full Suite Sample Date and Time:	<u>12-13-23 1200</u>
Full Sample Identification:	<u>R6North-20231213</u>
QC Samples: Duplicate / <u>None</u>	QC Sample ID:
QC samples require a DIFFERENT sample time than the environmental sample.	
QC Sample time:	

Full Suite Collection Point :	<u>Angostura Division works</u>
Full Suite Sample Volume:	<u>8 gal</u> Collection Time Start: <u>1115</u> End: <u>1200</u>

Field Parameters for each 2-gallon grab

Grab	Time	Temp (°C)	pH	Specific Conductance (µS/cm)	Dissolved Oxygen (mg/L)	Dissolved Oxygen (%)
1	1115	7.3	6.56	337	10.5	102
2	1130	5.0	7.79	302	10.8	99
3	1145	5.7	8.04	304	10.1	95
4	1200	5.1	8.11	313	10.5	98
Composite	1203	5.0	8.15	305	10.8	99

Turbid Water
 Color clear to yellow
 Solids
 Oil/Sheen
 Foam
 Odor NO

Analytical - see 2021 COC table

Site Photo
 Sample Photo

CMC Sampling Data Sheet

Site Identification: RG-South

Notes: YSI Pro 1020 S# 21C102804

Oakton CTS1

Full Suite Sample Date and Time:	<u>12/14/23 1445</u>
Full Sample Identification:	<u>RG South- 20231214</u>
QC Samples: Duplicate / <u>(None)</u>	QC Sample ID:
QC samples require a DIFFERENT sample time than the environmental sample.	
QC Sample time:	

Full Suite Collection Point :	<u>Isleta dam</u>
Full Suite Sample Volume:	<u>8 gal</u> Collection Time Start: <u>1400</u> End: <u>1445</u>

Field Parameters for each 2-gallon grab

Grab	Time	Temp (°C)	pH	Specific Conductance (µS/cm)	Dissolved Oxygen (mg/L)	Dissolved Oxygen (%)
1	1400	11.7	7.81	332	7.2	78
2	1415	9.7	8.15	329	8.2	85
3	1430	9.8	8.23	330	9.2	96
4	1445	9.3	8.31	332	8.2	85
Composite	1450	9.2	8.24	338	9.0	92

Turbid Water Color Brown Solids Oil/Sheen Foam Odor NONE

Analytical - see 2021 COC table

Site Photo Sample Photo

Samplers C. Johannsen, J. Allen

CMC Sampling Data Sheet

Site Identification: Rio Grande @ Alameda

Notes: YSI Pro 1020 S# 21C102804
Oakton CTS1

Full Suite Sample Date and Time:	<u>12/13/14 1325</u>
Full Sample Identification:	<u>RG Alameda - 20231213</u>
QC Samples: Duplicate / None	QC Sample ID:
QC samples require a DIFFERENT sample time than the environmental sample.	
QC Sample time:	

Full Suite Collection Point :	<u>Pedestrian Bridge</u>
Full Suite Sample Volume:	<u>1L</u> Collection Time Start: <u>1325</u> End:

Field Parameters for each 2-gallon grab

Grab	Time	Temp (°C)	pH	Specific Conductance (µS/cm)	Dissolved Oxygen (mg/L)	Dissolved Oxygen (%)
1						
2						
3						
4						
Composite	<u>1325</u>	<u>7.1</u>	<u>7.73</u>	<u>310</u>	<u>10.7</u>	<u>97</u>

Turbid Water
 Color clear
 Solids
 Oil/Sheen
 Foam
 Odor _____


Analytical - see 2021 COC table

Site Photo
 Sample Photo

Chain-of-Custody Record

Client: Daniel B Stephens
AMAFCA
 Mailing Address: 6020 Academy
 Phone #:
 email or Fax#: pcharic@amafca.org
 QA/QC Package:
 Standard Level 4 (Full Validation)
 Accreditation: Az Compliance
 NELAC Other
 EDD (Type)

Turn-Around Time:
 Standard Rush
 Project Name:
CMC
 Project #:
Dry Season FY24
 Project Manager:
Patrick Chavez
 Sampler: DBSA - C. Johansson
 On Ice: Yes No
 # of Coolers: 1
 Cooler Temp (including CF): 57 to 58.8 (°C)



HALL ENVIRONMENTAL ANALYSIS LABORATORY

www.hallenvironmental.com
 4901 Hawkins NE - Albuquerque, NM 87109
 Tel. 505-345-3975 Fax 505-345-4107

Analysis Request

Date	Time	Matrix	Sample Name	Container Type and #	Preservative Type	HEAL No.	BTEX / MTBE / TMB's (8021)	TPH:8015D(GRO / DRO / MRO)	8081 Pesticides/8082 PCB's	EDB (Method 504.1)	PAHs by 8310 or 8270SIMS	RCRA 8 Metals	Cl, F, Br, NO ₃ , NO ₂ , PO ₄ , SO ₄	8260 (VOA)	8270 (Semi-VOA)	Total Coliform (Present/Absent)	Ecoli - enumeration
12-13-23	1200	AG	RG North-20231213	1													X
12-13-23	1325	AG	RG Alameda-20231213	1													X

Date: 12-13-23 Time: 13:40 Relinquished by: [Signature]
 Received by: [Signature] Via: CDU Date: 12/13/23 Time: 13:54
 Remarks:

If necessary, samples submitted to Hall Environmental may be subcontracted to other accredited laboratories. This serves as notice of this possibility. Any sub-contracted data will be clearly notated on the analytical report.

Chain-of-Custody Record

Client: _____

Turn-Around Time:
 Standard Rush

Mailing Address: _____

Project Name:
 CMC FY24 Dry

Phone #: _____

Project #: _____

email or Fax#: pchavez@amafia.org

Project Manager:
 Patrick Chavez

QA/QC Package:
 Standard Level 4 (Full Validation)

Accreditation: Az Compliance

Sampler: DBS A-C. Johansson

NELAC[®] Other _____

On Ice: Yes No

EDD (Type) _____

of Coolers: 2

Cooler Temp (including CF): See Remarks (°C)

Date	Time	Matrix	Sample Name
12-13-23 12-13-23	1200	AO	R6 North - 20231213
12-14-23	1445		R6 South - 20231214
		12/14/23	

Container Type and #	Preservative Type	HEAL No.



HALL ENVIRONMENTAL ANALYSIS LABORATORY

www.hallenvironmental.com

4901 Hawkins NE - Albuquerque, NM 87109

Tel. 505-345-3975 Fax 505-345-4107

Analysis Request

BTEX / MTBE / TMB's (8021)	TPH:8015D(GRO / DRO / MRO)	8081 Pesticides/8082 PCB's	EDB (Method 504.1)	PAHs by 8310 or 8270SIMS	RCRA 8 Metals	Cl, F, Br, NO ₃ , NO ₂ , PO ₄ , SO ₄	8260 (VOA)	8270 (Semi-VOA)	Total Coliform (Present/Absent)	coli - enumerated	See attached list
										X	X

Date: _____ Time: _____ Relinquished by: _____

Received by: _____ Via: CDO Date: 12/14/23 Time: 16:00

Remarks: 39:0 = 3.9%
7.7:0 = 7.7%
Marty

Date: _____ Time: _____ Relinquished by: _____

Received by: _____ Via: _____ Date: _____ Time: _____

Remarks: _____

If necessary, samples submitted to Hall Environmental may be subcontracted to other accredited laboratories. This serves as notice of this possibility. Any sub-contracted data will be clearly notated on the analytical report.

Samplers IT/EB

CMC Sampling Data Sheet

Site Identification: RG North

Notes: on site 1325

Full Suite Sample Date and Time:	<u>1505</u>	<u>6/26/24</u>
Full Sample Identification:	<u>RG North 20240626 2024 06 26</u>	
QC Samples:	Duplicate / None	QC Sample ID:
QC samples require a DIFFERENT sample time than the environmental sample.		
QC Sample time:		

Full Suite Collection Point :	<u>MRCO Dam Stack Structure</u>	
Full Suite Sample Volume:	Collection Time Start:	End:

Field Parameters for each 2-gallon grab

Grab	Time	Temp (°C)	pH	Specific Conductance (µS/cm)	Dissolved Oxygen (mg/L)	Dissolved Oxygen (%)
1	<u>1400</u>	<u>24.5</u>	<u>8.06</u>	<u>238.5</u>	<u>5.6</u>	<u>82</u>
2	<u>1415</u>	<u>24.1</u>	<u>8.30</u>	<u>253.9</u>	<u>5.4</u>	<u>76</u>
3	<u>1430</u>	<u>24.3</u>	<u>8.29</u>	<u>254.7</u>	<u>5.7</u>	<u>81</u>
4	<u>1445</u>	<u>24.5</u>	<u>8.26</u>	<u>253.6</u>	<u>5.1</u>	<u>74</u>
Composite	<u>1505</u>	<u>26.4</u>	<u>8.41</u>	<u>254.1</u>	<u>4.7</u>	<u>71</u>

Turbid Water
 Color yellowish Brown
 Solids
 Oil/Sheen
 Foam
 Odor Biological odor

Analytical - see 2021 COC table

Site Photo
 Sample Photo

Samplers IT/EB

CMC Sampling Data Sheet

Site Identification: RG at Alameda

Notes: on site @ 1618

Full Suite Sample Date and Time:	<u>6/26/24 1628</u>
Full Sample Identification:	<u>RG @ Alameda 20240626</u>
QC Samples: Duplicate / None	QC Sample ID:
QC samples require a DIFFERENT sample time than the environmental sample.	
QC Sample time:	

Full Suite Collection Point :		
Full Suite Sample Volume:	Collection Time Start:	End:

Field Parameters for each 2-gallon grab

Grab	Time	Temp (°C)	pH	Specific Conductance (µS/cm)	Dissolved Oxygen (mg/L)	Dissolved Oxygen (%)
1						
2						
3						
4						
Composite	<u>1628</u>	<u>28.9</u>	<u>8.40</u>	<u>272.1</u>	<u>4.5</u>	<u>70</u>

Turbid Water
 Color
 Solids
 Oil/Sheen
 Foam
 Odor
Slightly cloudy
Biological odor

Site Photo
 Sample Photo

Samplers 1 Jones

CMC Sampling Data Sheet

Site Identification: RG South

Notes: Weather mostly sunny 83°F

Full Suite Sample Date and Time: 6/27/24 1310

Full Sample Identification: RG South 20270627

QC Samples: Duplicate / None QC Sample ID:

QC samples require a DIFFERENT sample time than the environmental sample.
QC Sample time:

Full Suite Collection Point :

Full Suite Sample Volume: Collection Time Start: 12:00 End: 12:45

Field Parameters for each 2-gallon grab

Grab	Time	Temp (°C)	pH	Specific Conductance (µS/cm)	Dissolved Oxygen (mg/L)	Dissolved Oxygen (%)
1	1200	24.6	7.67	329.3	5.4	79
2	1215	26.9	8.26	337.4	5.4	80
3	1230	27.0	8.26	336.8	5.2	77
4	1245	27.4	8.28	334.9	4.7	70
Composite	1310	28.3	8.30	337.0	5.5	83

Turbid Water Color yellowish Solids Brown Some Solids Oil/Sheen Foam Odor Biological odor

Analytical - see 2021 COC table

Site Photo Sample Photo

ANALYSIS SONDE CALIBRATION WORKSHEET (Last Revised 30/03/2007)

Sonde ID: 210100053 Date/Time: 6/26/24 / 1334 Technician: 1 Jones

Reason for Calibration: RG NORTH Sampling E BASTION

Battery Voltage: _____ (6920 & 600 XLM only)

Specific Conductance: _____ Calibration Values
 Standard Used (mS) _____ Initial Post Cal. Cell Constant* _____
 (Range: 5 +/- 0.5)

pH Calibration Values

	Initial	Post Cal.	mV	
7 Buffer: (first)	<u>7.02</u>	<u>7.01</u>	<u>4.7</u>	(Range: 0 mV +/- 50)
4 Buffer: (second)	<u>4.32</u>	<u>4.0</u>	<u>104.2</u>	(Range: +177 from pH 7)
10 Buffer: (third)	<u>9.92</u>	<u>10.01</u>	<u>-107.0</u>	(Range: -177 from pH 7)

 Note: Span between pH 7 and pH 4, and pH 7 and pH 10 should be approximately 165 to 180 mV.

DO % Sat. Membrane Changed? Y/N If yes, run probe at least 15 mins before calibration. Optimally, wait 6 to 8 hrs before calibration / use.

DO Charge _____ (Range: 50 +/- 25)

mm Hg 0.314 Calibration Values %
 Initial Post Cal. DO Gain* _____ (Range: 1 (0.7 to 1.5))
77.3 | 102 | _____

Turbidity Wiper Changed? Y/N Wiper parks ~180 degrees from optic port? Y/N

Standards Values (NTUs)	Calibration Values	
	Initial	Post Cal.
Zero (Always First)	_____	_____
_____	_____	_____
_____	_____	_____

Note: Use longer probe guard with black turb probe; shorter guard with grey probe.

Post Calibration DO Sensor Output Test

Turn off handset (650MDS). Wait 1 minute, turn handset on and enter "Run". DO % Sat. must start reading with a high value and descend to the calibration value in 1 to 2 minutes. If it does not, reject.

Note: Disregard the first two readings as they may be affected by the warm-up process.
 Accept? _____ Reject? _____ See note in comments

Calibration Comments

* Found in: Main Menu -> Sonde Menu -> Advanced -> Calibration Constants

ANALYZER SONDE CALIBRATION WORKSHEET Model 6500-101/03/2007

Sonde ID: 21B10053 Date/Time: 6/27/24 1109 Technician: IT/JC

Reason for Calibration: RG Sampling

Battery Voltage: _____ (6920 & 600 XLM only)

Specific Conductance: _____ Calibration Values
 Standard Used (mS) _____ Initial Post Cal. Cell Constant: *
1413 | 1417 | _____ (Range: 5 +/-0.5)

pH Calibration Values
 Initial Post Cal. mV
 7 Buffer: (first) 4.00 | 4.01 | 158.1 (Range: 0 mV +/- 50)
 4 Buffer: (second) 7.00 | 7.00 | 1.7 (Range: +177 from pH 7)
 10 Buffer: (third) 10.07 | 10.07 | _____ (Range: -177 from pH 7)
 Note: Span between pH 7 and pH 4, and pH 7 and pH 10 should be approximately 165 to 180 mV.

DO % Sat. Membrane Changed? Y/N If yes, run probe at least 15 mins before calibration. Optimally, wait 6 to 8 hrs before calibration / use.

DO Charge _____ (Range: 50 +/- 25)

mm Hg Calibration Values %
 Initial Post Cal. DO Gain*
636.6 | 83.8 | 96 | _____ (Range: 1 (0.7 to 1.5))

Turbidity Wiper Changed? Y/N Wiper parks ~180 degrees from optic port? Y/N

Standards Values (NTUs)		Calibration Values	
Zero (Always First)		Initial	Post Cal.
_____	_____	_____	_____
_____	_____	_____	_____
_____	_____	_____	_____

Note: Use longer probe guard with black turb probe; shorter guard with grey probe.

Post Calibration DO Sensor Output Test

Turn off handset (650MDS). Wait 1 minute, turn handset on and enter "Run". DO % Sat. must start reading with a high value and descend to the calibration value in 1 to 2 minutes. If it does not, reject.

Note: Disregard the first two readings as they may be affected by the warm-up process.
 Accept? _____ Reject? _____ See note in comments

Calibration Comments

* Found in: Main Menu -> Sonde Menu -> Advanced -> Calibration Constants

December 22, 2023

Patrick Chavez

AMAFCA

2600 Prospect Ave NE

Albuquerque, NM 87107

TEL: (505) 884-2215

FAX:

12/13/2023: Rio Grande North
and Alameda; E.Coli samples
only.

RE: CMC

OrderNo.: 2312802

Dear Patrick Chavez:

Eurofins Environment Testing South Central, LLC received 2 sample(s) on 12/13/2023 for the analyses presented in the following report.

These were analyzed according to EPA procedures or equivalent. To access our accredited tests please go to www.hallenvironmental.com or the state specific web sites. In order to properly interpret your results, it is imperative that you review this report in its entirety. See the sample checklist and/or the Chain of Custody for information regarding the sample receipt temperature and preservation. Data qualifiers or a narrative will be provided if the sample analysis or analytical quality control parameters require a flag. When necessary, data qualifiers are provided on both the sample analysis report and the QC summary report, both sections should be reviewed. All samples are reported, as received, unless otherwise indicated. Lab measurement of analytes considered field parameters that require analysis within 15 minutes of sampling such as pH and residual chlorine are qualified as being analyzed outside of the recommended holding time.

Please do not hesitate to contact Eurofins Albuquerque for any additional information or clarifications.

ADHS Cert #AZ0682 -- NMED-DWB Cert #NM9425 -- NMED-Micro Cert #NM0901

Sincerely,



Andy Freeman

Laboratory Manager

4901 Hawkins NE

Albuquerque, NM 87109

Field Parameters:
- North
Temp = 5.0°C
pH = 8.15
Conductivity = 305
Dissolved Oxygen = 10.8
- Alameda
Temp = 7.1°C
pH = 7.73
Conductivity = 310
Dissolved Oxygen = 10.7

Hall Environmental Analysis Laboratory, Inc.

Analytical Report

Lab Order 2312802

Date Reported: 12/22/2023

CLIENT: AMAFCA

Client Sample ID: **RG North**-20231213

Project: CMC

Collection Date: 12/13/2023 12:00:00 PM

Lab ID: 2312802-001

Matrix: AQUEOUS

Received Date: 12/13/2023 1:54:00 PM

Analyses	Result	MDL	RL	Qual	Units	DF	Date Analyzed	Batch ID
SM 9223B FECAL INDICATOR: E. COLI MPN							Analyst: SMS	
E. Coli	19.7	1.000	1.000		MPN/100	1	12/14/2023 12:33:00 PM	79369

Refer to the QC Summary report and sample login checklist for flagged QC data and preservation information.

Qualifiers:	*	Value exceeds Maximum Contaminant Level.	B	Analyte detected in the associated Method Blank
	D	Sample Diluted Due to Matrix	E	Above Quantitation Range/Estimated Value
	H	Holding times for preparation or analysis exceeded	J	Analyte detected below quantitation limits
	ND	Not Detected at the Reporting Limit	P	Sample pH Not In Range
	PQL	Practical Quantitative Limit	RL	Reporting Limit
	S	% Recovery outside of standard limits. If undiluted results may be estimated.		

Hall Environmental Analysis Laboratory, Inc.

Analytical Report

Lab Order 2312802

Date Reported: 12/22/2023

CLIENT: AMAFCA

Client Sample ID: **RG Alameda**-20231213

Project: CMC

Collection Date: 12/13/2023 1:25:00 PM

Lab ID: 2312802-002

Matrix: AQUEOUS

Received Date: 12/13/2023 1:54:00 PM

Analyses	Result	MDL	RL	Qual	Units	DF	Date Analyzed	Batch ID
SM 9223B FECAL INDICATOR: E. COLI MPN							Analyst: SMS	
E. Coli	55.6	1.000	1.000		MPN/100	1	12/14/2023 12:33:00 PM	79369

Refer to the QC Summary report and sample login checklist for flagged QC data and preservation information.

Qualifiers:	*	Value exceeds Maximum Contaminant Level.	B	Analyte detected in the associated Method Blank
	D	Sample Diluted Due to Matrix	E	Above Quantitation Range/Estimated Value
	H	Holding times for preparation or analysis exceeded	J	Analyte detected below quantitation limits
	ND	Not Detected at the Reporting Limit	P	Sample pH Not In Range
	PQL	Practical Quantitative Limit	RL	Reporting Limit
	S	% Recovery outside of standard limits. If undiluted results may be estimated.		

Sample Log-In Check List

Client Name: **AMAFCA** Work Order Number: **2312802** RcptNo: **1**

Received By: **Juan Rojas** 12/13/2023 1:54:00 PM *Juan Rojas*

Completed By: **Cheyenne Cason** 12/13/2023 3:06:49 PM *Cason*

Reviewed By: *[Signature]* 12/13/23 15:52

Chain of Custody

1. Is Chain of Custody complete? Yes No Not Present
2. How was the sample delivered? Client

Log In

3. Was an attempt made to cool the samples? Yes No NA
4. Were all samples received at a temperature of >0° C to 6.0°C Yes No NA
- Samples were collected the same day and chilled.**
5. Sample(s) in proper container(s)? Yes No
6. Sufficient sample volume for indicated test(s)? Yes No
7. Are samples (except VOA and ONG) properly preserved? Yes No
8. Was preservative added to bottles? Yes No NA
9. Received at least 1 vial with headspace <1/4" for AQ VOA? Yes No NA
10. Were any sample containers received broken? Yes No

11. Does paperwork match bottle labels?
(Note discrepancies on chain of custody) Yes No
12. Are matrices correctly identified on Chain of Custody? Yes No
13. Is it clear what analyses were requested? Yes No
14. Were all holding times able to be met?
(If no, notify customer for authorization.) Yes No

of preserved bottles checked for pH: _____
(<2 or >12 unless noted)

Adjusted? _____

Checked by: *Tme 12/13/23*

Special Handling (if applicable)

15. Was client notified of all discrepancies with this order? Yes No NA

Person Notified: _____ Date: _____

By Whom: _____ Via: eMail Phone Fax In Person

Regarding: _____

Client Instructions: _____

16. Additional remarks:

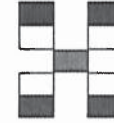
17. Cooler Information

Cooler No	Temp °C	Condition	Seal Intact	Seal No	Seal Date	Signed By
1	8.8	Good	Not Present	Yogi		

Chain-of-Custody Record

Client: Daniel B Stephens
AMAFCA
Mailing Address: 6030 Academy
Phone #:
email or Fax#: pchavez@amafca.org
QA/QC Package:
 Standard Level 4 (Full Validation)
Accreditation: Az Compliance
 NELAC Other _____
 EDD (Type) _____

Turn-Around Time:
 Standard Rush
Project Name: CMC
Project #: Dry Season FY 24
Project Manager: Patrick Chavez
Sampler: DBSA - C. Johansson
On Ice: Yes No
of Coolers: 1
Cooler Temp (including CF): 5.7 to 8.8 (°C)



HALL ENVIRONMENTAL ANALYSIS LABORATORY

www.hallenvironmental.com

4901 Hawkins NE - Albuquerque, NM 87109

Tel. 505-345-3975 Fax 505-345-4107

Analysis Request

Date	Time	Matrix	Sample Name	Container Type and #	Preservative Type	HEAL No.	BTEX / MTBE / TMB's (8021)	TPH:8015D(GRO / DRO / MRO)	8081 Pesticides/8082 PCB's	EDB (Method 504.1)	PAHs by 8310 or 8270SIMS	RCRA 8 Metals	Cl, F, Br, NO ₃ , NO ₂ , PO ₄ , SO ₄	8260 (VOA)	8270 (Semi-VOA)	Total Coliform (Present/Absent)	E. coli - enumeration
12-13-23	1200	AQ	RG North-20231213	1		001											XX
12-13-23	1325	AQ	RG Alameda-20231213	1		002											XX

Date: 12-13-23 Time: 13:40 Relinquished by: [Signature]

Received by: [Signature] Via: _____ Date: 12/13/23 Time: 13:54

Remarks:

March 05, 2024

Patrick Chavez

AMAFCA

2600 Prospect Ave NE

Albuquerque, NM 87107

TEL: (505) 884-2215

FAX:

12/13/2023: Rio Grande North
and 12/14/2023: Rio Grande
South

RE: CMC FY24 Dry

OrderNo.: 2312898

Dear Patrick Chavez:

Eurofins Environment Testing South Central, LLC received 2 sample(s) on 12/14/2023 for the analyses presented in the following report.

This report is a revised report and it replaces the original report issued January 26, 2023.

These were analyzed according to EPA procedures or equivalent. To access our accredited tests please go to www.hallenvironmental.com or the state specific web sites. See the sample checklist and/or the Chain of Custody for information regarding the sample receipt temperature and preservation. Data qualifiers or a narrative will be provided if the sample analysis or analytical quality control parameters require a flag. All samples are reported as received unless otherwise indicated.

Please do not hesitate to contact Eurofins Albuquerque for any additional information or clarifications.

ADHS Cert #AZ0682 -- NMED-DWB Cert #NM9425 -- NMED-Micro Cert #NM0901

Sincerely,



Andy Freeman

Laboratory Manager

4901 Hawkins NE

Albuquerque, NM 87109

Field Parameters:

- North

Temp = 5.0°C

pH = 8.15

Conductivity = 305

Dissolved Oxygen = 10.8

- South

Temp = 9.2°C

pH = 8.24

Conductivity = 338

Dissolved Oxygen = 9.0



Environment Testing

*Eurofins Environment Testing South
Central, LLC
4901 Hawkins NE
Albuquerque, NM 87109
TEL: 505-345-3975 FAX: 505-345-4107
Website: www.hallenvironmental.com*

Case Narrative

WO#: 2312898
Date: 3/5/2024

CLIENT: AMAFCA

Project: CMC FY24 Drv

Analytical Notes regarding phosphorous:

The "C" fraction contains the results for total phosphorous.

The "D" fraction contains the results for the dissolved phosphorous.

Hall Environmental Analysis Laboratory, Inc.

Analytical Report

Lab Order: 2312898

Date Reported: 3/5/2024

CLIENT: AMAFCA
Project: CMC FY24 Dry
Lab ID: 2312898-001B

Client Sample ID: R6 North-20231213
Collection Date: 12/13/2023 12:00:00 PM
Matrix: Aqueous

Analyses	Result	MDL	RL	Qual	Units	DF	Date Analyzed	Batch ID
SM5210B: BOD							Analyst: ejn	
Biochemical Oxygen Demand	DO Depletion <2.0	2.00	2.00	H	mg/L	1	12/20/2023 9:50:00 AM	79411

Refer to the QC Summary report and sample login checklist for flagged QC data and preservation information.

Qualifiers:	*	Value exceeds Maximum Contaminant Level.	B	Analyte detected in the associated Method Blank
	D	Sample Diluted Due to Matrix	E	Above Quantitation Range/Estimated Value
	H	Holding times for preparation or analysis exceeded	J	Analyte detected below quantitation limits
	ND	Not Detected at the Reporting Limit	P	Sample pH Not In Range
	PQL	Practical Quantitative Limit	RL	Reporting Limit
	S	% Recovery outside of standard limits. If undiluted results may be estimated.		

Hall Environmental Analysis Laboratory, Inc.

Analytical Report

Lab Order: 2312898

Date Reported: 3/5/2024

CLIENT: AMAFCA
Project: CMC FY24 Dry
Lab ID: 2312898-001C

Client Sample ID: R6 North-20231213
Collection Date: 12/13/2023 12:00:00 PM
Matrix: Aqueous

Analyses	Result	MDL	RL	Qual	Units	DF	Date Analyzed	Batch ID
EPA METHOD 1664B							Analyst: AB	
N-Hexane Extractable Material	ND	8.53	9.58		mg/L	1	12/19/2023 11:40:00 AM	79435

Refer to the QC Summary report and sample login checklist for flagged QC data and preservation information.

Qualifiers:	*	Value exceeds Maximum Contaminant Level.	B	Analyte detected in the associated Method Blank
	D	Sample Diluted Due to Matrix	E	Above Quantitation Range/Estimated Value
	H	Holding times for preparation or analysis exceeded	J	Analyte detected below quantitation limits
	ND	Not Detected at the Reporting Limit	P	Sample pH Not In Range
	PQL	Practical Quantitative Limit	RL	Reporting Limit
	S	% Recovery outside of standard limits. If undiluted results may be estimated.		

Hall Environmental Analysis Laboratory, Inc.

CLIENT: AMAFCA
 Project: CMC FY24 Dry
 Lab ID: 2312898-001D

Client Sample ID: R6 North-20231213
 Collection Date: 12/13/2023 12:00:00 PM
 Matrix: Aqueous

Analyses	Result	MDL	RL	Qual	Units	DF	Date Analyzed	Batch ID
EPA METHOD 300.0: ANIONS								
Nitrate+Nitrite as N	ND	0.11	1.0		mg/L	5	12/19/2023 2:58:45 PM	R10196
Analyst: SNS								
SM 4500 NH3: AMMONIA								
Nitrogen, Ammonia	1.1	0.57	2.0	JD	mg/L	2	12/21/2023 9:18:00 AM	R10201
Analyst: MCA								
SM4500-H+B / 9040C: PH								
pH	8.14			H	pH units	1	12/20/2023 1:56:15 PM	R10201
Analyst: MCA								
EPA METHOD 365.1: TOTAL PHOSPHOROUS								
Phosphorus, Total (As P)	ND	0.050	0.050		mg/L	1	1/6/2024 1:42:00 PM	79761
Analyst: JMT								
SM2540C MOD: TOTAL DISSOLVED SOLIDS								
Total Dissolved Solids	204	25.0	50.0		mg/L	1	12/21/2023 7:22:00 PM	79518
Analyst: KS								
EPA 351.2: TKN								
Nitrogen, Kjeldahl, Total	ND	0.50	0.50	H	mg/L	1	1/13/2024 3:06:27 PM	79864
Analyst: MRA								
SM 2540D: TSS								
Suspended Solids	6.0	4.0	4.0		mg/L	1	12/21/2023 10:31:00 AM	79522
Analyst: KS								

Refer to the QC Summary report and sample login checklist for flagged QC data and preservation information.

Qualifiers:		
*	Value exceeds Maximum Contaminant Level.	B Analyte detected in the associated Method Blank
D	Sample Diluted Due to Matrix	E Above Quantitation Range/Estimated Value
H	Holding times for preparation or analysis exceeded	J Analyte detected below quantitation limits
ND	Not Detected at the Reporting Limit	P Sample pH Not In Range
PQL	Practical Quantitative Limit	RL Reporting Limit
S	% Recovery outside of standard limits. If undiluted results may be estimated.	

Hall Environmental Analysis Laboratory, Inc.

Analytical Report

Lab Order: 2312898

Date Reported: 3/5/2024

CLIENT: AMAFCA
Project: CMC FY24 Dry
Lab ID: 2312898-001E

Client Sample ID: R6 North-20231213
Collection Date: 12/13/2023 12:00:00 PM
Matrix: Aqueous

Analyses	Result	MDL	RL	Qual	Units	DF	Date Analyzed	Batch ID
EPA METHOD 365.1: TOTAL PHOSPHOROUS							Analyst: JMT	
Phosphorus, Total (As P)	ND	0.050	0.050		mg/L	1	1/6/2024 1:46:00 PM	79761

Refer to the QC Summary report and sample login checklist for flagged QC data and preservation information.

Qualifiers:	*	Value exceeds Maximum Contaminant Level.	B	Analyte detected in the associated Method Blank
	D	Sample Diluted Due to Matrix	E	Above Quantitation Range/Estimated Value
	H	Holding times for preparation or analysis exceeded	J	Analyte detected below quantitation limits
	ND	Not Detected at the Reporting Limit	P	Sample pH Not In Range
	PQL	Practical Quantitative Limit	RL	Reporting Limit
	S	% Recovery outside of standard limits. If undiluted results may be estimated.		

Hall Environmental Analysis Laboratory, Inc.

CLIENT: AMAFCA
Project: CMC FY24 Dry
Lab ID: 2312898-001F

Client Sample ID: R6 North-20231213
Collection Date: 12/13/2023 12:00:00 PM
Matrix: Aqueous

Analyses	Result	MDL	RL	Qual	Units	DF	Date Analyzed	Batch ID
EPA METHOD 200.7: METALS							Analyst: JRR	
Calcium	36	0.053	1.0		mg/L	1	1/9/2024 5:14:22 PM	79508
Magnesium	6.6	0.033	1.0		mg/L	1	1/9/2024 5:14:22 PM	79508
SM2340B: HARDNESS							Analyst: JRR	
Hardness as CaCO3	120	2.5	6.6		mg/L	1	1/9/2024	R10233

Refer to the QC Summary report and sample login checklist for flagged QC data and preservation information.

Qualifiers:	*	Value exceeds Maximum Contaminant Level.	B	Analyte detected in the associated Method Blank
	D	Sample Diluted Due to Matrix	E	Above Quantitation Range/Estimated Value
	H	Holding times for preparation or analysis exceeded	J	Analyte detected below quantitation limits
	ND	Not Detected at the Reporting Limit	P	Sample pH Not In Range
	PQL	Practical Quantitative Limit	RL	Reporting Limit
	S	% Recovery outside of standard limits. If undiluted results may be estimated.		

Hall Environmental Analysis Laboratory, Inc.

Analytical Report

Lab Order: 2312898

Date Reported: 3/5/2024

CLIENT: AMAFCA
Project: CMC FY24 Dry
Lab ID: 2312898-001G

Client Sample ID: R6 North-20231213
Collection Date: 12/13/2023 12:00:00 PM
Matrix: Aqueous

Analyses	Result	MDL	RL	Qual	Units	DF	Date Analyzed	Batch ID
EPA 200.8: DISSOLVED METALS							Analyst: bcv	
Copper	0.00055	0.000093	0.00050		mg/L	1	12/19/2023 1:35:18 PM	B101952
Lead	ND	0.000032	0.00050		mg/L	1	12/19/2023 1:35:18 PM	B101952

Refer to the QC Summary report and sample login checklist for flagged QC data and preservation information.

Qualifiers:	*	Value exceeds Maximum Contaminant Level.	B	Analyte detected in the associated Method Blank
	D	Sample Diluted Due to Matrix	E	Above Quantitation Range/Estimated Value
	H	Holding times for preparation or analysis exceeded	J	Analyte detected below quantitation limits
	ND	Not Detected at the Reporting Limit	P	Sample pH Not In Range
	PQL	Practical Quantitative Limit	RL	Reporting Limit
	S	% Recovery outside of standard limits. If undiluted results may be estimated.		

Analytical Report

Lab Order: 2312898

Date Reported: 3/5/2024

Hall Environmental Analysis Laboratory, Inc.

CLIENT: AMAFCA
Project: CMC FY24 Dry
Lab ID: 2312898-001H

Client Sample ID: R6 North-20231213
Collection Date: 12/13/2023 12:00:00 PM
Matrix: Aqueous

Table with columns: Analyses, Result, MDL, RL, Qual, Units, DF, Date Analyzed, Batch ID. Row 1: SM5220D: COD, 110, 50.0, 50.0, mg/L, 1, 1/3/2024 10:26:00 AM, 79689. Analyst: AB

Refer to the QC Summary report and sample login checklist for flagged QC data and preservation information.

Table with 2 columns: Qualifiers and their descriptions. Includes codes like *, D, H, ND, PQL, S, B, E, J, P, RL.

Analytical Report

Lab Order: 2312898

Date Reported: 3/5/2024

Hall Environmental Analysis Laboratory, Inc.

CLIENT: AMAFCA
Project: CMC FY24 Dry
Lab ID: 2312898-002A

Client Sample ID: R6South-20231214
Collection Date: 12/14/2023 2:45:00 PM
Matrix: Aqueous

Table with columns: Analyses, Result, MDL, RL, Qual, Units, DF, Date Analyzed, Batch ID. Row 1: SM 9223B FECAL INDICATOR: E. COLI MPN, Analyst: SMS. Row 2: E. Coli, 235.9, 1.000, 1.000, MPN/100 1, 12/15/2023 12:00:00 PM, 79402

Refer to the QC Summary report and sample login checklist for flagged QC data and preservation information.

Table with 2 columns: Qualifiers and descriptions. Qualifiers include *, D, H, ND, PQL, S, B, E, J, P, RL with their respective meanings.

Analytical Report

Lab Order: 2312898

Date Reported: 3/5/2024

Hall Environmental Analysis Laboratory, Inc.

CLIENT: AMAFCA
Project: CMC FY24 Dry
Lab ID: 2312898-002B

Client Sample ID: R6South-20231214
Collection Date: 12/14/2023 2:45:00 PM
Matrix: Aqueous

Table with columns: Analyses, Result, MDL, RL, Qual, Units, DF, Date Analyzed, Batch ID. Row 1: SM5210B: BOD, Biochemical Oxygen Demand, DO Depletion <2.0, 2.00, 2.00, mg/L, 1, 12/20/2023 9:50:00 AM, 79411. Analyst: ejn

Refer to the QC Summary report and sample login checklist for flagged QC data and preservation information.

Table with 2 columns: Qualifiers and their descriptions. Includes codes like *, D, H, ND, PQL, S, B, E, J, P, RL and their corresponding definitions.

Hall Environmental Analysis Laboratory, Inc.

Analytical Report

Lab Order: 2312898

Date Reported: 3/5/2024

CLIENT: AMAFCA
Project: CMC FY24 Dry
Lab ID: 2312898-002C

Client Sample ID: R6South-20231214
Collection Date: 12/14/2023 2:45:00 PM
Matrix: Aqueous

Analyses	Result	MDL	RL	Qual	Units	DF	Date Analyzed	Batch ID
EPA METHOD 1664B							Analyst: AB	
N-Hexane Extractable Material	ND	8.73	9.80		mg/L	1	12/19/2023 11:40:00 AM	79435

Refer to the QC Summary report and sample login checklist for flagged QC data and preservation information.

Qualifiers:	*	Value exceeds Maximum Contaminant Level.	B	Analyte detected in the associated Method Blank
	D	Sample Diluted Due to Matrix	E	Above Quantitation Range/Estimated Value
	H	Holding times for preparation or analysis exceeded	J	Analyte detected below quantitation limits
	ND	Not Detected at the Reporting Limit	P	Sample pH Not In Range
	PQL	Practical Quantitative Limit	RL	Reporting Limit
	S	% Recovery outside of standard limits. If undiluted results may be estimated.		

Hall Environmental Analysis Laboratory, Inc.

CLIENT: AMAFCA
 Project: CMC FY24 Dry
 Lab ID: 2312898-002D

Client Sample ID: R6South-20231214
 Collection Date: 12/14/2023 2:45:00 PM
 Matrix: Aqueous

Analyses	Result	MDL	RL	Qual	Units	DF	Date Analyzed	Batch ID
EPA METHOD 300.0: ANIONS Analyst: SNS								
Nitrate+Nitrite as N	0.32	0.11	1.0	J	mg/L	5	12/19/2023 3:14:28 PM	R10196
SM 4500 NH3: AMMONIA Analyst: MCA								
Nitrogen, Ammonia	0.84	0.57	2.0	JD	mg/L	2	12/21/2023 9:18:00 AM	R10201
SM4500-H+B / 9040C: PH Analyst: MCA								
pH	8.17			H	pH units	1	12/20/2023 2:00:25 PM	R10201
EPA METHOD 365.1: TOTAL PHOSPHOROUS Analyst: JMT								
Phosphorus, Total (As P)	0.14	0.050	0.050		mg/L	1	1/6/2024 1:48:00 PM	79761
SM2540C MOD: TOTAL DISSOLVED SOLIDS Analyst: KS								
Total Dissolved Solids	226	25.0	50.0		mg/L	1	12/21/2023 7:22:00 PM	79518
EPA 351.2: TKN Analyst: MRA								
Nitrogen, Kjeldahl, Total	ND	0.50	0.50		mg/L	1	1/13/2024 3:10:57 PM	79864
SM 2540D: TSS Analyst: KS								
Suspended Solids	22	4.0	4.0		mg/L	1	12/22/2023 10:47:00 AM	79546

Refer to the QC Summary report and sample login checklist for flagged QC data and preservation information.

Qualifiers:	*	Value exceeds Maximum Contaminant Level.	B	Analyte detected in the associated Method Blank
	D	Sample Diluted Due to Matrix	E	Above Quantitation Range/Estimated Value
	H	Holding times for preparation or analysis exceeded	J	Analyte detected below quantitation limits
	ND	Not Detected at the Reporting Limit	P	Sample pH Not In Range
	PQL	Practical Quantitative Limit	RL	Reporting Limit
	S	% Recovery outside of standard limits. If undiluted results may be estimated.		

Analytical Report

Lab Order: 2312898

Date Reported: 3/5/2024

Hall Environmental Analysis Laboratory, Inc.

CLIENT: AMAFCA
Project: CMC FY24 Dry
Lab ID: 2312898-002E

Client Sample ID: R6South-20231214
Collection Date: 12/14/2023 2:45:00 PM
Matrix: Aqueous

Table with columns: Analyses, Result, MDL, RL, Qual, Units, DF, Date Analyzed, Batch ID. Row 1: EPA METHOD 365.1: TOTAL PHOSPHOROUS, Analyst: JMT. Row 2: Phosphorus, Total (As P), 0.065, 0.050, 0.050, mg/L, 1, 1/6/2024 1:49:00 PM, 79761

Refer to the QC Summary report and sample login checklist for flagged QC data and preservation information.

Table with 2 columns: Qualifiers and descriptions. Includes codes like *, D, H, ND, PQL, S, B, E, J, P, RL and their corresponding definitions.

Hall Environmental Analysis Laboratory, Inc.

CLIENT: AMAFCA
Project: CMC FY24 Dry
Lab ID: 2312898-002F

Client Sample ID: R6South-20231214
Collection Date: 12/14/2023 2:45:00 PM
Matrix: Aqueous

Analyses	Result	MDL	RL	Qual	Units	DF	Date Analyzed	Batch ID
EPA METHOD 200.7: METALS							Analyst: JRR	
Calcium	39	0.053	1.0		mg/L	1	1/9/2024 5:18:26 PM	79508
Magnesium	7.0	0.033	1.0		mg/L	1	1/9/2024 5:18:26 PM	79508
SM2340B: HARDNESS							Analyst: JRR	
Hardness as CaCO3	130	2.5	6.6		mg/L	1	1/9/2024	R10233

Refer to the QC Summary report and sample login checklist for flagged QC data and preservation information.

Qualifiers:	*	Value exceeds Maximum Contaminant Level.	B	Analyte detected in the associated Method Blank
	D	Sample Diluted Due to Matrix	E	Above Quantitation Range/Estimated Value
	H	Holding times for preparation or analysis exceeded	J	Analyte detected below quantitation limits
	ND	Not Detected at the Reporting Limit	P	Sample pH Not In Range
	PQL	Practical Quantitative Limit	RL	Reporting Limit
	S	% Recovery outside of standard limits. If undiluted results may be estimated.		

Hall Environmental Analysis Laboratory, Inc.

Analytical Report

Lab Order: 2312898

Date Reported: 3/5/2024

CLIENT: AMAFCA
Project: CMC FY24 Dry
Lab ID: 2312898-002G

Client Sample ID: R6South-20231214
Collection Date: 12/14/2023 2:45:00 PM
Matrix: Aqueous

Analyses	Result	MDL	RL	Qual	Units	DF	Date Analyzed	Batch ID
EPA 200.8: DISSOLVED METALS							Analyst: bcv	
Copper	0.00075	0.000093	0.00050		mg/L	1	12/19/2023 1:37:35 PM	B101952
Lead	ND	0.000032	0.00050		mg/L	1	12/19/2023 1:37:35 PM	B101952

Refer to the QC Summary report and sample login checklist for flagged QC data and preservation information.

Qualifiers:	*	Value exceeds Maximum Contaminant Level.	B	Analyte detected in the associated Method Blank
	D	Sample Diluted Due to Matrix	E	Above Quantitation Range/Estimated Value
	H	Holding times for preparation or analysis exceeded	J	Analyte detected below quantitation limits
	ND	Not Detected at the Reporting Limit	P	Sample pH Not In Range
	PQL	Practical Quantitative Limit	RL	Reporting Limit
	S	% Recovery outside of standard limits. If undiluted results may be estimated.		

Hall Environmental Analysis Laboratory, Inc.

Analytical Report

Lab Order: 2312898

Date Reported: 3/5/2024

CLIENT: AMAFCA
Project: CMC FY24 Dry
Lab ID: 2312898-002H

Client Sample ID: R6South-20231214
Collection Date: 12/14/2023 2:45:00 PM
Matrix: Aqueous

Analyses	Result	MDL	RL	Qual	Units	DF	Date Analyzed	Batch ID
SM5220D: COD							Analyst: AB	
Chemical Oxygen Demand	ND	50.0	50.0		mg/L	1	1/3/2024 10:26:00 AM	79689

Refer to the QC Summary report and sample login checklist for flagged QC data and preservation information.

Qualifiers:	*	Value exceeds Maximum Contaminant Level.	B	Analyte detected in the associated Method Blank
	D	Sample Diluted Due to Matrix	E	Above Quantitation Range/Estimated Value
	H	Holding times for preparation or analysis exceeded	J	Analyte detected below quantitation limits
	ND	Not Detected at the Reporting Limit	P	Sample pH Not In Range
	PQL	Practical Quantitative Limit	RL	Reporting Limit
	S	% Recovery outside of standard limits. If undiluted results may be estimated.		

Anatek Labs, Inc.

1282 Alturas Drive - Moscow, ID 83843 - (208) 883-2839 - email moscow@anateklabs.com
504 E Sprague Ste. D - Spokane, WA 99202 - (509) 838-3999 - email spokane@anateklabs.com

Client: Hall Environmental Analysis Lab
Address: 4901 Hawkins NE Suite D
Albuquerque, NM 87109
Attn: Andy Freeman

Work Order: MDL0646
Project: 2312898
Reported: 2/19/2024 09:01

Analytical Results Report

Sample Location: 2312898-001I (R6 North-20231213)
Lab/Sample Number: MDL0646-01 **Collect Date:** 12/13/23 12:00
Date Received: 12/19/23 14:44 **Collected By:**
Matrix: Water

Analyte	Result	Units	PQL	Analyzed	Analyst	Method	Qualifier
Volatiles							
Tetrahydrofuran	ND	ug/L	0.500	12/22/23 13:35	BKP	EPA 8260D	
<i>Surrogate: 1,2-Dichlorobenzene-d4</i>	<i>103%</i>		<i>70-130</i>	<i>12/22/23 13:35</i>	<i>BKP</i>	<i>EPA 8260D</i>	
<i>Surrogate: 4-Bromofluorobenzene</i>	<i>75.8%</i>		<i>70-130</i>	<i>12/22/23 13:35</i>	<i>BKP</i>	<i>EPA 8260D</i>	
<i>Surrogate: Toluene-d8</i>	<i>97.6%</i>		<i>70-130</i>	<i>12/22/23 13:35</i>	<i>BKP</i>	<i>EPA 8260D</i>	

Anatek Labs, Inc.

1282 Alturas Drive - Moscow, ID 83843 - (208) 883-2839 - email moscow@anateklabs.com
 504 E Sprague Ste. D - Spokane, WA 99202 - (509) 838-3999 - email spokane@anateklabs.com

Sample Location: 2312898-001N (R6 North-20231213)
 Lab/Sample Number: MDL0646-02 Collect Date: 12/13/23 12:00
 Date Received: 12/19/23 14:44 Collected By:
 Matrix: Water

Analyte	Result	Units	PQL	Analyzed	Analyst	Method	Qualifier
Semivolatiles							
Dieldrin	ND	ug/L	0.0100	12/27/23 20:52	GPB	EPA 608.3	
<i>Surrogate: DCB</i>	83.6%		40-130	12/27/23 20:52	GPB	EPA 608.3	
Benzidine	ND	ug/L	1.00	12/29/23 0:29	MAH	EPA 625.1	
Benzo[a]anthracene	ND	ug/L	0.500	12/29/23 0:29	MAH	EPA 625.1	
Benzo[a]pyrene	ND	ug/L	0.500	12/29/23 0:29	MAH	EPA 625.1	
Benzo[b]fluoranthene	ND	ug/L	0.500	12/29/23 0:29	MAH	EPA 625.1	
Benzo[k]fluoranthene	ND	ug/L	0.500	12/29/23 0:29	MAH	EPA 625.1	
bis(2-Ethylhexyl)phthalate	ND	ug/L	0.500	12/29/23 0:29	MAH	EPA 625.1	
Chrysene	ND	ug/L	0.500	12/29/23 0:29	MAH	EPA 625.1	
Dibenz[a,h]anthracene	ND	ug/L	0.500	12/29/23 0:29	MAH	EPA 625.1	
Dibenzofuran	ND	ug/L	0.500	12/29/23 0:29	MAH	EPA 625.1	
Indeno[1,2,3-cd]pyrene	ND	ug/L	0.500	12/29/23 0:29	MAH	EPA 625.1	
Pentachlorophenol	ND	ug/L	0.500	12/29/23 0:29	MAH	EPA 625.1	
<i>Surrogate: 2,4,6-Tribromophenol</i>	92.4%		47-122	12/29/23 0:29	MAH	EPA 625.1	
<i>Surrogate: 2-Fluorobiphenyl</i>	81.2%		49-115	12/29/23 0:29	MAH	EPA 625.1	
<i>Surrogate: 2-Fluorophenol</i>	78.6%		30-115	12/29/23 0:29	MAH	EPA 625.1	
<i>Surrogate: Nitrobenzene-d5</i>	76.2%		51-110	12/29/23 0:29	MAH	EPA 625.1	
<i>Surrogate: Phenol-2,3,4,5,6-d5</i>	81.2%		40-120	12/29/23 0:29	MAH	EPA 625.1	
<i>Surrogate: Terphenyl-d14</i>	106%		50-130	12/29/23 0:29	MAH	EPA 625.1	

Anatek Labs, Inc.

1282 Alturas Drive - Moscow, ID 83843 - (208) 883-2839 - email moscow@anateklabs.com
504 E Sprague Ste. D - Spokane, WA 99202 - (509) 838-3999 - email spokane@anateklabs.com

Sample Location: 2312898-002I (R6 South-20231214)
Lab/Sample Number: MDL0646-03 Collect Date: 12/14/23 14:45
Date Received: 12/19/23 14:44 Collected By:
Matrix: Water

Analyte	Result	Units	PQL	Analyzed	Analyst	Method	Qualifier
Volatiles							
Tetrahydrofuran	ND	ug/L	0.500	12/22/23 14:07	BKP	EPA 8260D	
Surrogate: 1,2-Dichlorobenzene-d4	104%		70-130	12/22/23 14:07	BKP	EPA 8260D	
Surrogate: 4-Bromofluorobenzene	76.0%		70-130	12/22/23 14:07	BKP	EPA 8260D	
Surrogate: Toluene-d8	98.1%		70-130	12/22/23 14:07	BKP	EPA 8260D	

Anatek Labs, Inc.

1282 Alturas Drive - Moscow, ID 83843 - (208) 883-2839 - email moscow@anateklabs.com
 504 E Sprague Ste. D - Spokane, WA 99202 - (509) 838-3999 - email spokane@anateklabs.com

Sample Location: 2312898-002N (R6 South-20231214)
 Lab/Sample Number: MDL0646-04 Collect Date: 12/13/23 12:00
 Date Received: 12/19/23 14:44 Collected By:
 Matrix: Water

Analyte	Result	Units	PQL	Analyzed	Analyst	Method	Qualifier
Semivolatiles							
Dieldrin	ND	ug/L	0.0100	12/27/23 21:10	GPB	EPA 608.3	
<i>Surrogate: DCB</i>	90.2%		40-130	12/27/23 21:10	GPB	EPA 608.3	
Benzidine	ND	ug/L	1.00	12/29/23 0:56	MAH	EPA 625.1	
Benzo[a]anthracene	ND	ug/L	0.500	12/29/23 0:56	MAH	EPA 625.1	
Benzo[a]pyrene	ND	ug/L	0.500	12/29/23 0:56	MAH	EPA 625.1	
Benzo[b]fluoranthene	ND	ug/L	0.500	12/29/23 0:56	MAH	EPA 625.1	
Benzo[k]fluoranthene	ND	ug/L	0.500	12/29/23 0:56	MAH	EPA 625.1	
bis(2-Ethylhexyl)phthalate	ND	ug/L	0.500	12/29/23 0:56	MAH	EPA 625.1	
Chrysene	ND	ug/L	0.500	12/29/23 0:56	MAH	EPA 625.1	
Dibenz[a,h]anthracene	ND	ug/L	0.500	12/29/23 0:56	MAH	EPA 625.1	
Dibenzofuran	ND	ug/L	0.500	12/29/23 0:56	MAH	EPA 625.1	
Indeno[1,2,3-cd]pyrene	ND	ug/L	0.500	12/29/23 0:56	MAH	EPA 625.1	
Pentachlorophenol	ND	ug/L	0.500	12/29/23 0:56	MAH	EPA 625.1	
<i>Surrogate: 2,4,6-Tribromophenol</i>	90.8%		47-122	12/29/23 0:56	MAH	EPA 625.1	
<i>Surrogate: 2-Fluorobiphenyl</i>	86.7%		49-115	12/29/23 0:56	MAH	EPA 625.1	
<i>Surrogate: 2-Fluorophenol</i>	78.2%		30-115	12/29/23 0:56	MAH	EPA 625.1	
<i>Surrogate: Nitrobenzene-d5</i>	84.8%		51-110	12/29/23 0:56	MAH	EPA 625.1	
<i>Surrogate: Phenol-2,3,4,5,6-d5</i>	82.5%		40-120	12/29/23 0:56	MAH	EPA 625.1	
<i>Surrogate: Terphenyl-d14</i>	108%		50-130	12/29/23 0:56	MAH	EPA 625.1	

Anatek Labs, Inc.

1282 Alturas Drive - Moscow, ID 83843 - (208) 883-2839 - email moscow@anateklabs.com
504 E Sprague Ste. D - Spokane, WA 99202 - (509) 838-3999 - email spokane@anateklabs.com

Authorized Signature,



Justin Doty For Todd Taruscio, Laboratory Manager

PQL	Practical Quantitation Limit
ND	Not Detected
MCL	EPA's Maximum Contaminant Level
Dry	Sample results reported on a dry weight basis
*	Not a state-certified analyte

This report shall not be reproduced except in full, without the written approval of the laboratory
The results reported related only to the samples indicated.

Anatek Labs, Inc.

1282 Alturas Drive - Moscow, ID 83843 - (208) 883-2839 - email moscow@anateklabs.com
 504 E Sprague Ste. D - Spokane, WA 99202 - (509) 838-3999 - email spokane@anateklabs.com

Quality Control Data

Semivolatiles

Analyte	Result	Qual	Reporting Limit	Units	Spike Level	Source Result	%REC	%REC Limits	RPD	RPD Limit
---------	--------	------	-----------------	-------	-------------	---------------	------	-------------	-----	-----------

Batch: BDL0839 - Pesticides

Blank (BDL0839-BLK1)

Prepared: 12/20/2023 Analyzed: 12/27/2023

Dieldrin	ND		0.0100	ug/L						
Surrogate: DCB			1.36	ug/L	1.25		109	40-130		

LCS (BDL0839-BS1)

Prepared: 12/20/2023 Analyzed: 12/27/2023

Dieldrin	0.488		0.0100	ug/L	0.500		97.6	73-136		
Surrogate: DCB			1.15	ug/L	1.25		91.7	40-130		

Matrix Spike (BDL0839-MS1)

Source: MDL0646-02

Prepared: 12/20/2023 Analyzed: 12/27/2023

Dieldrin	0.494		0.0100	ug/L	0.500	ND	98.7	66-129		
Surrogate: DCB			1.00	ug/L	1.25		80.1	40-130		

Matrix Spike Dup (BDL0839-MSD1)

Source: MDL0646-02

Prepared: 12/20/2023 Analyzed: 12/27/2023

Dieldrin	0.507		0.0100	ug/L	0.500	ND	101	66-129	2.67	30
Surrogate: DCB			1.09	ug/L	1.25		86.9	40-130		

Batch: BDL0939 - SVOC Water

Blank (BDL0939-BLK1)

Prepared: 12/20/2023 Analyzed: 12/28/2023

Benzidine	ND		1.00	ug/L						
Di (2-ethylhexyl) phthalate	ND		0.500	ug/L						
Indeno(1,2,3-cd)pyrene	ND		0.500	ug/L						
Dibenzofuran	ND		0.500	ug/L						
Dibenz(a,h)anthracene	ND		0.500	ug/L						
Chrysene	ND		0.500	ug/L						
Pentachlorophenol	ND		0.500	ug/L						
Benzo[k]fluoranthene	ND		0.500	ug/L						
Benzo[b]fluoranthene	ND		0.500	ug/L						
Benzo[a]anthracene	ND		0.500	ug/L						
Benzo[a]pyrene	ND		0.500	ug/L						
Surrogate: Phenol-2,3,4,5,6-d5			43.7	ug/L	50.0		87.5	40-120		
Surrogate: Nitrobenzene-d5			21.0	ug/L	25.0		84.0	51-110		
Surrogate: Terphenyl-d14			27.5	ug/L	25.0		110	50-130		
Surrogate: 2-Fluorophenol			39.5	ug/L	50.0		78.9	30-115		
Surrogate: 2-Fluorobiphenyl			21.7	ug/L	25.0		86.6	49-115		
Surrogate: 2,4,6-Tribromophenol			44.8	ug/L	50.0		89.6	47-122		

Anatek Labs, Inc.

1282 Alturas Drive - Moscow, ID 83843 - (208) 883-2839 - email moscow@anateklabs.com
 504 E Sprague Ste. D - Spokane, WA 99202 - (509) 838-3999 - email spokane@anateklabs.com

Quality Control Data (Continued)

Semivolatiles (Continued)

Analyte	Result	Qual	Reporting Limit	Units	Spike Level	Source Result	%REC	%REC Limits	RPD	RPD Limit
Batch: BDL0939 - SVOC Water (Continued)										
LCS (BDL0939-BS1)					Prepared: 12/20/2023 Analyzed: 12/28/2023					
Indeno(1,2,3-cd)pyrene	4.19		0.500	ug/L	5.00		83.8	67-120		
Benzo[k]fluoranthene	5.01		0.500	ug/L	5.00		100	70-122		
Dibenzofuran	4.03		0.500	ug/L	5.00		80.6	70-120		
Dibenz(a,h)anthracene	4.30		0.500	ug/L	5.00		86.0	64-120		
Benzo[a]anthracene	4.61		0.500	ug/L	5.00		92.2	70-120		
Di (2-ethylhexyl) phthalate	4.85		0.500	ug/L	5.00		97.0	61-141		
Benzo[b]fluoranthene	4.63		0.500	ug/L	5.00		92.6	70-120		
Chrysene	4.80		0.500	ug/L	5.00		96.0	70-120		
Benzo[a]pyrene	4.19		0.500	ug/L	5.00		83.8	64-120		
Pentachlorophenol	4.41		0.500	ug/L	5.00		88.2	61-120		

Surrogate: Phenol-2,3,4,5,6-d5			39.4	ug/L	50.0		78.8	40-120		
Surrogate: Nitrobenzene-d5			21.2	ug/L	25.0		84.6	51-110		
Surrogate: Terphenyl-d14			25.7	ug/L	25.0		103	50-130		
Surrogate: 2-Fluorophenol			34.9	ug/L	50.0		69.7	30-115		
Surrogate: 2-Fluorobiphenyl			21.9	ug/L	25.0		87.7	49-115		
Surrogate: 2,4,6-Tribromophenol			43.8	ug/L	50.0		87.7	47-122		

LCS Dup (BDL0939-BSD1)

Analyte	Result	Qual	Reporting Limit	Units	Spike Level	Source Result	%REC	%REC Limits	RPD	RPD Limit
Prepared: 12/20/2023 Analyzed: 12/28/2023										
Dibenz(a,h)anthracene	4.32		0.500	ug/L	5.00		86.4	64-120	0.464	25
Dibenzofuran	4.36		0.500	ug/L	5.00		87.2	70-120	7.87	25
Indeno(1,2,3-cd)pyrene	4.22		0.500	ug/L	5.00		84.4	67-120	0.713	25
Pentachlorophenol	4.68		0.500	ug/L	5.00		93.6	61-120	5.94	25
Chrysene	4.76		0.500	ug/L	5.00		95.2	70-120	0.837	25
Benzo[a]anthracene	4.56		0.500	ug/L	5.00		91.2	70-120	1.09	25
Di (2-ethylhexyl) phthalate	4.62		0.500	ug/L	5.00		92.4	61-141	4.86	25
Benzo[a]pyrene	4.40		0.500	ug/L	5.00		88.0	64-120	4.89	25
Benzo[b]fluoranthene	4.62		0.500	ug/L	5.00		92.4	70-120	0.216	25
Benzo[k]fluoranthene	5.00		0.500	ug/L	5.00		100	70-122	0.200	25

Surrogate: Phenol-2,3,4,5,6-d5			46.2	ug/L	50.0		92.4	40-120		
Surrogate: Nitrobenzene-d5			23.2	ug/L	25.0		92.8	51-110		
Surrogate: Terphenyl-d14			26.0	ug/L	25.0		104	50-130		
Surrogate: 2-Fluorophenol			46.5	ug/L	50.0		93.0	30-115		
Surrogate: 2-Fluorobiphenyl			23.9	ug/L	25.0		95.7	49-115		
Surrogate: 2,4,6-Tribromophenol			48.7	ug/L	50.0		97.4	47-122		

Quality Control Data (Continued)

Volatiles

Analyte	Result	Qual	Reporting Limit	Units	Spike Level	Source Result	%REC	%REC Limits	RPD	RPD Limit
Batch: BDL0895 - VOC										
Blank (BDL0895-BLK1)					Prepared & Analyzed: 12/21/2023					
Tetrahydrofuran	ND		0.500	ug/L						

Surrogate: 4-Bromofluorobenzene			19.1	ug/L	20.0		95.4	70-130		
Surrogate: Toluene-d8			19.5	ug/L	20.0		97.7	70-130		
Surrogate: 1,2-Dichlorobenzene-d4			20.0	ug/L	20.0		100	70-130		

LCS (BDL0895-BS1)					Prepared & Analyzed: 12/22/2023					
Tetrahydrofuran	20.0		0.500	ug/L	20.0		100	80-120		

Anatek Labs, Inc.

1282 Alturas Drive - Moscow, ID 83843 - (208) 883-2839 - email moscow@anateklabs.com
504 E Sprague Ste. D - Spokane, WA 99202 - (509) 838-3999 - email spokane@anateklabs.com

Quality Control Data (Continued)

Volatiles (Continued)

Analyte	Result	Qual	Reporting Limit	Units	Spike Level	Source Result	%REC	%REC Limits	RPD	RPD Limit
---------	--------	------	--------------------	-------	----------------	------------------	------	----------------	-----	--------------

Batch: BDL0895 - VOC (Continued)

LCS (BDL0895-BS1)

Prepared & Analyzed: 12/22/2023

Surrogate: Toluene-d8			20.0	ug/L	20.0		99.8	70-130		
Surrogate: 4-Bromofluorobenzene			16.0	ug/L	20.0		80.2	70-130		
Surrogate: 1,2-Dichlorobenzene-d4			20.0	ug/L	20.0		100	70-130		



SUB CONTRACTOR: Anatek ID	COMPANY: Anatek Labs, Inc.	PHONE: (208) 883-2839	FAX: (208) 882-9246
ADDRESS: 1282 Alturas Dr	ACCOUNT #:	EMAIL:	
CITY, STATE, ZIP: Moscow, ID 83843			

ITEM	SAMPLE	CLIENT SAMPLE ID	BOTTLE TYPE	MATRIX	COLLECTION DATE	# CONTAINERS	ANALYTICAL COMMENTS
1	2312898-001I	R6 North-20231213	VOAHCL	Aqueous	12/13/2023 12:00:00 PM	3	Tetrahydrofuran by 8260 only
2	2312898-001N	R6 North-20231213	1LAMGU	Aqueous	12/13/2023 12:00:00 PM	2	608, 625 See Attached-
3	2312898-002I	R6South-20231214	VOAHCL	Aqueous	12/14/2023 2:45:00 PM	3	Tetrahydrofuran by 8260 only
4	2312898-002N	R6South-20231214	1LAMGU	Aqueous	12/14/2023 2:45:00 PM	2	608, 625 See Attached-

SPECIAL INSTRUCTIONS / COMMENTS:

Include the LAB ID and CLIENT SAMPLE ID on final reports. Email results to Hall.Lab@et.eurofinsus.com. For Questions email Hall.samplecontrol@et.eurofinsus.com. Please return all coolers and blue ice. Thank you.

Relinquished By: <i>CM</i>	Date: 12/15/2023	Time: 2:48 PM	Received By: <i>SM</i>	Date: 12/19/23	Time: 14:44	REPORT TRANSMITTAL DESIRED: <input type="checkbox"/> HARDCOPY (extra cost) <input type="checkbox"/> FAX <input type="checkbox"/> EMAIL <input type="checkbox"/> ONLINE FOR LAB USE ONLY Temp of samples _____ °C Attempt to Cool? _____ Comments: _____
Relinquished By:	Date:	Time:	Received By:	Date:	Time:	
Relinquished By:	Date:	Time:	Received By:	Date:	Time:	
TAT: Standard <input checked="" type="checkbox"/> RUSH Next BD <input type="checkbox"/> 2nd BD <input type="checkbox"/> 3rd BD <input type="checkbox"/>						

Collaborative Monitoring Cooperative - Analyses List
Attach to Chain of Custody

Analyte (Bold indicates WQS)	CAS #	Fraction	Method #	MDL (µg/L)
Hardness (Ca + Mg)	NA	Total	200.7	2.4
Lead	7439-92-1	Dissolved	200.8	0.09
Copper	7440-50-8	Dissolved	200.8	1.06
Ammonia + organic nitrogen	7664-41-7	Total	350.1	31.32
Total Kjeldal Nitrogen	17778-88-0	Total	351.2	58.78
Nitrate + Nitrite	14797-55-8	Total	353.2	10.17
Polychlorinated biphenyls (PCBs)	1336-36-3	Total	1668	0.014
Tetrahydrofuran (THF)	109-99-9	Total	8260C	7.9
bis(2-Ethylhexyl)phthalate	117-81-7	Total	8270D	0.2
Dibenzofuran	132-64-9	Total	8270D	0.2
Indeno(1,2,3-cd)pyrene	193-39-5	Total	8270D	0.2
Benzo(b)fluoranthene	205-99-2	Total	8270D	0.1
Benzo(k)fluoranthene	207-08-9	Total	8270D	0.1
Chrysene	218-01-9	Total	8270D	0.2
Benzo(a)pyrene	50-32-8	Total	8270D	0.3
Dibenzo(a,h)anthracene	53-70-3	Total	8270D	0.3
Benzo(a)anthracene	56-55-3	Total	8270D	0.2
Dieldrin	60-57-1	Total	8270D	0.1
Pentachlorophenol	87-86-5	Total	8270D	0.2
Benzidine	92-87-5	Total	8270D	0.1
Chemical Oxygen Demand	E1641638²	Total	HACH	5100
Gross alpha (adjusted)	NA	Total	Method 900	0.1 pCi/L
Total Dissolved Solids	E1642222²	Total	SM 2540C	60.4
Total Suspended Solids	NA	Total	SM 2540D	3450
Biological Oxygen Demand	N/A	Total	Standard Methods	930
Oil and Grease		Total	1664A	5000
ECOL			SM 9223B	
PH			SM 4500	
Phosphorus		Dissolved	365.1	100
Phosphorus		Total	365.1	100
Chromium IV		Total	3500Cr C-2011	100



Sample Receipt and Preservation Form

Client Name: Hall

TAT: Normal RUSH: _____ days

Samples Received From: FedEx UPS USPS Client Courier Other: _____

Custody Seal on Cooler/Box: Yes No Custody Seals Intact: Yes No N/A

Number of Coolers/Boxes: _____ Type of Ice: Wet Ice Ice Packs Dry Ice None

Packing Material: Bubble Wrap Bags Foam/Peanuts Paper None Other: _____

Cooler Temp As Read (°C): 3.8 Cooler Temp Corrected (°C): _____ Thermometer Used: 125

Comments:

Samples Received Intact? Yes No N/A
 Chain of Custody Present/Complete? Yes No N/A
 Labels and Chains Agree? Yes No N/A
 Samples Received Within Hold Time? Yes No N/A
 Correct Containers Received? Yes No N/A
 Anatek Bottles Used? Yes No Unknown
 Total Number of Sample Bottles Received: 10

Packing Material: Bubble Wrap
 Samples Properly Preserved? Yes No N/A
If No, record preservation and pH-after details
 VOC Vials Free of Headspace (<6mm)? Yes No N/A
 VOC Trip Blanks Present? Yes No N/A

Initial pH:	pH Paper ID:
<2 or	

Record preservatives (and lot numbers, if known) for containers below:

GIL-608/625 x 4
444 HCl 8260 by Tetrahydrofuran x 6

Notes, comments, etc. (also use this space if contacting the client - record names and date/time)

Received/Inspected By: SM Date/Time: 12/19/23 14:44

Hall Environmental Analysis Laboratory

Sample Delivery Group: L1689671

Samples Received: 12/19/2023

Project Number:

Description:

Report To: Andy Freeman
4901 Hawkins NE
Albuquerque, NM 87109

Entire Report Reviewed By:

John Hawkins
Project Manager

Results relate only to the items tested or calibrated and are reported as rounded values. This test report shall not be reproduced, except in full, without written approval of the laboratory. Where applicable, sampling conducted by Pace Analytical National is performed per guidance provided in laboratory standard operating procedures ENV-SOP-MTJL-0067 and ENV-SOP-MTJL-0068. Where sampling conducted by the customer, results relate to the accuracy of the information provided, and as the samples are received.

Pace Analytical National12065 Lebanon Rd Mount Juliet, TN 37122 615-758-5858 800-767-5859 www.pacenational.com

Page 29 of 103

TABLE OF CONTENTS

Cp: Cover Page	1	¹ Cp
Tc: Table of Contents	2	
Ss: Sample Summary	3	² Tc
Cn: Case Narrative	4	
Sr: Sample Results	5	³ Ss
2312898-001K R6 NORTH-20231213 L1689671-01	5	
2312898-002K R6SOUTH-20231214 L1689671-02	6	⁴ Cn
Qc: Quality Control Summary	7	⁵ Sr
Wet Chemistry by Method 3500Cr C-2011	7	
Gl: Glossary of Terms	8	⁶ Qc
Al: Accreditations & Locations	9	⁷ Gl
Sc: Sample Chain of Custody	10	⁸ Al
		⁹ Sc

SAMPLE SUMMARY

2312898-001K R6 NORTH-20231213 L1689671-01 GW

Collected by
Collected date/time
Received date/time

12/13/23 12:00
12/19/23 09:00

Method	Batch	Dilution	Preparation date/time	Analysis date/time	Analyst	Location
Wet Chemistry by Method 3500Cr C-2011	WG2192881	1	12/27/23 02:50	12/27/23 02:50	SET	Mt. Juliet, TN

¹Cp

²Tc

³Ss

2312898-002K R6SOUTH-20231214 L1689671-02 GW

Collected by
Collected date/time
Received date/time

12/14/23 14:45
12/19/23 09:00

Method	Batch	Dilution	Preparation date/time	Analysis date/time	Analyst	Location
Wet Chemistry by Method 3500Cr C-2011	WG2192881	1	12/27/23 03:01	12/27/23 03:01	SET	Mt. Juliet, TN

⁴Cn

⁵Sr

⁶Qc

⁷Gl

⁸Al

⁹Sc

CASE NARRATIVE

All sample aliquots were received at the correct temperature, in the proper containers, with the appropriate preservatives, and within method specified holding times, unless qualified or notated within the report. Where applicable, all MDL (LOD) and RDL (LOQ) values reported for environmental samples have been corrected for the dilution factor used in the analysis. All Method and Batch Quality Control are within established criteria except where addressed in this case narrative, a non-conformance form or properly qualified within the sample results. By my digital signature below, I affirm to the best of my knowledge, all problems/anomalies observed by the laboratory as having the potential to affect the quality of the data have been identified by the laboratory, and no information or data have been knowingly withheld that would affect the quality of the data.



John Hawkins
Project Manager

¹ Cp

² Tc

³ Ss

⁴ Cn

⁵ Sr

⁶ Qc

⁷ Gl

⁸ Al

⁹ Sc

Wet Chemistry by Method 3500Cr C-2011

Analyte	Result	Qualifier	RDL	Dilution	Analysis date / time	Batch
Hexavalent Chromium	ND		0.000500	1	12/27/2023 02:50	WG2192881

- ¹Cp
- ²Tc
- ³Ss
- ⁴Cn
- ⁵Sr
- ⁶Qc
- ⁷Gl
- ⁸Al
- ⁹Sc

Wet Chemistry by Method 3500Cr C-2011

Analyte	Result	Qualifier	RDL	Dilution	Analysis date / time	Batch
Hexavalent Chromium	ND		0.000500	1	12/27/2023 03:01	WG2192881

- ¹Cp
- ²Tc
- ³Ss
- ⁴Cn
- ⁵Sr
- ⁶Qc
- ⁷Gl
- ⁸Al
- ⁹Sc

Method Blank (MB)

(MB) R4016926-1 12/27/23 01:29

Analyte	MB Result	MB Qualifier	MB MDL	MB RDL
Hexavalent Chromium	U		0.000150	0.000500

1 Cp

2 Tc

3 Ss

4 Cn

5 Sr

6 Qc

7 Gl

8 Al

9 Sc

L1688418-02 Original Sample (OS) • Duplicate (DUP)

(OS) L1688418-02 12/27/23 02:06 • (DUP) R4016926-3 12/27/23 02:17

Analyte	Original Result	DUP Result	Dilution	DUP RPD	DUP Qualifier	DUP RPD Limits
Hexavalent Chromium	0.00166	0.00165	1	0.871		20

L1691175-01 Original Sample (OS) • Duplicate (DUP)

(OS) L1691175-01 12/27/23 04:51 • (DUP) R4016926-5 12/27/23 05:02

Analyte	Original Result	DUP Result	Dilution	DUP RPD	DUP Qualifier	DUP RPD Limits
Hexavalent Chromium	ND	ND	1	0.000		20

Laboratory Control Sample (LCS)

(LCS) R4016926-2 12/27/23 01:40

Analyte	Spike Amount	LCS Result	LCS Rec.	Rec. Limits	LCS Qualifier
Hexavalent Chromium	0.00200	0.00201	101	90.0-110	

L1689942-01 Original Sample (OS) • Matrix Spike (MS)

(OS) L1689942-01 12/27/23 03:12 • (MS) R4016926-4 12/27/23 03:23

Analyte	Spike Amount	Original Result	MS Result	MS Rec.	Dilution	Rec. Limits	MS Qualifier
Hexavalent Chromium	0.0500	ND	0.0454	90.8	1	90.0-110	

L1691177-01 Original Sample (OS) • Matrix Spike (MS) • Matrix Spike Duplicate (MSD)

(OS) L1691177-01 12/27/23 05:35 • (MS) R4016926-6 12/27/23 06:07 • (MSD) R4016926-7 12/27/23 06:18

Analyte	Spike Amount	Original Result	MS Result	MSD Result	MS Rec.	MSD Rec.	Dilution	Rec. Limits	MS Qualifier	MSD Qualifier	RPD	RPD Limits
Hexavalent Chromium	0.0500	ND	0.0465	0.0463	92.9	92.6	1	90.0-110			0.328	20

GLOSSARY OF TERMS

Guide to Reading and Understanding Your Laboratory Report

The information below is designed to better explain the various terms used in your report of analytical results from the Laboratory. This is not intended as a comprehensive explanation, and if you have additional questions please contact your project representative.

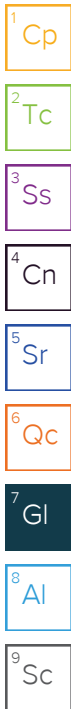
Results Disclaimer - Information that may be provided by the customer, and contained within this report, include Permit Limits, Project Name, Sample ID, Sample Matrix, Sample Preservation, Field Blanks, Field Spikes, Field Duplicates, On-Site Data, Sampling Collection Dates/Times, and Sampling Location. Results relate to the accuracy of this information provided, and as the samples are received.

Abbreviations and Definitions

MDL	Method Detection Limit.
ND	Not detected at the Reporting Limit (or MDL where applicable).
RDL	Reported Detection Limit.
Rec.	Recovery.
RPD	Relative Percent Difference.
SDG	Sample Delivery Group.
U	Not detected at the Reporting Limit (or MDL where applicable).
Analyte	The name of the particular compound or analysis performed. Some Analyses and Methods will have multiple analytes reported.
Dilution	If the sample matrix contains an interfering material, the sample preparation volume or weight values differ from the standard, or if concentrations of analytes in the sample are higher than the highest limit of concentration that the laboratory can accurately report, the sample may be diluted for analysis. If a value different than 1 is used in this field, the result reported has already been corrected for this factor.
Limits	These are the target % recovery ranges or % difference value that the laboratory has historically determined as normal for the method and analyte being reported. Successful QC Sample analysis will target all analytes recovered or duplicated within these ranges.
Original Sample	The non-spiked sample in the prep batch used to determine the Relative Percent Difference (RPD) from a quality control sample. The Original Sample may not be included within the reported SDG.
Qualifier	This column provides a letter and/or number designation that corresponds to additional information concerning the result reported. If a Qualifier is present, a definition per Qualifier is provided within the Glossary and Definitions page and potentially a discussion of possible implications of the Qualifier in the Case Narrative if applicable.
Result	The actual analytical final result (corrected for any sample specific characteristics) reported for your sample. If there was no measurable result returned for a specific analyte, the result in this column may state "ND" (Not Detected) or "BDL" (Below Detectable Levels). The information in the results column should always be accompanied by either an MDL (Method Detection Limit) or RDL (Reporting Detection Limit) that defines the lowest value that the laboratory could detect or report for this analyte.
Uncertainty (Radiochemistry)	Confidence level of 2 sigma.
Case Narrative (Cn)	A brief discussion about the included sample results, including a discussion of any non-conformances to protocol observed either at sample receipt by the laboratory from the field or during the analytical process. If present, there will be a section in the Case Narrative to discuss the meaning of any data qualifiers used in the report.
Quality Control Summary (Qc)	This section of the report includes the results of the laboratory quality control analyses required by procedure or analytical methods to assist in evaluating the validity of the results reported for your samples. These analyses are not being performed on your samples typically, but on laboratory generated material.
Sample Chain of Custody (Sc)	This is the document created in the field when your samples were initially collected. This is used to verify the time and date of collection, the person collecting the samples, and the analyses that the laboratory is requested to perform. This chain of custody also documents all persons (excluding commercial shippers) that have had control or possession of the samples from the time of collection until delivery to the laboratory for analysis.
Sample Results (Sr)	This section of your report will provide the results of all testing performed on your samples. These results are provided by sample ID and are separated by the analyses performed on each sample. The header line of each analysis section for each sample will provide the name and method number for the analysis reported.
Sample Summary (Ss)	This section of the Analytical Report defines the specific analyses performed for each sample ID, including the dates and times of preparation and/or analysis.

Qualifier Description

The remainder of this page intentionally left blank, there are no qualifiers applied to this SDG.



ACCREDITATIONS & LOCATIONS

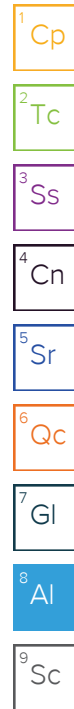
Pace Analytical National 12065 Lebanon Rd Mount Juliet, TN 37122

Alabama	40660	Nebraska	NE-OS-15-05
Alaska	17-026	Nevada	TN000032021-1
Arizona	AZ0612	New Hampshire	2975
Arkansas	88-0469	New Jersey-NELAP	TN002
California	2932	New Mexico ¹	TN00003
Colorado	TN00003	New York	11742
Connecticut	PH-0197	North Carolina	Env375
Florida	E87487	North Carolina ¹	DW21704
Georgia	NELAP	North Carolina ³	41
Georgia ¹	923	North Dakota	R-140
Idaho	TN00003	Ohio-VAP	CL0069
Illinois	200008	Oklahoma	9915
Indiana	C-TN-01	Oregon	TN200002
Iowa	364	Pennsylvania	68-02979
Kansas	E-10277	Rhode Island	LA000356
Kentucky ^{1,6}	KY90010	South Carolina	84004002
Kentucky ²	16	South Dakota	n/a
Louisiana	AI30792	Tennessee ^{1,4}	2006
Louisiana	LA018	Texas	T104704245-20-18
Maine	TN00003	Texas ⁵	LAB0152
Maryland	324	Utah	TN000032021-11
Massachusetts	M-TN003	Vermont	VT2006
Michigan	9958	Virginia	110033
Minnesota	047-999-395	Washington	C847
Mississippi	TN00003	West Virginia	233
Missouri	340	Wisconsin	998093910
Montana	CERT0086	Wyoming	A2LA
A2LA – ISO 17025	1461.01	AIHA-LAP,LLC EMLAP	100789
A2LA – ISO 17025 ⁵	1461.02	DOD	1461.01
Canada	1461.01	USDA	P330-15-00234
EPA-Crypto	TN00003		

¹ Drinking Water ² Underground Storage Tanks ³ Aquatic Toxicity ⁴ Chemical/Microbiological ⁵ Mold ⁶ Wastewater n/a Accreditation not applicable

* Not all certifications held by the laboratory are applicable to the results reported in the attached report.

* Accreditation is only applicable to the test methods specified on each scope of accreditation held by Pace Analytical.



SUB CONTRACTOR: Pace TN	COMPANY: PACE TN	PHONE: (800) 767-5859	FAX: (615) 758-5859
ADDRESS: 12065 Lebanon Rd		ACCOUNT #:	EMAIL: A120
CITY, STATE, ZIP: Mt. Juliet, TN 37122			

ITEM	SAMPLE	CLIENT SAMPLE ID	BOTTLE TYPE	MATRIX	COLLECTION DATE	# CONTAINERS	ANALYTICAL COMMENTS
1	2312898-001K	R6 North-20231213	120mL	Aqueous	12/13/2023 12:00:00 PM	1 Cr6	21689671
2	2312898-002K	R6South-20231214	120mL	Aqueous	12/14/2023 2:45:00 PM	1 Cr6	01 02

Sample Receipt Checklist

COC Seal Present/Intact: Y N If Applicable

COC Signed/Accurate: Y N VOC Zero headspace: Y N

Bottles arrive intact: Y N Pres. Correct/Check: Y N

Correct bottles used: Y N

Sufficient volume sent: Y N

RA screen <0.5 mR/hr: Y N

SPECIAL INSTRUCTIONS / COMMENTS:

Include the LAB ID and CLIENT SAMPLE ID on final reports. Email results to Hall.Lab@et.eurofinsus.com. For Questions email Hall.samplecontrol@et.eurofinsus.com. Please return all coolers and blue ice. Thank you.

Relinquished By: <i>CEW</i>	Date: 12/15/2023	Time: 8:45 AM	Received By:	Date:	Time:	REPORT TRANSMITTAL DESIRED: <input type="checkbox"/> HARDCOPY (extra cost) <input type="checkbox"/> FAX <input type="checkbox"/> EMAIL <input type="checkbox"/> ONLINE FOR LAB USE ONLY Temp of samples: <i>M398</i> <i>2.740-2.4</i> Attempt to Cool? _____ <i>6643</i> <i>4204</i> <i>9561</i> Comments: _____
Relinquished By:	Date:	Time:	Received By:	Date:	Time:	
Relinquished By:	Date:	Time:	Received By: <i>Porta</i>	Date: <i>12-19-23</i>	Time: <i>9:00</i>	
TAT: Standard <input checked="" type="checkbox"/> RUSH Next BD <input type="checkbox"/> 2nd BD <input type="checkbox"/> 3rd BD <input type="checkbox"/>						

ANALYTICAL REPORT

PREPARED FOR

Attn: Data Submittal
EET South Central Hall Environmental Analysis Laboratory
4901 Hawkins NE
Suite D
Albuquerque, New Mexico 87109

Generated 1/18/2024 3:40:00 PM

JOB DESCRIPTION

2312898
2312898

JOB NUMBER

160-52632-1

Eurofins St. Louis

Job Notes

This report may not be reproduced except in full, and with written approval from the laboratory. The results relate only to the samples tested. For questions please contact the Project Manager at the e-mail address or telephone number listed on this page.

The test results in this report relate only to the samples as received by the laboratory and will meet all requirements of the methodology, with any exceptions noted. This report shall not be reproduced except in full, without the express written approval of the laboratory. All questions should be directed to the Eurofins TestAmerica Project Manager.

Authorization



Generated
1/18/2024 3:40:00 PM

Authorized for release by
Erika Jordan, Project Manager
erika.jordan@et.eurofinsus.com
(314)298-8566



Table of Contents

Cover Page	1
Table of Contents	3
Case Narrative	4
Chain of Custody	6
Receipt Checklists	7
Definitions/Glossary	8
Method Summary	9
Sample Summary	10
Client Sample Results	11
QC Sample Results	12
QC Association Summary	13

Case Narrative

Client: EET South Central Hall Environmental Analysis Laboratory
Project: 2312898

Job ID: 160-52632-1

Job ID: 160-52632-1

Eurofins St. Louis

CASE NARRATIVE

Client: Hall Environmental Analysis Laboratory

Project: 2312898

Report Number: 160-52632-1

With the exceptions noted as flags or footnotes, standard analytical protocols were followed in the analysis of the samples and no problems were encountered or anomalies observed. In addition, all laboratory quality control samples were within established control limits, with any exceptions noted below. Each sample was analyzed to achieve the lowest possible reporting limit within the constraints of the method.

Eurofins Environment Testing attests to the validity of the laboratory data generated by Eurofins facilities reported herein. All analyses performed by Eurofins Environment Testing facilities were done using established laboratory SOPs that incorporate QA/QC procedures described in the application methods. Eurofins Environment Testing's operations groups have reviewed the data for compliance with the laboratory QA/QC plan, and data have been found to be compliant with laboratory protocols unless otherwise noted below.

The test results in this report meet all NELAP requirements for parameters for which accreditation is required or available. Any exceptions to NELAP requirements are noted in this report.

Calculations are performed before rounding to avoid round-off errors in calculated results.

Proper preservation was noted for the methods performed on these samples, unless otherwise detailed below.

Any minimum detectable concentration (MDC), critical value (DLC), or Safe Drinking Water Act detection limit (SDWA DL) is sample-specific unless otherwise stated elsewhere in this narrative.

Radiochemistry sample results are reported with the count date/time applied as the Activity Reference Date.

The matrix for the Method Blank and LCS/LCSD is as close to the samples as can be reasonably achieved. Detailed information can be found in the most current revision of the associated SOP.

The method blank (MB) z-score is within limits, unless stated otherwise below.

Matrix QC may not be reported if insufficient sample or site-specific QC samples were not submitted. In these situations, to demonstrate precision and accuracy at a batch level, a LCS/LCSD may be performed, unless otherwise specified in the method.

Reference the chain of custody and receipt report for any variations on receipt conditions.

This laboratory report is confidential and is intended for the sole use of Eurofins TestAmerica and its client.

Receipt

The samples were received on 12/19/2023 9:30 AM. Unless otherwise noted below, the samples arrived in good condition, and, where required, properly preserved. The temperature of the cooler at receipt time was 5.6°C

Method 200.8 - Metals (ICP/MS)

Samples 2312898-001M/ R6 North-20231213 (52632-1) and 2312898-002M/ R6 South-20231214 (52632-2) were analyzed for Metals (ICP/MS). The samples were prepared on 12/20/2023 and analyzed on 12/21/2023.

No analytical or quality issues were noted, other than those described above or in the Definitions/Glossary page.

Method 900.0 - Gross Alpha and Gross Beta Radioactivity

Samples 2312898-001M/ R6 North-20231213 (52632-1) and 2312898-002M/ R6 South-20231214 (52632-2) were analyzed for Gross Alpha and Gross Beta Radioactivity. The samples were prepared on 12/21/2023 and analyzed on 1/12/2024.

No analytical or quality issues were noted, other than those described above or in the Definitions/Glossary page.

Method Gross Alpha Adj - Gross Alpha Adjusted

Eurofins St. Louis

Case Narrative

Client: EET South Central Hall Environmental Analysis Laboratory
Project: 2312898

Job ID: 160-52632-1

Job ID: 160-52632-1 (Continued)

Eurofins St. Louis

Samples 2312898-001M/ R6 North-20231213 (52632-1) and 2312898-002M/ R6 South-20231214 (52632-2) were analyzed for Gross Alpha Adjusted. The samples were prepared on 12/20/2023 and analyzed on 12/21/2023 and 1/12/2024.

No analytical or quality issues were noted, other than those described above or in the Definitions/Glossary page.

- 1
- 2
- 3
- 4
- 5
- 6
- 7
- 8
- 9
- 10
- 11

SUB CONTRACTOR Eurofins St. Louis		COMPANY Eurofins TestAmerica		PHONE (314) 298-8566	FAX (314) 298-8757		
ADDRESS 13715 Rider Trail North				ACCOUNT #	EMAIL		
CITY, STATE, ZIP Earth City, MO 63045							
ITEM	SAMPLE	CLIENT SAMPLE ID	BOTTLE TYPE	MATRIX	COLLECTION DATE	# CONTAINERS	ANALYTICAL COMMENTS
1	2312898-001M	R6 North-20231213	1LHDPEHNO	Aqueous	12/13/2023 12:00:00 PM	2	Adjusted Gross Alpha -Pease Apply ICO Pricing-
2	2312898-002M	R6South-20231214	1LHDPEHNO	Aqueous	12/14/2023 2:45:00 PM	2	Adjusted Gross Alpha -Pease Apply ICO Pricing-



SPECIAL INSTRUCTIONS / COMMENTS:

Include the LAB ID and CLIENT SAMPLE ID on final reports. Email results to Hall.Lab@et.eurofinsus.com. For Questions email Hall.samplecontrol@et.eurofinsus.com. Please return all coolers and blue ice. Thank you.

Relinquished By <i>CU</i>	Date 12/15/2023	Time 2:49 PM	Received By <i>[Signature]</i>	Date 12/19/23	Time 0950	REPORT TRANSMITTAL DESIRED: <input type="checkbox"/> HARD COPY (extra cost) <input type="checkbox"/> FAX <input type="checkbox"/> EMAIL <input type="checkbox"/> ONLINE FOR LAB USE ONLY Temp of samples _____ °C Attempt to Cool? _____ Comments _____
Relinquished By	Date	Time	Received By	Date	Time	
Relinquished By	Date	Time	Received By	Date	Time	
TAT: Standard <input type="checkbox"/> RUSH Next BD <input type="checkbox"/> 2nd BD <input type="checkbox"/> 3rd BD <input type="checkbox"/>						

Login Sample Receipt Checklist

Client: EET South Central Hall Environmental Analysis Laboratory

Job Number: 160-52632-1

SDG Number: 2312898

Login Number: 52632

List Number: 1

Creator: Thornley, Richard W

List Source: Eurofins St. Louis

Question	Answer	Comment
Radioactivity wasn't checked or is \leq background as measured by a survey meter.	True	
The cooler's custody seal, if present, is intact.	True	
Sample custody seals, if present, are intact.	True	
The cooler or samples do not appear to have been compromised or tampered with.	True	
Samples were received on ice.	N/A	
Cooler Temperature is acceptable.	True	
Cooler Temperature is recorded.	True	
COC is present.	True	
COC is filled out in ink and legible.	True	
COC is filled out with all pertinent information.	True	
Is the Field Sampler's name present on COC?	N/A	
There are no discrepancies between the containers received and the COC.	True	
Samples are received within Holding Time (excluding tests with immediate HTs)	True	
Sample containers have legible labels.	True	
Containers are not broken or leaking.	True	
Sample collection date/times are provided.	True	
Appropriate sample containers are used.	True	
Sample bottles are completely filled.	True	
Sample Preservation Verified.	True	
There is sufficient vol. for all requested analyses, incl. any requested MS/MSDs	True	
Containers requiring zero headspace have no headspace or bubble is <math><6\text{mm}</math> (1/4").	N/A	
Multiphasic samples are not present.	True	
Samples do not require splitting or compositing.	True	
Residual Chlorine Checked.	N/A	

Definitions/Glossary

Client: EET South Central Hall Environmental Analysis Laboratory
Project/Site: 2312898

Job ID: 160-52632-1
SDG: 2312898

Qualifiers

Rad

Qualifier	Qualifier Description
U	Result is less than the sample detection limit.

Glossary

Abbreviation	These commonly used abbreviations may or may not be present in this report.
α	Listed under the "D" column to designate that the result is reported on a dry weight basis
%R	Percent Recovery
CFL	Contains Free Liquid
CFU	Colony Forming Unit
CNF	Contains No Free Liquid
DER	Duplicate Error Ratio (normalized absolute difference)
Dil Fac	Dilution Factor
DL	Detection Limit (DoD/DOE)
DL, RA, RE, IN	Indicates a Dilution, Re-analysis, Re-extraction, or additional Initial metals/anion analysis of the sample
DLC	Decision Level Concentration (Radiochemistry)
EDL	Estimated Detection Limit (Dioxin)
LOD	Limit of Detection (DoD/DOE)
LOQ	Limit of Quantitation (DoD/DOE)
MCL	EPA recommended "Maximum Contaminant Level"
MDA	Minimum Detectable Activity (Radiochemistry)
MDC	Minimum Detectable Concentration (Radiochemistry)
MDL	Method Detection Limit
ML	Minimum Level (Dioxin)
MPN	Most Probable Number
MQL	Method Quantitation Limit
NC	Not Calculated
ND	Not Detected at the reporting limit (or MDL or EDL if shown)
NEG	Negative / Absent
POS	Positive / Present
PQL	Practical Quantitation Limit
PRES	Presumptive
QC	Quality Control
RER	Relative Error Ratio (Radiochemistry)
RL	Reporting Limit or Requested Limit (Radiochemistry)
RPD	Relative Percent Difference, a measure of the relative difference between two points
TEF	Toxicity Equivalent Factor (Dioxin)
TEQ	Toxicity Equivalent Quotient (Dioxin)
TNTC	Too Numerous To Count

Method Summary

Client: EET South Central Hall Environmental Analysis Laboratory
Project/Site: 2312898

Job ID: 160-52632-1
SDG: 2312898

Method	Method Description	Protocol	Laboratory
200.8	Metals (ICP/MS)	EPA	EET SL
900.0	Gross Alpha and Gross Beta Radioactivity	EPA	EET SL
Gross Alpha Adj	Gross Alpha Adjusted	SM	EET SL
200.7/200.8	Preparation, Metals	EPA	EET SL
Evaporation	Preparation, Evaporation	None	EET SL

Protocol References:

- EPA = US Environmental Protection Agency
- None = None
- SM = "Standard Methods For The Examination Of Water And Wastewater"

Laboratory References:

- EET SL = Eurofins St. Louis, 13715 Rider Trail North, Earth City, MO 63045, TEL (314)298-8566



Sample Summary

Client: EET South Central Hall Environmental Analysis Laboratory
Project/Site: 2312898

Job ID: 160-52632-1
SDG: 2312898

Lab Sample ID	Client Sample ID	Matrix	Collected	Received
160-52632-1	2312898-001M/ R6 North-20231213	Water	12/13/23 12:00	12/19/23 09:30
160-52632-2	2312898-002M/ R6 South-20231214	Water	12/14/23 14:45	12/19/23 09:30

- 1
- 2
- 3
- 4
- 5
- 6
- 7
- 8
- 9
- 10
- 11

Client Sample Results

Client: EET South Central Hall Environmental Analysis Laboratory
 Project/Site: 2312898

Job ID: 160-52632-1
 SDG: 2312898

Client Sample ID: 2312898-001M/ R6 North-20231213

Lab Sample ID: 160-52632-1

Date Collected: 12/13/23 12:00

Matrix: Water

Date Received: 12/19/23 09:30

Method: EPA 200.8 - Metals (ICP/MS)

Analyte	Result	Qualifier	RL	MDL	Unit	D	Prepared	Analyzed	Dil Fac
Uranium	2.0		1.0	0.15	ug/L		12/20/23 13:07	12/21/23 18:29	2

Method: EPA 900.0 - Gross Alpha and Gross Beta Radioactivity

Analyte	Result	Qualifier	Count	Total	RL	MDC	Unit	Prepared	Analyzed	Dil Fac
			Uncert. (2σ+/-)	Uncert. (2σ+/-)						
Gross Alpha	3.56		1.67	1.72	3.00	2.17	pCi/L	12/21/23 09:43	01/12/24 07:28	1

Method: SM Gross Alpha Adj - Gross Alpha Adjusted

Analyte	Result	Qualifier	Count	Total	RL	MDC	Unit	Prepared	Analyzed	Dil Fac
			Uncert. (2σ+/-)	Uncert. (2σ+/-)						
Adjusted Gross Alpha	2.25		1.67	1.72	3.00	2.17	pCi/L		01/12/24 07:28	1

Client Sample ID: 2312898-002M/ R6 South-20231214

Lab Sample ID: 160-52632-2

Date Collected: 12/14/23 14:45

Matrix: Water

Date Received: 12/19/23 09:30

Method: EPA 200.8 - Metals (ICP/MS)

Analyte	Result	Qualifier	RL	MDL	Unit	D	Prepared	Analyzed	Dil Fac
Uranium	2.3		1.0	0.15	ug/L		12/20/23 13:07	12/21/23 18:43	2

Method: EPA 900.0 - Gross Alpha and Gross Beta Radioactivity

Analyte	Result	Qualifier	Count	Total	RL	MDC	Unit	Prepared	Analyzed	Dil Fac
			Uncert. (2σ+/-)	Uncert. (2σ+/-)						
Gross Alpha	2.48		1.38	1.40	3.00	1.88	pCi/L	12/21/23 09:43	01/12/24 07:29	1

Method: SM Gross Alpha Adj - Gross Alpha Adjusted

Analyte	Result	Qualifier	Count	Total	RL	MDC	Unit	Prepared	Analyzed	Dil Fac
			Uncert. (2σ+/-)	Uncert. (2σ+/-)						
Adjusted Gross Alpha	0.945	U	1.39	1.43	3.00	1.88	pCi/L		01/12/24 07:29	1

QC Sample Results

Client: EET South Central Hall Environmental Analysis Laboratory
 Project/Site: 2312898

Job ID: 160-52632-1
 SDG: 2312898

Method: 200.8 - Metals (ICP/MS)

Lab Sample ID: MB 160-641644/1-A
 Matrix: Water
 Analysis Batch: 641944

Client Sample ID: Method Blank
 Prep Type: Total/NA
 Prep Batch: 641644

Analyte	MB Result	MB Qualifier	RL	MDL	Unit	D	Prepared	Analyzed	Dil Fac
Uranium	ND		1.0	0.15	ug/L		12/20/23 13:07	12/21/23 18:01	2

Lab Sample ID: LCS 160-641644/2-A
 Matrix: Water
 Analysis Batch: 641944

Client Sample ID: Lab Control Sample
 Prep Type: Total/NA
 Prep Batch: 641644

Analyte	Spike Added	LCS Result	LCS Qualifier	Unit	D	%Rec	%Rec Limits
Uranium	1000	1080		ug/L		108	85 - 115

Lab Sample ID: 160-52632-1 MS
 Matrix: Water
 Analysis Batch: 641944

Client Sample ID: 2312898-001M/ R6 North-20231213
 Prep Type: Total/NA
 Prep Batch: 641644

Analyte	Sample Result	Sample Qualifier	Spike Added	MS Result	MS Qualifier	Unit	D	%Rec	%Rec Limits
Uranium	2.0		1000	1070		ug/L		107	70 - 130

Lab Sample ID: 160-52632-1 MSD
 Matrix: Water
 Analysis Batch: 641944

Client Sample ID: 2312898-001M/ R6 North-20231213
 Prep Type: Total/NA
 Prep Batch: 641644

Analyte	Sample Result	Sample Qualifier	Spike Added	MSD Result	MSD Qualifier	Unit	D	%Rec	%Rec Limits	RPD	Limit
Uranium	2.0		1000	1070		ug/L		107	70 - 130	0	20

Method: 900.0 - Gross Alpha and Gross Beta Radioactivity

Lab Sample ID: MB 160-641799/1-A
 Matrix: Water
 Analysis Batch: 643779

Client Sample ID: Method Blank
 Prep Type: Total/NA
 Prep Batch: 641799

Analyte	MB Result	MB Qualifier	Count Uncert. (2σ+/-)	Total Uncert. (2σ+/-)	RL	MDC	Unit	Prepared	Analyzed	Dil Fac
Gross Alpha	-0.09837	U	0.637	0.637	3.00	1.24	pCi/L	12/21/23 09:43	01/10/24 07:42	1

Lab Sample ID: LCS 160-641799/2-A
 Matrix: Water
 Analysis Batch: 643779

Client Sample ID: Lab Control Sample
 Prep Type: Total/NA
 Prep Batch: 641799

Analyte	Spike Added	LCS Result	LCS Qual	Total Uncert. (2σ+/-)	RL	MDC	Unit	%Rec	%Rec Limits
Gross Alpha	49.3	53.21		7.79	3.00	2.08	pCi/L	108	75 - 125

QC Association Summary

Client: EET South Central Hall Environmental Analysis Laboratory
 Project/Site: 2312898

Job ID: 160-52632-1
 SDG: 2312898

Metals

Prep Batch: 641644

Lab Sample ID	Client Sample ID	Prep Type	Matrix	Method	Prep Batch
160-52632-1	2312898-001M/ R6 North-20231213	Total/NA	Water	200.7/200.8	
160-52632-2	2312898-002M/ R6 South-20231214	Total/NA	Water	200.7/200.8	
MB 160-641644/1-A	Method Blank	Total/NA	Water	200.7/200.8	
LCS 160-641644/2-A	Lab Control Sample	Total/NA	Water	200.7/200.8	
160-52632-1 MS	2312898-001M/ R6 North-20231213	Total/NA	Water	200.7/200.8	
160-52632-1 MSD	2312898-001M/ R6 North-20231213	Total/NA	Water	200.7/200.8	

Analysis Batch: 641944

Lab Sample ID	Client Sample ID	Prep Type	Matrix	Method	Prep Batch
160-52632-1	2312898-001M/ R6 North-20231213	Total/NA	Water	200.8	641644
160-52632-2	2312898-002M/ R6 South-20231214	Total/NA	Water	200.8	641644
MB 160-641644/1-A	Method Blank	Total/NA	Water	200.8	641644
LCS 160-641644/2-A	Lab Control Sample	Total/NA	Water	200.8	641644
160-52632-1 MS	2312898-001M/ R6 North-20231213	Total/NA	Water	200.8	641644
160-52632-1 MSD	2312898-001M/ R6 North-20231213	Total/NA	Water	200.8	641644

Rad

Prep Batch: 641799

Lab Sample ID	Client Sample ID	Prep Type	Matrix	Method	Prep Batch
160-52632-1	2312898-001M/ R6 North-20231213	Total/NA	Water	Evaporation	
160-52632-2	2312898-002M/ R6 South-20231214	Total/NA	Water	Evaporation	
MB 160-641799/1-A	Method Blank	Total/NA	Water	Evaporation	
LCS 160-641799/2-A	Lab Control Sample	Total/NA	Water	Evaporation	



ANALYTICAL REPORT

PREPARED FOR

Attn: Reporting Albuquerque
Eurofins Environment Testing South Central LLC
4901 Hawkins NE
Albuquerque, New Mexico 87109

Generated 1/25/2024 10:58:43 AM

JOB DESCRIPTION

2312898

JOB NUMBER

320-108192-1

Eurofins Sacramento

Job Notes

This report may not be reproduced except in full, and with written approval from the laboratory. The results relate only to the samples tested. For questions please contact the Project Manager at the e-mail address or telephone number listed on this page.

The test results in this report relate only to the samples as received by the laboratory and will meet all requirements of the methodology, with any exceptions noted. This report shall not be reproduced except in full, without the express written approval of the laboratory. All questions should be directed to the Eurofins Environment Testing Northern California, LLC Project Manager.

Authorization



Generated
1/25/2024 10:58:43 AM

Authorized for release by
Justinn Gonzales, Project Manager I
Justinn.Gonzales@et.eurofinsus.com
(916)374-4344



Table of Contents

Cover Page	1
Table of Contents	3
Definitions/Glossary	4
Case Narrative	5
Detection Summary	6
Client Sample Results	7
Surrogate Summary	17
Isotope Dilution Summary	18
QC Sample Results	21
QC Association Summary	29
Lab Chronicle	30
Certification Summary	31
Method Summary	32
Sample Summary	33
Chain of Custody	34
Receipt Checklists	36

Definitions/Glossary

Client: Eurofins Environment Testing South Central LLC
Project/Site: 2312898

Job ID: 320-108192-1

Qualifiers

Dioxin

Qualifier	Qualifier Description
*5-	Isotope dilution analyte is outside acceptance limits, low biased.
G	The reported quantitation limit has been raised due to an exhibited elevated noise or matrix interference
J	Result is less than the RL but greater than or equal to the MDL and the concentration is an approximate value.
q	The reported result is the estimated maximum possible concentration of this analyte, quantitated using the theoretical ion ratio. The measured ion ratio does not meet qualitative identification criteria and indicates a possible interference.

Glossary

Abbreviation	These commonly used abbreviations may or may not be present in this report.
▫	Listed under the "D" column to designate that the result is reported on a dry weight basis
%R	Percent Recovery
CFL	Contains Free Liquid
CFU	Colony Forming Unit
CNF	Contains No Free Liquid
DER	Duplicate Error Ratio (normalized absolute difference)
Dil Fac	Dilution Factor
DL	Detection Limit (DoD/DOE)
DL, RA, RE, IN	Indicates a Dilution, Re-analysis, Re-extraction, or additional Initial metals/anion analysis of the sample
DLC	Decision Level Concentration (Radiochemistry)
EDL	Estimated Detection Limit (Dioxin)
LOD	Limit of Detection (DoD/DOE)
LOQ	Limit of Quantitation (DoD/DOE)
MCL	EPA recommended "Maximum Contaminant Level"
MDA	Minimum Detectable Activity (Radiochemistry)
MDC	Minimum Detectable Concentration (Radiochemistry)
MDL	Method Detection Limit
ML	Minimum Level (Dioxin)
MPN	Most Probable Number
MQL	Method Quantitation Limit
NC	Not Calculated
ND	Not Detected at the reporting limit (or MDL or EDL if shown)
NEG	Negative / Absent
POS	Positive / Present
PQL	Practical Quantitation Limit
PRES	Presumptive
QC	Quality Control
RER	Relative Error Ratio (Radiochemistry)
RL	Reporting Limit or Requested Limit (Radiochemistry)
RPD	Relative Percent Difference, a measure of the relative difference between two points
TEF	Toxicity Equivalent Factor (Dioxin)
TEQ	Toxicity Equivalent Quotient (Dioxin)
TNTC	Too Numerous To Count

Case Narrative

Client: Eurofins Environment Testing South Central LLC
Project: 2312898

Job ID: 320-108192-1

Job ID: 320-108192-1

Eurofins Sacramento

Job Narrative 320-108192-1

Receipt

The samples were received on 12/19/2023 9:30 AM. Unless otherwise noted below, the samples arrived in good condition, and where required, properly preserved and on ice. The temperature of the cooler at receipt was 0.8° C.

Dioxin

Methods 1668A: Ion abundance ratios are outside criteria for the Isotope Dilution Analyte (IDA) associated with the following samples: 2312898-001 - R6 North-20231213 (320-108192-1) and 2312898-002 - R6South-20231214 (320-108192-2). The theoretical area for the IDA was used to quantitate recovery and target concentration.

Methods 1668A: The ion abundance ratio is outside criteria for the Internal Standard PCB-9L associated with the following sample: 2312898-002 - R6South-20231214 (320-108192-2). The theoretical area for the Internal Standard was used to quantitate the related Isotope Dilution Analytes (IDA) recoveries.

Method 1668A: The Isotope Dilution Analyte (IDA) recovery associated with the following samples is below the method recommended limit: 2312898-001 - R6 North-20231213 (320-108192-1) and 2312898-002 - R6South-20231214 (320-108192-2). Generally, data quality is not considered affected if the IDA signal-to-noise ratio is greater than 10:1, which is achieved for all IDA in the samples.

Method 1668A: Ion abundance ratios are outside criteria for the surrogate (SU) associated with the following samples: 2312898-002 - R6South-20231214 (320-108192-2). The theoretical area for the SU was used to quantitate recovery.

Method 1668A: The following sample exhibited elevated noise or matrix interferences for one or more analytes causing elevation of the detection limit (EDL): 2312898-002 - R6South-20231214 (320-108192-2). The reporting limit (RL) for the affected analytes has been raised to be equal to the EDL, and a "G" qualifier applied.

Method 1668A: The Isotope Dilution Analyte (IDA) recovery associated with the following sample is below the method recommended limit: 2312898-001 - R6 North-20231213 (320-108192-1). Generally, data quality is not considered affected if the IDA signal-to-noise ratio is greater than 10:1, which is achieved for all IDA in the sample.

Method 1668A: Ion abundance ratios are outside criteria for the Isotope Dilution Analyte (IDA) associated with the following sample: 2312898-002 - R6South-20231214 (320-108192-2). The theoretical area for the IDA was used to quantitate recovery and target concentration.

No additional analytical or quality issues were noted, other than those described above or in the Definitions/Glossary page.

Dioxin Prep

No analytical or quality issues were noted, other than those described in the Definitions/Glossary page.

Detection Summary

Client: Eurofins Environment Testing South Central LLC
Project/Site: 2312898

Job ID: 320-108192-1

Client Sample ID: 2312898-001 - R6 North-20231213

Lab Sample ID: 320-108192-1

No Detections.

Client Sample ID: 2312898-002 - R6South-20231214

Lab Sample ID: 320-108192-2

Analyte	Result	Qualifier	RL	EDL	Unit	Dil Fac	D	Method	Prep Type
PCB-44	17	J	120	2.2	pg/L	1		1668A	Total/NA
PCB-47	17	J	120	2.2	pg/L	1		1668A	Total/NA
PCB-49	3.8	J q	42	2.0	pg/L	1		1668A	Total/NA
PCB-52	14	J	100	2.3	pg/L	1		1668A	Total/NA
PCB-65	17	J	120	2.2	pg/L	1		1668A	Total/NA
PCB-69	3.8	J q	42	2.0	pg/L	1		1668A	Total/NA
PCB-85	12	J q	62	1.2	pg/L	1		1668A	Total/NA
PCB-90	11	J q	120	1.5	pg/L	1		1668A	Total/NA
PCB-95	12	J	100	1.7	pg/L	1		1668A	Total/NA
PCB-101	11	J q	120	1.5	pg/L	1		1668A	Total/NA
PCB-113	11	J q	120	1.5	pg/L	1		1668A	Total/NA
PCB-116	12	J q	62	1.2	pg/L	1		1668A	Total/NA
PCB-117	12	J q	62	1.2	pg/L	1		1668A	Total/NA
PCB-118	9.2	J q	42	1.2	pg/L	1		1668A	Total/NA
PCB-129	14	J q	62	0.99	pg/L	1		1668A	Total/NA
PCB-138	14	J q	62	0.99	pg/L	1		1668A	Total/NA
PCB-147	14	J q	42	1.0	pg/L	1		1668A	Total/NA
PCB-149	14	J q	42	1.0	pg/L	1		1668A	Total/NA
PCB-153	11	J	42	0.80	pg/L	1		1668A	Total/NA
PCB-160	14	J q	21	0.99	pg/L	1		1668A	Total/NA
PCB-163	14	J q	62	0.99	pg/L	1		1668A	Total/NA
PCB-168	11	J	42	0.80	pg/L	1		1668A	Total/NA
PCB-180	11	J q	42	1.7	pg/L	1		1668A	Total/NA
PCB-193	11	J q	42	1.7	pg/L	1		1668A	Total/NA

This Detection Summary does not include radiochemical test results.

Client Sample Results

Client: Eurofins Environment Testing South Central LLC
 Project/Site: 2312898

Job ID: 320-108192-1

Client Sample ID: 2312898-001 - R6 North-20231213

Lab Sample ID: 320-108192-1

Date Collected: 12/13/23 12:00

Matrix: Water

Date Received: 12/19/23 09:30

Method: EPA 1668A - Chlorinated Biphenyl Congeners (HRGC/HRMS)

Analyte	Result	Qualifier	RL	EDL	Unit	D	Prepared	Analyzed	Dil Fac
PCB-1	ND		98	1.5	pg/L		01/10/24 07:52	01/19/24 18:05	1
PCB-2	ND		98	1.5	pg/L		01/10/24 07:52	01/19/24 18:05	1
PCB-3	ND		150	1.6	pg/L		01/10/24 07:52	01/19/24 18:05	1
PCB-4	ND		98	13	pg/L		01/10/24 07:52	01/19/24 18:05	1
PCB-5	ND		20	15	pg/L		01/10/24 07:52	01/19/24 18:05	1
PCB-6	ND		20	14	pg/L		01/10/24 07:52	01/19/24 18:05	1
PCB-7	ND		39	15	pg/L		01/10/24 07:52	01/19/24 18:05	1
PCB-8	ND		39	14	pg/L		01/10/24 07:52	01/19/24 18:05	1
PCB-9	ND		39	15	pg/L		01/10/24 07:52	01/19/24 18:05	1
PCB-10	ND		39	8.1	pg/L		01/10/24 07:52	01/19/24 18:05	1
PCB-11	ND		150	16	pg/L		01/10/24 07:52	01/19/24 18:05	1
PCB-12	ND		200	16	pg/L		01/10/24 07:52	01/19/24 18:05	1
PCB-13	ND		200	16	pg/L		01/10/24 07:52	01/19/24 18:05	1
PCB-14	ND		39	16	pg/L		01/10/24 07:52	01/19/24 18:05	1
PCB-15	ND		98	12	pg/L		01/10/24 07:52	01/19/24 18:05	1
PCB-16	ND		39	6.6	pg/L		01/10/24 07:52	01/19/24 18:05	1
PCB-17	ND		39	6.3	pg/L		01/10/24 07:52	01/19/24 18:05	1
PCB-18	ND		39	4.5	pg/L		01/10/24 07:52	01/19/24 18:05	1
PCB-19	ND		39	6.9	pg/L		01/10/24 07:52	01/19/24 18:05	1
PCB-20	ND		79	4.3	pg/L		01/10/24 07:52	01/19/24 18:05	1
PCB-21	ND		39	4.8	pg/L		01/10/24 07:52	01/19/24 18:05	1
PCB-22	ND		20	4.3	pg/L		01/10/24 07:52	01/19/24 18:05	1
PCB-23	ND		39	4.7	pg/L		01/10/24 07:52	01/19/24 18:05	1
PCB-24	ND		20	4.8	pg/L		01/10/24 07:52	01/19/24 18:05	1
PCB-25	ND		20	3.8	pg/L		01/10/24 07:52	01/19/24 18:05	1
PCB-26	ND		79	4.5	pg/L		01/10/24 07:52	01/19/24 18:05	1
PCB-27	ND		20	4.3	pg/L		01/10/24 07:52	01/19/24 18:05	1
PCB-28	ND		79	4.3	pg/L		01/10/24 07:52	01/19/24 18:05	1
PCB-29	ND		79	4.5	pg/L		01/10/24 07:52	01/19/24 18:05	1
PCB-30	ND		39	4.5	pg/L		01/10/24 07:52	01/19/24 18:05	1
PCB-31	ND		98	4.6	pg/L		01/10/24 07:52	01/19/24 18:05	1
PCB-32	ND		20	4.3	pg/L		01/10/24 07:52	01/19/24 18:05	1
PCB-33	ND		39	4.8	pg/L		01/10/24 07:52	01/19/24 18:05	1
PCB-34	ND		20	4.5	pg/L		01/10/24 07:52	01/19/24 18:05	1
PCB-35	ND		39	4.4	pg/L		01/10/24 07:52	01/19/24 18:05	1
PCB-36	ND		20	4.6	pg/L		01/10/24 07:52	01/19/24 18:05	1
PCB-37	ND		20	4.4	pg/L		01/10/24 07:52	01/19/24 18:05	1
PCB-38	ND		20	4.9	pg/L		01/10/24 07:52	01/19/24 18:05	1
PCB-39	ND		39	4.5	pg/L		01/10/24 07:52	01/19/24 18:05	1
PCB-40	ND		39	2.0	pg/L		01/10/24 07:52	01/19/24 18:05	1
PCB-41	ND		39	2.9	pg/L		01/10/24 07:52	01/19/24 18:05	1
PCB-42	ND		39	2.2	pg/L		01/10/24 07:52	01/19/24 18:05	1
PCB-43	ND		20	2.1	pg/L		01/10/24 07:52	01/19/24 18:05	1
PCB-44	ND		120	1.9	pg/L		01/10/24 07:52	01/19/24 18:05	1
PCB-45	ND		39	2.3	pg/L		01/10/24 07:52	01/19/24 18:05	1
PCB-46	ND		20	2.7	pg/L		01/10/24 07:52	01/19/24 18:05	1
PCB-47	ND		120	1.9	pg/L		01/10/24 07:52	01/19/24 18:05	1
PCB-48	ND		20	2.3	pg/L		01/10/24 07:52	01/19/24 18:05	1
PCB-49	ND		39	1.8	pg/L		01/10/24 07:52	01/19/24 18:05	1

Client Sample Results

Client: Eurofins Environment Testing South Central LLC
 Project/Site: 2312898

Job ID: 320-108192-1

Client Sample ID: 2312898-001 - R6 North-20231213

Lab Sample ID: 320-108192-1

Date Collected: 12/13/23 12:00

Matrix: Water

Date Received: 12/19/23 09:30

Method: EPA 1668A - Chlorinated Biphenyl Congeners (HRGC/HRMS) (Continued)

Analyte	Result	Qualifier	RL	EDL	Unit	D	Prepared	Analyzed	Dil Fac
PCB-50	ND		39	2.2	pg/L		01/10/24 07:52	01/19/24 18:05	1
PCB-51	ND		39	2.3	pg/L		01/10/24 07:52	01/19/24 18:05	1
PCB-52	ND		98	2.0	pg/L		01/10/24 07:52	01/19/24 18:05	1
PCB-53	ND		39	2.2	pg/L		01/10/24 07:52	01/19/24 18:05	1
PCB-54	ND		39	1.7	pg/L		01/10/24 07:52	01/19/24 18:05	1
PCB-55	ND		39	1.8	pg/L		01/10/24 07:52	01/19/24 18:05	1
PCB-56	ND		20	2.0	pg/L		01/10/24 07:52	01/19/24 18:05	1
PCB-57	ND		20	2.2	pg/L		01/10/24 07:52	01/19/24 18:05	1
PCB-58	ND		20	1.9	pg/L		01/10/24 07:52	01/19/24 18:05	1
PCB-59	ND		59	1.7	pg/L		01/10/24 07:52	01/19/24 18:05	1
PCB-60	ND		39	2.2	pg/L		01/10/24 07:52	01/19/24 18:05	1
PCB-61	ND		160	2.0	pg/L		01/10/24 07:52	01/19/24 18:05	1
PCB-62	ND		59	1.7	pg/L		01/10/24 07:52	01/19/24 18:05	1
PCB-63	ND		39	2.2	pg/L		01/10/24 07:52	01/19/24 18:05	1
PCB-64	ND		39	1.7	pg/L		01/10/24 07:52	01/19/24 18:05	1
PCB-65	ND		120	1.9	pg/L		01/10/24 07:52	01/19/24 18:05	1
PCB-66	ND		39	1.9	pg/L		01/10/24 07:52	01/19/24 18:05	1
PCB-67	ND		20	1.8	pg/L		01/10/24 07:52	01/19/24 18:05	1
PCB-68	ND		39	2.0	pg/L		01/10/24 07:52	01/19/24 18:05	1
PCB-69	ND		39	1.8	pg/L		01/10/24 07:52	01/19/24 18:05	1
PCB-70	ND		160	2.0	pg/L		01/10/24 07:52	01/19/24 18:05	1
PCB-71	ND		39	2.0	pg/L		01/10/24 07:52	01/19/24 18:05	1
PCB-72	ND		20	2.1	pg/L		01/10/24 07:52	01/19/24 18:05	1
PCB-73	ND		20	1.6	pg/L		01/10/24 07:52	01/19/24 18:05	1
PCB-74	ND		160	2.0	pg/L		01/10/24 07:52	01/19/24 18:05	1
PCB-75	ND		59	1.7	pg/L		01/10/24 07:52	01/19/24 18:05	1
PCB-76	ND		160	2.0	pg/L		01/10/24 07:52	01/19/24 18:05	1
PCB-77	ND		20	2.2	pg/L		01/10/24 07:52	01/19/24 18:05	1
PCB-78	ND		20	2.2	pg/L		01/10/24 07:52	01/19/24 18:05	1
PCB-79	ND		39	1.9	pg/L		01/10/24 07:52	01/19/24 18:05	1
PCB-80	ND		39	1.8	pg/L		01/10/24 07:52	01/19/24 18:05	1
PCB-81	ND		20	2.5	pg/L		01/10/24 07:52	01/19/24 18:05	1
PCB-82	ND		20	1.5	pg/L		01/10/24 07:52	01/19/24 18:05	1
PCB-83	ND		20	1.4	pg/L		01/10/24 07:52	01/19/24 18:05	1
PCB-84	ND		39	1.7	pg/L		01/10/24 07:52	01/19/24 18:05	1
PCB-85	ND		59	1.1	pg/L		01/10/24 07:52	01/19/24 18:05	1
PCB-86	ND		120	1.2	pg/L		01/10/24 07:52	01/19/24 18:05	1
PCB-87	ND		120	1.2	pg/L		01/10/24 07:52	01/19/24 18:05	1
PCB-88	ND		39	1.6	pg/L		01/10/24 07:52	01/19/24 18:05	1
PCB-89	ND		39	1.6	pg/L		01/10/24 07:52	01/19/24 18:05	1
PCB-90	ND		120	1.3	pg/L		01/10/24 07:52	01/19/24 18:05	1
PCB-91	ND		39	1.6	pg/L		01/10/24 07:52	01/19/24 18:05	1
PCB-92	ND		39	1.4	pg/L		01/10/24 07:52	01/19/24 18:05	1
PCB-93	ND		79	1.4	pg/L		01/10/24 07:52	01/19/24 18:05	1
PCB-94	ND		39	1.7	pg/L		01/10/24 07:52	01/19/24 18:05	1
PCB-95	ND		98	1.6	pg/L		01/10/24 07:52	01/19/24 18:05	1
PCB-96	ND		20	0.71	pg/L		01/10/24 07:52	01/19/24 18:05	1
PCB-97	ND		120	1.2	pg/L		01/10/24 07:52	01/19/24 18:05	1
PCB-98	ND		39	1.6	pg/L		01/10/24 07:52	01/19/24 18:05	1

Client Sample Results

Client: Eurofins Environment Testing South Central LLC
 Project/Site: 2312898

Job ID: 320-108192-1

Client Sample ID: 2312898-001 - R6 North-20231213

Lab Sample ID: 320-108192-1

Date Collected: 12/13/23 12:00

Matrix: Water

Date Received: 12/19/23 09:30

Method: EPA 1668A - Chlorinated Biphenyl Congeners (HRGC/HRMS) (Continued)

Analyte	Result	Qualifier	RL	EDL	Unit	D	Prepared	Analyzed	Dil Fac
PCB-99	ND		39	1.4	pg/L		01/10/24 07:52	01/19/24 18:05	1
PCB-100	ND		79	1.4	pg/L		01/10/24 07:52	01/19/24 18:05	1
PCB-101	ND		120	1.3	pg/L		01/10/24 07:52	01/19/24 18:05	1
PCB-102	ND		39	1.6	pg/L		01/10/24 07:52	01/19/24 18:05	1
PCB-103	ND		39	1.4	pg/L		01/10/24 07:52	01/19/24 18:05	1
PCB-104	ND		39	0.79	pg/L		01/10/24 07:52	01/19/24 18:05	1
PCB-105	ND		39	1.1	pg/L		01/10/24 07:52	01/19/24 18:05	1
PCB-106	ND		39	1.4	pg/L		01/10/24 07:52	01/19/24 18:05	1
PCB-107	ND		39	0.92	pg/L		01/10/24 07:52	01/19/24 18:05	1
PCB-108	ND		120	1.2	pg/L		01/10/24 07:52	01/19/24 18:05	1
PCB-109	ND		20	1.2	pg/L		01/10/24 07:52	01/19/24 18:05	1
PCB-110	ND		39	1.2	pg/L		01/10/24 07:52	01/19/24 18:05	1
PCB-111	ND		39	1.1	pg/L		01/10/24 07:52	01/19/24 18:05	1
PCB-112	ND		20	1.0	pg/L		01/10/24 07:52	01/19/24 18:05	1
PCB-113	ND		120	1.3	pg/L		01/10/24 07:52	01/19/24 18:05	1
PCB-114	ND		39	1.2	pg/L		01/10/24 07:52	01/19/24 18:05	1
PCB-115	ND		39	1.2	pg/L		01/10/24 07:52	01/19/24 18:05	1
PCB-116	ND		59	1.1	pg/L		01/10/24 07:52	01/19/24 18:05	1
PCB-117	ND		59	1.1	pg/L		01/10/24 07:52	01/19/24 18:05	1
PCB-118	ND		39	1.2	pg/L		01/10/24 07:52	01/19/24 18:05	1
PCB-119	ND		120	1.2	pg/L		01/10/24 07:52	01/19/24 18:05	1
PCB-120	ND		20	0.94	pg/L		01/10/24 07:52	01/19/24 18:05	1
PCB-121	ND		20	0.99	pg/L		01/10/24 07:52	01/19/24 18:05	1
PCB-122	ND		39	1.3	pg/L		01/10/24 07:52	01/19/24 18:05	1
PCB-123	ND		39	1.2	pg/L		01/10/24 07:52	01/19/24 18:05	1
PCB-124	ND		39	1.2	pg/L		01/10/24 07:52	01/19/24 18:05	1
PCB-125	ND		120	1.2	pg/L		01/10/24 07:52	01/19/24 18:05	1
PCB-126	ND		20	1.2	pg/L		01/10/24 07:52	01/19/24 18:05	1
PCB-127	ND		20	1.1	pg/L		01/10/24 07:52	01/19/24 18:05	1
PCB-128	ND		79	1.0	pg/L		01/10/24 07:52	01/19/24 18:05	1
PCB-129	ND		59	1.0	pg/L		01/10/24 07:52	01/19/24 18:05	1
PCB-130	ND		20	1.4	pg/L		01/10/24 07:52	01/19/24 18:05	1
PCB-131	ND		20	1.3	pg/L		01/10/24 07:52	01/19/24 18:05	1
PCB-132	ND		20	1.3	pg/L		01/10/24 07:52	01/19/24 18:05	1
PCB-133	ND		20	1.2	pg/L		01/10/24 07:52	01/19/24 18:05	1
PCB-134	ND		39	1.2	pg/L		01/10/24 07:52	01/19/24 18:05	1
PCB-135	ND		39	1.1	pg/L		01/10/24 07:52	01/19/24 18:05	1
PCB-136	ND		20	0.86	pg/L		01/10/24 07:52	01/19/24 18:05	1
PCB-137	ND		20	0.86	pg/L		01/10/24 07:52	01/19/24 18:05	1
PCB-138	ND		59	1.0	pg/L		01/10/24 07:52	01/19/24 18:05	1
PCB-139	ND		39	1.1	pg/L		01/10/24 07:52	01/19/24 18:05	1
PCB-140	ND		39	1.1	pg/L		01/10/24 07:52	01/19/24 18:05	1
PCB-141	ND		20	1.5	pg/L		01/10/24 07:52	01/19/24 18:05	1
PCB-142	ND		20	1.3	pg/L		01/10/24 07:52	01/19/24 18:05	1
PCB-143	ND		39	1.2	pg/L		01/10/24 07:52	01/19/24 18:05	1
PCB-144	ND		20	1.0	pg/L		01/10/24 07:52	01/19/24 18:05	1
PCB-145	ND		20	0.91	pg/L		01/10/24 07:52	01/19/24 18:05	1
PCB-146	ND		20	0.83	pg/L		01/10/24 07:52	01/19/24 18:05	1
PCB-147	ND		39	1.1	pg/L		01/10/24 07:52	01/19/24 18:05	1

Client Sample Results

Client: Eurofins Environment Testing South Central LLC
Project/Site: 2312898

Job ID: 320-108192-1

Client Sample ID: 2312898-001 - R6 North-20231213

Lab Sample ID: 320-108192-1

Date Collected: 12/13/23 12:00

Matrix: Water

Date Received: 12/19/23 09:30

Method: EPA 1668A - Chlorinated Biphenyl Congeners (HRGC/HRMS) (Continued)

Analyte	Result	Qualifier	RL	EDL	Unit	D	Prepared	Analyzed	Dil Fac
PCB-148	ND		20	1.1	pg/L		01/10/24 07:52	01/19/24 18:05	1
PCB-149	ND		39	1.1	pg/L		01/10/24 07:52	01/19/24 18:05	1
PCB-150	ND		20	0.86	pg/L		01/10/24 07:52	01/19/24 18:05	1
PCB-151	ND		39	1.1	pg/L		01/10/24 07:52	01/19/24 18:05	1
PCB-152	ND		20	0.89	pg/L		01/10/24 07:52	01/19/24 18:05	1
PCB-153	ND		39	0.83	pg/L		01/10/24 07:52	01/19/24 18:05	1
PCB-154	ND		20	1.1	pg/L		01/10/24 07:52	01/19/24 18:05	1
PCB-155	ND		20	1.3	pg/L		01/10/24 07:52	01/19/24 18:05	1
PCB-156	ND		39	1.2	pg/L		01/10/24 07:52	01/19/24 18:05	1
PCB-157	ND		39	1.2	pg/L		01/10/24 07:52	01/19/24 18:05	1
PCB-158	ND		20	0.85	pg/L		01/10/24 07:52	01/19/24 18:05	1
PCB-159	ND		20	1.0	pg/L		01/10/24 07:52	01/19/24 18:05	1
PCB-160	ND		20	1.0	pg/L		01/10/24 07:52	01/19/24 18:05	1
PCB-161	ND		20	1.1	pg/L		01/10/24 07:52	01/19/24 18:05	1
PCB-162	ND		39	1.1	pg/L		01/10/24 07:52	01/19/24 18:05	1
PCB-163	ND		59	1.0	pg/L		01/10/24 07:52	01/19/24 18:05	1
PCB-164	ND		20	1.4	pg/L		01/10/24 07:52	01/19/24 18:05	1
PCB-165	ND		20	0.94	pg/L		01/10/24 07:52	01/19/24 18:05	1
PCB-166	ND		79	1.0	pg/L		01/10/24 07:52	01/19/24 18:05	1
PCB-167	ND		39	1.0	pg/L		01/10/24 07:52	01/19/24 18:05	1
PCB-168	ND		39	0.83	pg/L		01/10/24 07:52	01/19/24 18:05	1
PCB-169	ND		20	1.0	pg/L		01/10/24 07:52	01/19/24 18:05	1
PCB-170	ND		39	3.0	pg/L		01/10/24 07:52	01/19/24 18:05	1
PCB-171	ND		39	2.9	pg/L		01/10/24 07:52	01/19/24 18:05	1
PCB-172	ND		20	3.1	pg/L		01/10/24 07:52	01/19/24 18:05	1
PCB-173	ND		39	2.9	pg/L		01/10/24 07:52	01/19/24 18:05	1
PCB-174	ND		20	3.3	pg/L		01/10/24 07:52	01/19/24 18:05	1
PCB-175	ND		20	1.8	pg/L		01/10/24 07:52	01/19/24 18:05	1
PCB-176	ND		20	1.5	pg/L		01/10/24 07:52	01/19/24 18:05	1
PCB-177	ND		20	2.6	pg/L		01/10/24 07:52	01/19/24 18:05	1
PCB-178	ND		20	2.0	pg/L		01/10/24 07:52	01/19/24 18:05	1
PCB-179	ND		20	1.3	pg/L		01/10/24 07:52	01/19/24 18:05	1
PCB-180	ND		39	2.4	pg/L		01/10/24 07:52	01/19/24 18:05	1
PCB-181	ND		20	2.7	pg/L		01/10/24 07:52	01/19/24 18:05	1
PCB-182	ND		20	1.9	pg/L		01/10/24 07:52	01/19/24 18:05	1
PCB-183	ND		20	2.0	pg/L		01/10/24 07:52	01/19/24 18:05	1
PCB-184	ND		20	1.3	pg/L		01/10/24 07:52	01/19/24 18:05	1
PCB-185	ND		39	3.4	pg/L		01/10/24 07:52	01/19/24 18:05	1
PCB-186	ND		20	1.2	pg/L		01/10/24 07:52	01/19/24 18:05	1
PCB-187	ND		20	1.5	pg/L		01/10/24 07:52	01/19/24 18:05	1
PCB-188	ND		20	1.7	pg/L		01/10/24 07:52	01/19/24 18:05	1
PCB-189	ND		20	1.7	pg/L		01/10/24 07:52	01/19/24 18:05	1
PCB-190	ND		20	2.0	pg/L		01/10/24 07:52	01/19/24 18:05	1
PCB-191	ND		39	2.1	pg/L		01/10/24 07:52	01/19/24 18:05	1
PCB-192	ND		20	2.0	pg/L		01/10/24 07:52	01/19/24 18:05	1
PCB-193	ND		39	2.4	pg/L		01/10/24 07:52	01/19/24 18:05	1
PCB-194	ND		39	2.5	pg/L		01/10/24 07:52	01/19/24 18:05	1
PCB-195	ND		20	2.5	pg/L		01/10/24 07:52	01/19/24 18:05	1
PCB-196	ND		20	2.1	pg/L		01/10/24 07:52	01/19/24 18:05	1

Client Sample Results

Client: Eurofins Environment Testing South Central LLC
 Project/Site: 2312898

Job ID: 320-108192-1

Client Sample ID: 2312898-001 - R6 North-20231213

Lab Sample ID: 320-108192-1

Date Collected: 12/13/23 12:00

Matrix: Water

Date Received: 12/19/23 09:30

Method: EPA 1668A - Chlorinated Biphenyl Congeners (HRGC/HRMS) (Continued)

Analyte	Result	Qualifier	RL	EDL	Unit	D	Prepared	Analyzed	Dil Fac
PCB-197	ND		20	1.3	pg/L		01/10/24 07:52	01/19/24 18:05	1
PCB-198	ND		39	1.9	pg/L		01/10/24 07:52	01/19/24 18:05	1
PCB-199	ND		39	1.9	pg/L		01/10/24 07:52	01/19/24 18:05	1
PCB-200	ND		20	2.2	pg/L		01/10/24 07:52	01/19/24 18:05	1
PCB-201	ND		20	1.6	pg/L		01/10/24 07:52	01/19/24 18:05	1
PCB-202	ND		20	1.6	pg/L		01/10/24 07:52	01/19/24 18:05	1
PCB-203	ND		20	2.0	pg/L		01/10/24 07:52	01/19/24 18:05	1
PCB-204	ND		20	1.5	pg/L		01/10/24 07:52	01/19/24 18:05	1
PCB-205	ND		20	2.1	pg/L		01/10/24 07:52	01/19/24 18:05	1
PCB-206	ND		39	4.2	pg/L		01/10/24 07:52	01/19/24 18:05	1
PCB-207	ND		20	3.4	pg/L		01/10/24 07:52	01/19/24 18:05	1
PCB-208	ND		20	3.5	pg/L		01/10/24 07:52	01/19/24 18:05	1
PCB-209	ND		39	1.4	pg/L		01/10/24 07:52	01/19/24 18:05	1

Isotope Dilution	%Recovery	Qualifier	Limits	Prepared	Analyzed	Dil Fac
PCB-1L	51		15 - 150	01/10/24 07:52	01/19/24 18:05	1
PCB-3L	51		15 - 150	01/10/24 07:52	01/19/24 18:05	1
PCB-4L	42		25 - 150	01/10/24 07:52	01/19/24 18:05	1
PCB-15L	48		25 - 150	01/10/24 07:52	01/19/24 18:05	1
PCB-19L	45		25 - 150	01/10/24 07:52	01/19/24 18:05	1
PCB-37L	55		25 - 150	01/10/24 07:52	01/19/24 18:05	1
PCB-54L	29		25 - 150	01/10/24 07:52	01/19/24 18:05	1
PCB-77L	55		25 - 150	01/10/24 07:52	01/19/24 18:05	1
PCB-81L	53		25 - 150	01/10/24 07:52	01/19/24 18:05	1
PCB-104L	31		25 - 150	01/10/24 07:52	01/19/24 18:05	1
PCB-105L	55		25 - 150	01/10/24 07:52	01/19/24 18:05	1
PCB-114L	56		25 - 150	01/10/24 07:52	01/19/24 18:05	1
PCB-118L	55		25 - 150	01/10/24 07:52	01/19/24 18:05	1
PCB-123L	57		25 - 150	01/10/24 07:52	01/19/24 18:05	1
PCB-126L	56		25 - 150	01/10/24 07:52	01/19/24 18:05	1
PCB-155L	50		25 - 150	01/10/24 07:52	01/19/24 18:05	1
PCB-156L	99		25 - 150	01/10/24 07:52	01/19/24 18:05	1
PCB-156L/157L	99		25 - 150	01/10/24 07:52	01/19/24 18:05	1
PCB-157L	99		25 - 150	01/10/24 07:52	01/19/24 18:05	1
PCB-167L	98		25 - 150	01/10/24 07:52	01/19/24 18:05	1
PCB-169L	103		25 - 150	01/10/24 07:52	01/19/24 18:05	1
PCB-188L	24	*5-	25 - 150	01/10/24 07:52	01/19/24 18:05	1
PCB-189L	54		25 - 150	01/10/24 07:52	01/19/24 18:05	1
PCB-202L	43		25 - 150	01/10/24 07:52	01/19/24 18:05	1
PCB-205L	66		25 - 150	01/10/24 07:52	01/19/24 18:05	1
PCB-206L	60		25 - 150	01/10/24 07:52	01/19/24 18:05	1
PCB-208L	54		25 - 150	01/10/24 07:52	01/19/24 18:05	1
PCB-209L	46		25 - 150	01/10/24 07:52	01/19/24 18:05	1

Surrogate	%Recovery	Qualifier	Limits	Prepared	Analyzed	Dil Fac
PCB-28L	79		30 - 135	01/10/24 07:52	01/19/24 18:05	1
PCB-111L	86		30 - 135	01/10/24 07:52	01/19/24 18:05	1
PCB-178L	67		30 - 135	01/10/24 07:52	01/19/24 18:05	1

Client Sample Results

Client: Eurofins Environment Testing South Central LLC
 Project/Site: 2312898

Job ID: 320-108192-1

Client Sample ID: 2312898-002 - R6South-20231214

Lab Sample ID: 320-108192-2

Date Collected: 12/14/23 14:45

Matrix: Water

Date Received: 12/19/23 09:30

Method: EPA 1668A - Chlorinated Biphenyl Congeners (HRGC/HRMS)

Analyte	Result	Qualifier	RL	EDL	Unit	D	Prepared	Analyzed	Dil Fac
PCB-1	ND		100	1.3	pg/L		01/10/24 07:52	01/19/24 19:07	1
PCB-2	ND		100	1.3	pg/L		01/10/24 07:52	01/19/24 19:07	1
PCB-3	ND		160	1.4	pg/L		01/10/24 07:52	01/19/24 19:07	1
PCB-4	ND		100	9.5	pg/L		01/10/24 07:52	01/19/24 19:07	1
PCB-5	ND	G	22	22	pg/L		01/10/24 07:52	01/19/24 19:07	1
PCB-6	ND		21	20	pg/L		01/10/24 07:52	01/19/24 19:07	1
PCB-7	ND		42	22	pg/L		01/10/24 07:52	01/19/24 19:07	1
PCB-8	ND		42	20	pg/L		01/10/24 07:52	01/19/24 19:07	1
PCB-9	ND		42	22	pg/L		01/10/24 07:52	01/19/24 19:07	1
PCB-10	ND		42	6.4	pg/L		01/10/24 07:52	01/19/24 19:07	1
PCB-11	ND		160	23	pg/L		01/10/24 07:52	01/19/24 19:07	1
PCB-12	ND		210	23	pg/L		01/10/24 07:52	01/19/24 19:07	1
PCB-13	ND		210	23	pg/L		01/10/24 07:52	01/19/24 19:07	1
PCB-14	ND		42	23	pg/L		01/10/24 07:52	01/19/24 19:07	1
PCB-15	ND		100	18	pg/L		01/10/24 07:52	01/19/24 19:07	1
PCB-16	ND		42	6.4	pg/L		01/10/24 07:52	01/19/24 19:07	1
PCB-17	ND		42	6.0	pg/L		01/10/24 07:52	01/19/24 19:07	1
PCB-18	ND		42	4.3	pg/L		01/10/24 07:52	01/19/24 19:07	1
PCB-19	ND		42	6.4	pg/L		01/10/24 07:52	01/19/24 19:07	1
PCB-20	ND		83	4.8	pg/L		01/10/24 07:52	01/19/24 19:07	1
PCB-21	ND		42	5.3	pg/L		01/10/24 07:52	01/19/24 19:07	1
PCB-22	ND		21	4.9	pg/L		01/10/24 07:52	01/19/24 19:07	1
PCB-23	ND		42	5.3	pg/L		01/10/24 07:52	01/19/24 19:07	1
PCB-24	ND		21	4.6	pg/L		01/10/24 07:52	01/19/24 19:07	1
PCB-25	ND		21	4.3	pg/L		01/10/24 07:52	01/19/24 19:07	1
PCB-26	ND		83	5.0	pg/L		01/10/24 07:52	01/19/24 19:07	1
PCB-27	ND		21	4.1	pg/L		01/10/24 07:52	01/19/24 19:07	1
PCB-28	ND		83	4.8	pg/L		01/10/24 07:52	01/19/24 19:07	1
PCB-29	ND		83	5.0	pg/L		01/10/24 07:52	01/19/24 19:07	1
PCB-30	ND		42	4.3	pg/L		01/10/24 07:52	01/19/24 19:07	1
PCB-31	ND		100	5.1	pg/L		01/10/24 07:52	01/19/24 19:07	1
PCB-32	ND		21	4.1	pg/L		01/10/24 07:52	01/19/24 19:07	1
PCB-33	ND		42	5.3	pg/L		01/10/24 07:52	01/19/24 19:07	1
PCB-34	ND		21	5.1	pg/L		01/10/24 07:52	01/19/24 19:07	1
PCB-35	ND		42	4.9	pg/L		01/10/24 07:52	01/19/24 19:07	1
PCB-36	ND		21	5.2	pg/L		01/10/24 07:52	01/19/24 19:07	1
PCB-37	ND		21	5.1	pg/L		01/10/24 07:52	01/19/24 19:07	1
PCB-38	ND		21	5.6	pg/L		01/10/24 07:52	01/19/24 19:07	1
PCB-39	ND		42	5.0	pg/L		01/10/24 07:52	01/19/24 19:07	1
PCB-40	ND		42	2.2	pg/L		01/10/24 07:52	01/19/24 19:07	1
PCB-41	ND		42	3.3	pg/L		01/10/24 07:52	01/19/24 19:07	1
PCB-42	ND		42	2.4	pg/L		01/10/24 07:52	01/19/24 19:07	1
PCB-43	ND		21	2.4	pg/L		01/10/24 07:52	01/19/24 19:07	1
PCB-44	17	J	120	2.2	pg/L		01/10/24 07:52	01/19/24 19:07	1
PCB-45	ND		42	2.5	pg/L		01/10/24 07:52	01/19/24 19:07	1
PCB-46	ND		21	3.0	pg/L		01/10/24 07:52	01/19/24 19:07	1
PCB-47	17	J	120	2.2	pg/L		01/10/24 07:52	01/19/24 19:07	1
PCB-48	ND		21	2.6	pg/L		01/10/24 07:52	01/19/24 19:07	1
PCB-49	3.8	J q	42	2.0	pg/L		01/10/24 07:52	01/19/24 19:07	1

Client Sample Results

Client: Eurofins Environment Testing South Central LLC
 Project/Site: 2312898

Job ID: 320-108192-1

Client Sample ID: 2312898-002 - R6South-20231214

Lab Sample ID: 320-108192-2

Date Collected: 12/14/23 14:45

Matrix: Water

Date Received: 12/19/23 09:30

Method: EPA 1668A - Chlorinated Biphenyl Congeners (HRGC/HRMS) (Continued)

Analyte	Result	Qualifier	RL	EDL	Unit	D	Prepared	Analyzed	Dil Fac
PCB-50	ND		42	2.5	pg/L		01/10/24 07:52	01/19/24 19:07	1
PCB-51	ND		42	2.5	pg/L		01/10/24 07:52	01/19/24 19:07	1
PCB-52	14	J	100	2.3	pg/L		01/10/24 07:52	01/19/24 19:07	1
PCB-53	ND		42	2.5	pg/L		01/10/24 07:52	01/19/24 19:07	1
PCB-54	ND		42	1.4	pg/L		01/10/24 07:52	01/19/24 19:07	1
PCB-55	ND		42	1.7	pg/L		01/10/24 07:52	01/19/24 19:07	1
PCB-56	ND		21	1.9	pg/L		01/10/24 07:52	01/19/24 19:07	1
PCB-57	ND		21	2.1	pg/L		01/10/24 07:52	01/19/24 19:07	1
PCB-58	ND		21	1.8	pg/L		01/10/24 07:52	01/19/24 19:07	1
PCB-59	ND		62	1.9	pg/L		01/10/24 07:52	01/19/24 19:07	1
PCB-60	ND		42	2.1	pg/L		01/10/24 07:52	01/19/24 19:07	1
PCB-61	ND		170	1.9	pg/L		01/10/24 07:52	01/19/24 19:07	1
PCB-62	ND		62	1.9	pg/L		01/10/24 07:52	01/19/24 19:07	1
PCB-63	ND		42	2.1	pg/L		01/10/24 07:52	01/19/24 19:07	1
PCB-64	ND		42	1.9	pg/L		01/10/24 07:52	01/19/24 19:07	1
PCB-65	17	J	120	2.2	pg/L		01/10/24 07:52	01/19/24 19:07	1
PCB-66	ND		42	1.8	pg/L		01/10/24 07:52	01/19/24 19:07	1
PCB-67	ND		21	1.7	pg/L		01/10/24 07:52	01/19/24 19:07	1
PCB-68	ND		42	1.8	pg/L		01/10/24 07:52	01/19/24 19:07	1
PCB-69	3.8	J q	42	2.0	pg/L		01/10/24 07:52	01/19/24 19:07	1
PCB-70	ND		170	1.9	pg/L		01/10/24 07:52	01/19/24 19:07	1
PCB-71	ND		42	2.2	pg/L		01/10/24 07:52	01/19/24 19:07	1
PCB-72	ND		21	1.9	pg/L		01/10/24 07:52	01/19/24 19:07	1
PCB-73	ND		21	1.7	pg/L		01/10/24 07:52	01/19/24 19:07	1
PCB-74	ND		170	1.9	pg/L		01/10/24 07:52	01/19/24 19:07	1
PCB-75	ND		62	1.9	pg/L		01/10/24 07:52	01/19/24 19:07	1
PCB-76	ND		170	1.9	pg/L		01/10/24 07:52	01/19/24 19:07	1
PCB-77	ND		21	2.1	pg/L		01/10/24 07:52	01/19/24 19:07	1
PCB-78	ND		21	2.1	pg/L		01/10/24 07:52	01/19/24 19:07	1
PCB-79	ND		42	1.8	pg/L		01/10/24 07:52	01/19/24 19:07	1
PCB-80	ND		42	1.7	pg/L		01/10/24 07:52	01/19/24 19:07	1
PCB-81	ND		21	2.2	pg/L		01/10/24 07:52	01/19/24 19:07	1
PCB-82	ND		21	1.7	pg/L		01/10/24 07:52	01/19/24 19:07	1
PCB-83	ND		21	1.5	pg/L		01/10/24 07:52	01/19/24 19:07	1
PCB-84	ND		42	1.9	pg/L		01/10/24 07:52	01/19/24 19:07	1
PCB-85	12	J q	62	1.2	pg/L		01/10/24 07:52	01/19/24 19:07	1
PCB-86	ND		120	1.4	pg/L		01/10/24 07:52	01/19/24 19:07	1
PCB-87	ND		120	1.4	pg/L		01/10/24 07:52	01/19/24 19:07	1
PCB-88	ND		42	1.7	pg/L		01/10/24 07:52	01/19/24 19:07	1
PCB-89	ND		42	1.8	pg/L		01/10/24 07:52	01/19/24 19:07	1
PCB-90	11	J q	120	1.5	pg/L		01/10/24 07:52	01/19/24 19:07	1
PCB-91	ND		42	1.7	pg/L		01/10/24 07:52	01/19/24 19:07	1
PCB-92	ND		42	1.6	pg/L		01/10/24 07:52	01/19/24 19:07	1
PCB-93	ND		83	1.6	pg/L		01/10/24 07:52	01/19/24 19:07	1
PCB-94	ND		42	1.8	pg/L		01/10/24 07:52	01/19/24 19:07	1
PCB-95	12	J	100	1.7	pg/L		01/10/24 07:52	01/19/24 19:07	1
PCB-96	ND		21	0.72	pg/L		01/10/24 07:52	01/19/24 19:07	1
PCB-97	ND		120	1.4	pg/L		01/10/24 07:52	01/19/24 19:07	1
PCB-98	ND		42	1.8	pg/L		01/10/24 07:52	01/19/24 19:07	1

Client Sample Results

Client: Eurofins Environment Testing South Central LLC
 Project/Site: 2312898

Job ID: 320-108192-1

Client Sample ID: 2312898-002 - R6South-20231214

Lab Sample ID: 320-108192-2

Date Collected: 12/14/23 14:45

Matrix: Water

Date Received: 12/19/23 09:30

Method: EPA 1668A - Chlorinated Biphenyl Congeners (HRGC/HRMS) (Continued)

Analyte	Result	Qualifier	RL	EDL	Unit	D	Prepared	Analyzed	Dil Fac
PCB-99	ND		42	1.5	pg/L		01/10/24 07:52	01/19/24 19:07	1
PCB-100	ND		83	1.6	pg/L		01/10/24 07:52	01/19/24 19:07	1
PCB-101	11	J q	120	1.5	pg/L		01/10/24 07:52	01/19/24 19:07	1
PCB-102	ND		42	1.8	pg/L		01/10/24 07:52	01/19/24 19:07	1
PCB-103	ND		42	1.6	pg/L		01/10/24 07:52	01/19/24 19:07	1
PCB-104	ND		42	0.96	pg/L		01/10/24 07:52	01/19/24 19:07	1
PCB-105	ND		42	1.1	pg/L		01/10/24 07:52	01/19/24 19:07	1
PCB-106	ND		42	1.6	pg/L		01/10/24 07:52	01/19/24 19:07	1
PCB-107	ND		42	1.0	pg/L		01/10/24 07:52	01/19/24 19:07	1
PCB-108	ND		120	1.3	pg/L		01/10/24 07:52	01/19/24 19:07	1
PCB-109	ND		21	1.4	pg/L		01/10/24 07:52	01/19/24 19:07	1
PCB-110	ND		42	1.4	pg/L		01/10/24 07:52	01/19/24 19:07	1
PCB-111	ND		42	1.2	pg/L		01/10/24 07:52	01/19/24 19:07	1
PCB-112	ND		21	1.1	pg/L		01/10/24 07:52	01/19/24 19:07	1
PCB-113	11	J q	120	1.5	pg/L		01/10/24 07:52	01/19/24 19:07	1
PCB-114	ND		42	1.4	pg/L		01/10/24 07:52	01/19/24 19:07	1
PCB-115	ND		42	1.4	pg/L		01/10/24 07:52	01/19/24 19:07	1
PCB-116	12	J q	62	1.2	pg/L		01/10/24 07:52	01/19/24 19:07	1
PCB-117	12	J q	62	1.2	pg/L		01/10/24 07:52	01/19/24 19:07	1
PCB-118	9.2	J q	42	1.2	pg/L		01/10/24 07:52	01/19/24 19:07	1
PCB-119	ND		120	1.4	pg/L		01/10/24 07:52	01/19/24 19:07	1
PCB-120	ND		21	1.0	pg/L		01/10/24 07:52	01/19/24 19:07	1
PCB-121	ND		21	1.1	pg/L		01/10/24 07:52	01/19/24 19:07	1
PCB-122	ND		42	1.4	pg/L		01/10/24 07:52	01/19/24 19:07	1
PCB-123	ND		42	1.3	pg/L		01/10/24 07:52	01/19/24 19:07	1
PCB-124	ND		42		pg/L		01/10/24 07:52	01/19/24 19:07	1
PCB-125	ND		120	1.4	pg/L		01/10/24 07:52	01/19/24 19:07	1
PCB-126	ND		21	1.2	pg/L		01/10/24 07:52	01/19/24 19:07	1
PCB-127	ND		21	1.2	pg/L		01/10/24 07:52	01/19/24 19:07	1
PCB-128	ND		83	0.98	pg/L		01/10/24 07:52	01/19/24 19:07	1
PCB-129	14	J q	62	0.99	pg/L		01/10/24 07:52	01/19/24 19:07	1
PCB-130	ND		21	1.4	pg/L		01/10/24 07:52	01/19/24 19:07	1
PCB-131	ND		21	1.2	pg/L		01/10/24 07:52	01/19/24 19:07	1
PCB-132	ND		21	1.3	pg/L		01/10/24 07:52	01/19/24 19:07	1
PCB-133	ND		21	1.1	pg/L		01/10/24 07:52	01/19/24 19:07	1
PCB-134	ND		42	1.2	pg/L		01/10/24 07:52	01/19/24 19:07	1
PCB-135	ND		42	1.1	pg/L		01/10/24 07:52	01/19/24 19:07	1
PCB-136	ND		21	0.84	pg/L		01/10/24 07:52	01/19/24 19:07	1
PCB-137	ND		21	0.84	pg/L		01/10/24 07:52	01/19/24 19:07	1
PCB-138	14	J q	62	0.99	pg/L		01/10/24 07:52	01/19/24 19:07	1
PCB-139	ND		42	1.0	pg/L		01/10/24 07:52	01/19/24 19:07	1
PCB-140	ND		42	1.0	pg/L		01/10/24 07:52	01/19/24 19:07	1
PCB-141	ND		21	1.5	pg/L		01/10/24 07:52	01/19/24 19:07	1
PCB-142	ND		21	1.3	pg/L		01/10/24 07:52	01/19/24 19:07	1
PCB-143	ND		42	1.2	pg/L		01/10/24 07:52	01/19/24 19:07	1
PCB-144	ND		21	1.0	pg/L		01/10/24 07:52	01/19/24 19:07	1
PCB-145	ND		21	0.88	pg/L		01/10/24 07:52	01/19/24 19:07	1
PCB-146	ND		21	0.80	pg/L		01/10/24 07:52	01/19/24 19:07	1
PCB-147	14	J q	42	1.0	pg/L		01/10/24 07:52	01/19/24 19:07	1

Client Sample Results

Client: Eurofins Environment Testing South Central LLC
Project/Site: 2312898

Job ID: 320-108192-1

Client Sample ID: 2312898-002 - R6South-20231214

Lab Sample ID: 320-108192-2

Date Collected: 12/14/23 14:45

Matrix: Water

Date Received: 12/19/23 09:30

Method: EPA 1668A - Chlorinated Biphenyl Congeners (HRGC/HRMS) (Continued)

Analyte	Result	Qualifier	RL	EDL	Unit	D	Prepared	Analyzed	Dil Fac
PCB-148	ND		21	1.1	pg/L		01/10/24 07:52	01/19/24 19:07	1
PCB-149	14	J q	42	1.0	pg/L		01/10/24 07:52	01/19/24 19:07	1
PCB-150	ND		21	0.83	pg/L		01/10/24 07:52	01/19/24 19:07	1
PCB-151	ND		42	1.1	pg/L		01/10/24 07:52	01/19/24 19:07	1
PCB-152	ND		21	0.87	pg/L		01/10/24 07:52	01/19/24 19:07	1
PCB-153	11	J	42	0.80	pg/L		01/10/24 07:52	01/19/24 19:07	1
PCB-154	ND		21	1.0	pg/L		01/10/24 07:52	01/19/24 19:07	1
PCB-155	ND		21	1.1	pg/L		01/10/24 07:52	01/19/24 19:07	1
PCB-156	ND		42	1.1	pg/L		01/10/24 07:52	01/19/24 19:07	1
PCB-157	ND		42	1.1	pg/L		01/10/24 07:52	01/19/24 19:07	1
PCB-158	ND		21	0.83	pg/L		01/10/24 07:52	01/19/24 19:07	1
PCB-159	ND		21	0.93	pg/L		01/10/24 07:52	01/19/24 19:07	1
PCB-160	14	J q	21	0.99	pg/L		01/10/24 07:52	01/19/24 19:07	1
PCB-161	ND		21	1.1	pg/L		01/10/24 07:52	01/19/24 19:07	1
PCB-162	ND		42	1.0	pg/L		01/10/24 07:52	01/19/24 19:07	1
PCB-163	14	J q	62	0.99	pg/L		01/10/24 07:52	01/19/24 19:07	1
PCB-164	ND		21	1.3	pg/L		01/10/24 07:52	01/19/24 19:07	1
PCB-165	ND		21	0.92	pg/L		01/10/24 07:52	01/19/24 19:07	1
PCB-166	ND		83	0.98	pg/L		01/10/24 07:52	01/19/24 19:07	1
PCB-167	ND		42	0.91	pg/L		01/10/24 07:52	01/19/24 19:07	1
PCB-168	11	J	42	0.80	pg/L		01/10/24 07:52	01/19/24 19:07	1
PCB-169	ND		21	0.99	pg/L		01/10/24 07:52	01/19/24 19:07	1
PCB-170	ND		42	2.2	pg/L		01/10/24 07:52	01/19/24 19:07	1
PCB-171	ND		42	2.1	pg/L		01/10/24 07:52	01/19/24 19:07	1
PCB-172	ND		21	2.2	pg/L		01/10/24 07:52	01/19/24 19:07	1
PCB-173	ND		42	2.1	pg/L		01/10/24 07:52	01/19/24 19:07	1
PCB-174	ND		21	2.3	pg/L		01/10/24 07:52	01/19/24 19:07	1
PCB-175	ND		21	1.1	pg/L		01/10/24 07:52	01/19/24 19:07	1
PCB-176	ND		21	0.88	pg/L		01/10/24 07:52	01/19/24 19:07	1
PCB-177	ND		21	1.9	pg/L		01/10/24 07:52	01/19/24 19:07	1
PCB-178	ND		21	1.2	pg/L		01/10/24 07:52	01/19/24 19:07	1
PCB-179	ND		21	0.75	pg/L		01/10/24 07:52	01/19/24 19:07	1
PCB-180	11	J q	42	1.7	pg/L		01/10/24 07:52	01/19/24 19:07	1
PCB-181	ND		21	1.9	pg/L		01/10/24 07:52	01/19/24 19:07	1
PCB-182	ND		21	1.1	pg/L		01/10/24 07:52	01/19/24 19:07	1
PCB-183	ND		21	1.4	pg/L		01/10/24 07:52	01/19/24 19:07	1
PCB-184	ND		21	0.79	pg/L		01/10/24 07:52	01/19/24 19:07	1
PCB-185	ND		42	2.4	pg/L		01/10/24 07:52	01/19/24 19:07	1
PCB-186	ND		21	0.71	pg/L		01/10/24 07:52	01/19/24 19:07	1
PCB-187	ND		21	0.93	pg/L		01/10/24 07:52	01/19/24 19:07	1
PCB-188	ND		21	0.93	pg/L		01/10/24 07:52	01/19/24 19:07	1
PCB-189	ND		21	1.4	pg/L		01/10/24 07:52	01/19/24 19:07	1
PCB-190	ND		21	1.5	pg/L		01/10/24 07:52	01/19/24 19:07	1
PCB-191	ND		42	1.5	pg/L		01/10/24 07:52	01/19/24 19:07	1
PCB-192	ND		21	1.5	pg/L		01/10/24 07:52	01/19/24 19:07	1
PCB-193	11	J q	42	1.7	pg/L		01/10/24 07:52	01/19/24 19:07	1
PCB-194	ND		42	1.6	pg/L		01/10/24 07:52	01/19/24 19:07	1
PCB-195	ND		21	1.6	pg/L		01/10/24 07:52	01/19/24 19:07	1
PCB-196	ND		21	1.6	pg/L		01/10/24 07:52	01/19/24 19:07	1

Client Sample Results

Client: Eurofins Environment Testing South Central LLC
 Project/Site: 2312898

Job ID: 320-108192-1

Client Sample ID: 2312898-002 - R6South-20231214

Lab Sample ID: 320-108192-2

Date Collected: 12/14/23 14:45

Matrix: Water

Date Received: 12/19/23 09:30

Method: EPA 1668A - Chlorinated Biphenyl Congeners (HRGC/HRMS) (Continued)

Analyte	Result	Qualifier	RL	EDL	Unit	D	Prepared	Analyzed	Dil Fac
PCB-197	ND		21	0.97	pg/L		01/10/24 07:52	01/19/24 19:07	1
PCB-198	ND		42	1.5	pg/L		01/10/24 07:52	01/19/24 19:07	1
PCB-199	ND		42	1.5	pg/L		01/10/24 07:52	01/19/24 19:07	1
PCB-200	ND		21	1.7	pg/L		01/10/24 07:52	01/19/24 19:07	1
PCB-201	ND		21	1.2	pg/L		01/10/24 07:52	01/19/24 19:07	1
PCB-202	ND		21	1.1	pg/L		01/10/24 07:52	01/19/24 19:07	1
PCB-203	ND		21	1.5	pg/L		01/10/24 07:52	01/19/24 19:07	1
PCB-204	ND		21	1.1	pg/L		01/10/24 07:52	01/19/24 19:07	1
PCB-205	ND		21	1.5	pg/L		01/10/24 07:52	01/19/24 19:07	1
PCB-206	ND		42	2.0	pg/L		01/10/24 07:52	01/19/24 19:07	1
PCB-207	ND		21	1.7	pg/L		01/10/24 07:52	01/19/24 19:07	1
PCB-208	ND		21	1.7	pg/L		01/10/24 07:52	01/19/24 19:07	1
PCB-209	ND		42	1.7	pg/L		01/10/24 07:52	01/19/24 19:07	1
Isotope Dilution	%Recovery	Qualifier	Limits				Prepared	Analyzed	Dil Fac
PCB-1L	62		15 - 150				01/10/24 07:52	01/19/24 19:07	1
PCB-3L	60		15 - 150				01/10/24 07:52	01/19/24 19:07	1
PCB-4L	50		25 - 150				01/10/24 07:52	01/19/24 19:07	1
PCB-15L	55		25 - 150				01/10/24 07:52	01/19/24 19:07	1
PCB-19L	55		25 - 150				01/10/24 07:52	01/19/24 19:07	1
PCB-37L	59		25 - 150				01/10/24 07:52	01/19/24 19:07	1
PCB-54L	32	q	25 - 150				01/10/24 07:52	01/19/24 19:07	1
PCB-77L	58		25 - 150				01/10/24 07:52	01/19/24 19:07	1
PCB-81L	59		25 - 150				01/10/24 07:52	01/19/24 19:07	1
PCB-104L	33		25 - 150				01/10/24 07:52	01/19/24 19:07	1
PCB-105L	63		25 - 150				01/10/24 07:52	01/19/24 19:07	1
PCB-114L	62		25 - 150				01/10/24 07:52	01/19/24 19:07	1
PCB-118L	61		25 - 150				01/10/24 07:52	01/19/24 19:07	1
PCB-123L	63		25 - 150				01/10/24 07:52	01/19/24 19:07	1
PCB-126L	65		25 - 150				01/10/24 07:52	01/19/24 19:07	1
PCB-155L	54		25 - 150				01/10/24 07:52	01/19/24 19:07	1
PCB-156L	94		25 - 150				01/10/24 07:52	01/19/24 19:07	1
PCB-156L/157L	94		25 - 150				01/10/24 07:52	01/19/24 19:07	1
PCB-157L	94		25 - 150				01/10/24 07:52	01/19/24 19:07	1
PCB-167L	93		25 - 150				01/10/24 07:52	01/19/24 19:07	1
PCB-169L	94		25 - 150				01/10/24 07:52	01/19/24 19:07	1
PCB-188L	27		25 - 150				01/10/24 07:52	01/19/24 19:07	1
PCB-189L	56		25 - 150				01/10/24 07:52	01/19/24 19:07	1
PCB-202L	49		25 - 150				01/10/24 07:52	01/19/24 19:07	1
PCB-205L	69		25 - 150				01/10/24 07:52	01/19/24 19:07	1
PCB-206L	64		25 - 150				01/10/24 07:52	01/19/24 19:07	1
PCB-208L	58		25 - 150				01/10/24 07:52	01/19/24 19:07	1
PCB-209L	53		25 - 150				01/10/24 07:52	01/19/24 19:07	1
Surrogate	%Recovery	Qualifier	Limits				Prepared	Analyzed	Dil Fac
PCB-28L	88		30 - 135				01/10/24 07:52	01/19/24 19:07	1
PCB-111L	96		30 - 135				01/10/24 07:52	01/19/24 19:07	1
PCB-178L	70		30 - 135				01/10/24 07:52	01/19/24 19:07	1

Surrogate Summary

Client: Eurofins Environment Testing South Central LLC
 Project/Site: 2312898

Job ID: 320-108192-1

Method: 1668A - Chlorinated Biphenyl Congeners (HRGC/HRMS)

Matrix: Water

Prep Type: Total/NA

Lab Sample ID	Client Sample ID	Percent Surrogate Recovery (Acceptance Limits)		
		PCB28L (30-135)	PCB111L (30-135)	PCB178L (30-135)
320-108192-1	2312898-001 - R6 North-202312	79	86	67
320-108192-2	2312898-002 - R6South-20231214	88	96	70
MB 320-732336/1-A	Method Blank	83	105	95
Surrogate Legend				
PCB28L = PCB-28L				
PCB111L = PCB-111L				
PCB178L = PCB-178L				

Method: 1668A - Chlorinated Biphenyl Congeners (HRGC/HRMS)

Matrix: Water

Prep Type: Total/NA

Lab Sample ID	Client Sample ID	Percent Surrogate Recovery (Acceptance Limits)		
		PCB28L (40-125)	PCB111L (40-125)	PCB178L (40-125)
LCS 320-732336/2-A	Lab Control Sample	75	94	83
LCSD 320-732336/3-A	Lab Control Sample Dup	87	104	90
Surrogate Legend				
PCB28L = PCB-28L				
PCB111L = PCB-111L				
PCB178L = PCB-178L				

Isotope Dilution Summary

Client: Eurofins Environment Testing South Central LLC
 Project/Site: 2312898

Job ID: 320-108192-1

Method: 1668A - Chlorinated Biphenyl Congeners (HRGC/HRMS)

Matrix: Water

Prep Type: Total/NA

Percent Isotope Dilution Recovery (Acceptance Limits)

Lab Sample ID	Client Sample ID	PCB1L (15-150)	PCB3L (15-150)	PCB4L (25-150)	PCB15L (25-150)	PCB19L (25-150)	PCB37L (25-150)	PCB54L (25-150)	PCB77L (25-150)
320-108192-1	2312898-001 - R6 North-202312	51	51	42	48	45	55	29	55
320-108192-2	2312898-002 - R6South-20231214	62	60	50	55	55	59	32 q	58
MB 320-732336/1-A	Method Blank	76	77	78	76	73	68	54	81

Percent Isotope Dilution Recovery (Acceptance Limits)

Lab Sample ID	Client Sample ID	PCB81L (25-150)	PCB104L (25-150)	PCB105L (25-150)	PCB114L (25-150)	PCB118L (25-150)	PCB123L (25-150)	PCB126L (25-150)	PCB155L (25-150)
320-108192-1	2312898-001 - R6 North-202312	53	31	55	56	55	57	56	50
320-108192-2	2312898-002 - R6South-20231214	59	33	63	62	61	63	65	54
MB 320-732336/1-A	Method Blank	79	52	89	84	85	85	95	54

Percent Isotope Dilution Recovery (Acceptance Limits)

Lab Sample ID	Client Sample ID	PCB156L (25-150)	156157L (25-150)	PCB157L (25-150)	PCB167L (25-150)	PCB169L (25-150)	PCB188L (25-150)	PCB189L (25-150)	PCB202L (25-150)
320-108192-1	2312898-001 - R6 North-202312	99	99	99	98	103	24 *5-	54	43
320-108192-2	2312898-002 - R6South-20231214	94	94	94	93	94	27	56	49
MB 320-732336/1-A	Method Blank	91	91	91	83	98	41	65	52

Percent Isotope Dilution Recovery (Acceptance Limits)

Lab Sample ID	Client Sample ID	PCB205L (25-150)	PCB206L (25-150)	PCB208L (25-150)	PCB209L (25-150)
320-108192-1	2312898-001 - R6 North-202312	66	60	54	46
320-108192-2	2312898-002 - R6South-20231214	69	64	58	53
MB 320-732336/1-A	Method Blank	85	92	71	98

Surrogate Legend

- PCB1L = PCB-1L
- PCB3L = PCB-3L
- PCB4L = PCB-4L
- PCB15L = PCB-15L
- PCB19L = PCB-19L
- PCB37L = PCB-37L
- PCB54L = PCB-54L
- PCB77L = PCB-77L
- PCB81L = PCB-81L
- PCB104L = PCB-104L
- PCB105L = PCB-105L
- PCB114L = PCB-114L
- PCB118L = PCB-118L
- PCB123L = PCB-123L
- PCB126L = PCB-126L
- PCB155L = PCB-155L
- PCB156L = PCB-156L
- 156157L = PCB-156L/157L
- PCB157L = PCB-157L
- PCB167L = PCB-167L
- PCB169L = PCB-169L
- PCB188L = PCB-188L
- PCB189L = PCB-189L

Isotope Dilution Summary

Client: Eurofins Environment Testing South Central LLC

Job ID: 320-108192-1

Project/Site: 2312898

PCB202L = PCB-202L

PCB205L = PCB-205L

PCB206L = PCB-206L

PCB208L = PCB-208L

PCB209L = PCB-209L

Method: 1668A - Chlorinated Biphenyl Congeners (HRGC/HRMS)

Matrix: Water

Prep Type: Total/NA

Percent Isotope Dilution Recovery (Acceptance Limits)

Lab Sample ID	Client Sample ID	PCB1L (15-140)	PCB3L (15-140)	PCB4L (30-140)	PCB15L (30-140)	PCB19L (30-140)	PCB37L (30-140)	PCB54L (30-140)	PCB77L (30-140)
LCS 320-732336/2-A	Lab Control Sample	66	67	69	66	66	65	52	77
LCSD 320-732336/3-A	Lab Control Sample Dup	76	78	79	77	75	70	59	83

Percent Isotope Dilution Recovery (Acceptance Limits)

Lab Sample ID	Client Sample ID	PCB81L (30-140)	PCB104L (30-140)	PCB105L (30-140)	PCB114L (30-140)	PCB118L (30-140)	PCB123L (30-140)	PCB126L (30-140)	PCB155L (30-140)
LCS 320-732336/2-A	Lab Control Sample	75	51	84	81	77	79	91	51
LCSD 320-732336/3-A	Lab Control Sample Dup	82	56	92	88	86	86	96	52

Percent Isotope Dilution Recovery (Acceptance Limits)

Lab Sample ID	Client Sample ID	PCB156L (30-140)	156157L (30-140)	PCB157L (30-140)	PCB167L (30-140)	PCB169L (30-140)	PCB188L (30-140)	PCB189L (30-140)	PCB202L (30-140)
LCS 320-732336/2-A	Lab Control Sample	81	81	81	74	91	41	66	51
LCSD 320-732336/3-A	Lab Control Sample Dup	85	85	85	76	93	44	66	53

Percent Isotope Dilution Recovery (Acceptance Limits)

Lab Sample ID	Client Sample ID	PCB205L (30-140)	PCB206L (30-140)	PCB208L (30-140)	PCB209L (30-140)
LCS 320-732336/2-A	Lab Control Sample	85	94	72	103
LCSD 320-732336/3-A	Lab Control Sample Dup	85	96	72	104

Surrogate Legend

- PCB1L = PCB-1L
- PCB3L = PCB-3L
- PCB4L = PCB-4L
- PCB15L = PCB-15L
- PCB19L = PCB-19L
- PCB37L = PCB-37L
- PCB54L = PCB-54L
- PCB77L = PCB-77L
- PCB81L = PCB-81L
- PCB104L = PCB-104L
- PCB105L = PCB-105L
- PCB114L = PCB-114L
- PCB118L = PCB-118L
- PCB123L = PCB-123L
- PCB126L = PCB-126L
- PCB155L = PCB-155L
- PCB156L = PCB-156L
- 156157L = PCB-156L/157L
- PCB157L = PCB-157L
- PCB167L = PCB-167L
- PCB169L = PCB-169L
- PCB188L = PCB-188L
- PCB189L = PCB-189L
- PCB202L = PCB-202L
- PCB205L = PCB-205L

Isotope Dilution Summary

Client: Eurofins Environment Testing South Central LLC

Job ID: 320-108192-1

Project/Site: 2312898

PCB206L = PCB-206L

PCB208L = PCB-208L

PCB209L = PCB-209L

1

2

3

4

5

6

7

8

9

10

11

12

13

14

15

16

QC Sample Results

Client: Eurofins Environment Testing South Central LLC
 Project/Site: 2312898

Job ID: 320-108192-1

Method: 1668A - Chlorinated Biphenyl Congeners (HRGC/HRMS)

Lab Sample ID: MB 320-732336/1-A
Matrix: Water
Analysis Batch: 733676

Client Sample ID: Method Blank
Prep Type: Total/NA
Prep Batch: 732336

Analyte	MB Result	MB Qualifier	RL	EDL	Unit	D	Prepared	Analyzed	Dil Fac
PCB-1	ND		100	0.79	pg/L		01/10/24 07:52	01/14/24 23:52	1
PCB-2	ND		100	0.84	pg/L		01/10/24 07:52	01/14/24 23:52	1
PCB-3	ND		150	0.79	pg/L		01/10/24 07:52	01/14/24 23:52	1
PCB-4	ND		100	12	pg/L		01/10/24 07:52	01/14/24 23:52	1
PCB-5	ND		20	6.4	pg/L		01/10/24 07:52	01/14/24 23:52	1
PCB-6	ND		20	5.4	pg/L		01/10/24 07:52	01/14/24 23:52	1
PCB-7	ND		40	5.8	pg/L		01/10/24 07:52	01/14/24 23:52	1
PCB-8	ND		40	4.9	pg/L		01/10/24 07:52	01/14/24 23:52	1
PCB-9	ND		40	6.0	pg/L		01/10/24 07:52	01/14/24 23:52	1
PCB-10	ND		40	7.8	pg/L		01/10/24 07:52	01/14/24 23:52	1
PCB-11	ND		150	6.4	pg/L		01/10/24 07:52	01/14/24 23:52	1
PCB-12	ND		200	6.2	pg/L		01/10/24 07:52	01/14/24 23:52	1
PCB-13	ND		200	6.2	pg/L		01/10/24 07:52	01/14/24 23:52	1
PCB-14	ND		40	6.1	pg/L		01/10/24 07:52	01/14/24 23:52	1
PCB-15	ND		100	4.8	pg/L		01/10/24 07:52	01/14/24 23:52	1
PCB-16	ND		40	1.9	pg/L		01/10/24 07:52	01/14/24 23:52	1
PCB-17	ND		40	1.9	pg/L		01/10/24 07:52	01/14/24 23:52	1
PCB-18	ND		40	1.3	pg/L		01/10/24 07:52	01/14/24 23:52	1
PCB-19	ND		40	2.1	pg/L		01/10/24 07:52	01/14/24 23:52	1
PCB-20	ND		80	1.1	pg/L		01/10/24 07:52	01/14/24 23:52	1
PCB-21	ND		40	1.1	pg/L		01/10/24 07:52	01/14/24 23:52	1
PCB-22	ND		20	1.0	pg/L		01/10/24 07:52	01/14/24 23:52	1
PCB-23	ND		40	1.1	pg/L		01/10/24 07:52	01/14/24 23:52	1
PCB-24	ND		20	1.4	pg/L		01/10/24 07:52	01/14/24 23:52	1
PCB-25	ND		20	0.89	pg/L		01/10/24 07:52	01/14/24 23:52	1
PCB-26	ND		80	1.1	pg/L		01/10/24 07:52	01/14/24 23:52	1
PCB-27	ND		20	1.3	pg/L		01/10/24 07:52	01/14/24 23:52	1
PCB-28	ND		80	1.1	pg/L		01/10/24 07:52	01/14/24 23:52	1
PCB-29	ND		80	1.1	pg/L		01/10/24 07:52	01/14/24 23:52	1
PCB-30	ND		40	1.3	pg/L		01/10/24 07:52	01/14/24 23:52	1
PCB-31	ND		100	1.1	pg/L		01/10/24 07:52	01/14/24 23:52	1
PCB-32	ND		20	1.3	pg/L		01/10/24 07:52	01/14/24 23:52	1
PCB-33	ND		40	1.1	pg/L		01/10/24 07:52	01/14/24 23:52	1
PCB-34	ND		20	1.1	pg/L		01/10/24 07:52	01/14/24 23:52	1
PCB-35	ND		40	1.1	pg/L		01/10/24 07:52	01/14/24 23:52	1
PCB-36	ND		20	1.2	pg/L		01/10/24 07:52	01/14/24 23:52	1
PCB-37	ND		20	1.0	pg/L		01/10/24 07:52	01/14/24 23:52	1
PCB-38	ND		20	1.2	pg/L		01/10/24 07:52	01/14/24 23:52	1
PCB-39	ND		40	1.1	pg/L		01/10/24 07:52	01/14/24 23:52	1
PCB-40	ND		40	0.80	pg/L		01/10/24 07:52	01/14/24 23:52	1
PCB-41	ND		40	1.2	pg/L		01/10/24 07:52	01/14/24 23:52	1
PCB-42	ND		40	0.88	pg/L		01/10/24 07:52	01/14/24 23:52	1
PCB-43	ND		20	0.91	pg/L		01/10/24 07:52	01/14/24 23:52	1
PCB-44	ND		120	0.81	pg/L		01/10/24 07:52	01/14/24 23:52	1
PCB-45	ND		40	0.94	pg/L		01/10/24 07:52	01/14/24 23:52	1
PCB-46	ND		20	1.1	pg/L		01/10/24 07:52	01/14/24 23:52	1
PCB-47	ND		120	0.81	pg/L		01/10/24 07:52	01/14/24 23:52	1
PCB-48	ND		20	0.91	pg/L		01/10/24 07:52	01/14/24 23:52	1

QC Sample Results

Client: Eurofins Environment Testing South Central LLC
 Project/Site: 2312898

Job ID: 320-108192-1

Method: 1668A - Chlorinated Biphenyl Congeners (HRGC/HRMS) (Continued)

Lab Sample ID: MB 320-732336/1-A
Matrix: Water
Analysis Batch: 733676

Client Sample ID: Method Blank
Prep Type: Total/NA
Prep Batch: 732336

Analyte	MB Result	MB Qualifier	RL	EDL	Unit	D	Prepared	Analyzed	Dil Fac
PCB-49	ND		40	0.74	pg/L		01/10/24 07:52	01/14/24 23:52	1
PCB-50	ND		40	0.91	pg/L		01/10/24 07:52	01/14/24 23:52	1
PCB-51	ND		40	0.94	pg/L		01/10/24 07:52	01/14/24 23:52	1
PCB-52	ND		100	0.84	pg/L		01/10/24 07:52	01/14/24 23:52	1
PCB-53	ND		40	0.91	pg/L		01/10/24 07:52	01/14/24 23:52	1
PCB-54	ND		40	0.72	pg/L		01/10/24 07:52	01/14/24 23:52	1
PCB-55	ND		40	0.95	pg/L		01/10/24 07:52	01/14/24 23:52	1
PCB-56	ND		20	1.1	pg/L		01/10/24 07:52	01/14/24 23:52	1
PCB-57	ND		20	1.2	pg/L		01/10/24 07:52	01/14/24 23:52	1
PCB-58	ND		20	0.99	pg/L		01/10/24 07:52	01/14/24 23:52	1
PCB-59	ND		60	0.69	pg/L		01/10/24 07:52	01/14/24 23:52	1
PCB-60	ND		40	1.2	pg/L		01/10/24 07:52	01/14/24 23:52	1
PCB-61	ND		160	1.1	pg/L		01/10/24 07:52	01/14/24 23:52	1
PCB-62	ND		60	0.69	pg/L		01/10/24 07:52	01/14/24 23:52	1
PCB-63	ND		40	1.2	pg/L		01/10/24 07:52	01/14/24 23:52	1
PCB-64	ND		40	0.66	pg/L		01/10/24 07:52	01/14/24 23:52	1
PCB-65	ND		120	0.81	pg/L		01/10/24 07:52	01/14/24 23:52	1
PCB-66	ND		40	1.1	pg/L		01/10/24 07:52	01/14/24 23:52	1
PCB-67	ND		20	0.95	pg/L		01/10/24 07:52	01/14/24 23:52	1
PCB-68	ND		40	1.0	pg/L		01/10/24 07:52	01/14/24 23:52	1
PCB-69	ND		40	0.74	pg/L		01/10/24 07:52	01/14/24 23:52	1
PCB-70	ND		160	1.1	pg/L		01/10/24 07:52	01/14/24 23:52	1
PCB-71	ND		40	0.80	pg/L		01/10/24 07:52	01/14/24 23:52	1
PCB-72	ND		20	1.2	pg/L		01/10/24 07:52	01/14/24 23:52	1
PCB-73	ND		20	0.63	pg/L		01/10/24 07:52	01/14/24 23:52	1
PCB-74	ND		160	1.1	pg/L		01/10/24 07:52	01/14/24 23:52	1
PCB-75	ND		60	0.69	pg/L		01/10/24 07:52	01/14/24 23:52	1
PCB-76	ND		160	1.1	pg/L		01/10/24 07:52	01/14/24 23:52	1
PCB-77	ND		20	1.3	pg/L		01/10/24 07:52	01/14/24 23:52	1
PCB-78	ND		20	1.3	pg/L		01/10/24 07:52	01/14/24 23:52	1
PCB-79	ND		40	1.1	pg/L		01/10/24 07:52	01/14/24 23:52	1
PCB-80	ND		40	0.96	pg/L		01/10/24 07:52	01/14/24 23:52	1
PCB-81	ND		20	1.4	pg/L		01/10/24 07:52	01/14/24 23:52	1
PCB-82	ND		20	1.8	pg/L		01/10/24 07:52	01/14/24 23:52	1
PCB-83	ND		20	1.7	pg/L		01/10/24 07:52	01/14/24 23:52	1
PCB-84	ND		40	2.1	pg/L		01/10/24 07:52	01/14/24 23:52	1
PCB-85	ND		60	1.4	pg/L		01/10/24 07:52	01/14/24 23:52	1
PCB-86	ND		120	1.4	pg/L		01/10/24 07:52	01/14/24 23:52	1
PCB-87	ND		120	1.4	pg/L		01/10/24 07:52	01/14/24 23:52	1
PCB-88	ND		40	1.8	pg/L		01/10/24 07:52	01/14/24 23:52	1
PCB-89	ND		40	2.0	pg/L		01/10/24 07:52	01/14/24 23:52	1
PCB-90	ND		120	1.5	pg/L		01/10/24 07:52	01/14/24 23:52	1
PCB-91	ND		40	1.8	pg/L		01/10/24 07:52	01/14/24 23:52	1
PCB-92	ND		40	1.7	pg/L		01/10/24 07:52	01/14/24 23:52	1
PCB-93	ND		80	1.7	pg/L		01/10/24 07:52	01/14/24 23:52	1
PCB-94	ND		40	2.0	pg/L		01/10/24 07:52	01/14/24 23:52	1
PCB-95	ND		100	1.8	pg/L		01/10/24 07:52	01/14/24 23:52	1
PCB-96	ND		20	0.81	pg/L		01/10/24 07:52	01/14/24 23:52	1
PCB-97	ND		120	1.4	pg/L		01/10/24 07:52	01/14/24 23:52	1

Eurofins Sacramento

QC Sample Results

Client: Eurofins Environment Testing South Central LLC
 Project/Site: 2312898

Job ID: 320-108192-1

Method: 1668A - Chlorinated Biphenyl Congeners (HRGC/HRMS) (Continued)

Lab Sample ID: MB 320-732336/1-A
 Matrix: Water
 Analysis Batch: 733676

Client Sample ID: Method Blank
 Prep Type: Total/NA
 Prep Batch: 732336

Analyte	MB Result	MB Qualifier	RL	EDL	Unit	D	Prepared	Analyzed	Dil Fac
PCB-98	ND		40	1.8	pg/L		01/10/24 07:52	01/14/24 23:52	1
PCB-99	ND		40	1.7	pg/L		01/10/24 07:52	01/14/24 23:52	1
PCB-100	ND		80	1.7	pg/L		01/10/24 07:52	01/14/24 23:52	1
PCB-101	ND		120	1.5	pg/L		01/10/24 07:52	01/14/24 23:52	1
PCB-102	ND		40	1.8	pg/L		01/10/24 07:52	01/14/24 23:52	1
PCB-103	ND		40	1.6	pg/L		01/10/24 07:52	01/14/24 23:52	1
PCB-104	ND		40	0.97	pg/L		01/10/24 07:52	01/14/24 23:52	1
PCB-105	ND		40	1.3	pg/L		01/10/24 07:52	01/14/24 23:52	1
PCB-106	ND		40	1.5	pg/L		01/10/24 07:52	01/14/24 23:52	1
PCB-107	ND		40	1.2	pg/L		01/10/24 07:52	01/14/24 23:52	1
PCB-108	ND		120	1.4	pg/L		01/10/24 07:52	01/14/24 23:52	1
PCB-109	ND		20	1.4	pg/L		01/10/24 07:52	01/14/24 23:52	1
PCB-110	ND		40	1.3	pg/L		01/10/24 07:52	01/14/24 23:52	1
PCB-111	ND		40	1.3	pg/L		01/10/24 07:52	01/14/24 23:52	1
PCB-112	ND		20	1.1	pg/L		01/10/24 07:52	01/14/24 23:52	1
PCB-113	ND		120	1.5	pg/L		01/10/24 07:52	01/14/24 23:52	1
PCB-114	ND		40	1.4	pg/L		01/10/24 07:52	01/14/24 23:52	1
PCB-115	ND		40	1.3	pg/L		01/10/24 07:52	01/14/24 23:52	1
PCB-116	ND		60	1.4	pg/L		01/10/24 07:52	01/14/24 23:52	1
PCB-117	ND		60	1.4	pg/L		01/10/24 07:52	01/14/24 23:52	1
PCB-118	ND		40	1.2	pg/L		01/10/24 07:52	01/14/24 23:52	1
PCB-119	ND		120	1.4	pg/L		01/10/24 07:52	01/14/24 23:52	1
PCB-120	ND		20	1.1	pg/L		01/10/24 07:52	01/14/24 23:52	1
PCB-121	ND		20	1.1	pg/L		01/10/24 07:52	01/14/24 23:52	1
PCB-122	ND		40	1.6	pg/L		01/10/24 07:52	01/14/24 23:52	1
PCB-123	ND		40	1.3	pg/L		01/10/24 07:52	01/14/24 23:52	1
PCB-124	ND		40	1.4	pg/L		01/10/24 07:52	01/14/24 23:52	1
PCB-125	ND		120	1.4	pg/L		01/10/24 07:52	01/14/24 23:52	1
PCB-126	ND		20	1.3	pg/L		01/10/24 07:52	01/14/24 23:52	1
PCB-127	ND		20	1.4	pg/L		01/10/24 07:52	01/14/24 23:52	1
PCB-128	ND		80	0.51	pg/L		01/10/24 07:52	01/14/24 23:52	1
PCB-129	ND		60	0.52	pg/L		01/10/24 07:52	01/14/24 23:52	1
PCB-130	ND		20	0.69	pg/L		01/10/24 07:52	01/14/24 23:52	1
PCB-131	ND		20	0.64	pg/L		01/10/24 07:52	01/14/24 23:52	1
PCB-132	ND		20	0.66	pg/L		01/10/24 07:52	01/14/24 23:52	1
PCB-133	ND		20	0.62	pg/L		01/10/24 07:52	01/14/24 23:52	1
PCB-134	ND		40	0.62	pg/L		01/10/24 07:52	01/14/24 23:52	1
PCB-135	ND		40	0.57	pg/L		01/10/24 07:52	01/14/24 23:52	1
PCB-136	ND		20	0.42	pg/L		01/10/24 07:52	01/14/24 23:52	1
PCB-137	ND		20	0.50	pg/L		01/10/24 07:52	01/14/24 23:52	1
PCB-138	ND		60	0.52	pg/L		01/10/24 07:52	01/14/24 23:52	1
PCB-139	ND		40	0.56	pg/L		01/10/24 07:52	01/14/24 23:52	1
PCB-140	ND		40	0.56	pg/L		01/10/24 07:52	01/14/24 23:52	1
PCB-141	ND		20	0.66	pg/L		01/10/24 07:52	01/14/24 23:52	1
PCB-142	ND		20	0.67	pg/L		01/10/24 07:52	01/14/24 23:52	1
PCB-143	ND		40	0.62	pg/L		01/10/24 07:52	01/14/24 23:52	1
PCB-144	ND		20	0.53	pg/L		01/10/24 07:52	01/14/24 23:52	1
PCB-145	ND		20	0.43	pg/L		01/10/24 07:52	01/14/24 23:52	1
PCB-146	ND		20	0.48	pg/L		01/10/24 07:52	01/14/24 23:52	1

Eurofins Sacramento

Page 74 of 103
1/25/2024

QC Sample Results

Client: Eurofins Environment Testing South Central LLC
 Project/Site: 2312898

Job ID: 320-108192-1

Method: 1668A - Chlorinated Biphenyl Congeners (HRGC/HRMS) (Continued)

Lab Sample ID: MB 320-732336/1-A
 Matrix: Water
 Analysis Batch: 733676

Client Sample ID: Method Blank
 Prep Type: Total/NA
 Prep Batch: 732336

Analyte	MB Result	MB Qualifier	RL	EDL	Unit	D	Prepared	Analyzed	Dil Fac
PCB-147	ND		40	0.54	pg/L		01/10/24 07:52	01/14/24 23:52	1
PCB-148	ND		20	0.55	pg/L		01/10/24 07:52	01/14/24 23:52	1
PCB-149	ND		40	0.54	pg/L		01/10/24 07:52	01/14/24 23:52	1
PCB-150	ND		20	0.41	pg/L		01/10/24 07:52	01/14/24 23:52	1
PCB-151	ND		40	0.57	pg/L		01/10/24 07:52	01/14/24 23:52	1
PCB-152	ND		20	0.43	pg/L		01/10/24 07:52	01/14/24 23:52	1
PCB-153	ND		40	0.44	pg/L		01/10/24 07:52	01/14/24 23:52	1
PCB-154	ND		20	0.51	pg/L		01/10/24 07:52	01/14/24 23:52	1
PCB-155	ND		20	0.55	pg/L		01/10/24 07:52	01/14/24 23:52	1
PCB-156	ND		40	0.37	pg/L		01/10/24 07:52	01/14/24 23:52	1
PCB-157	ND		40	0.37	pg/L		01/10/24 07:52	01/14/24 23:52	1
PCB-158	ND		20	0.39	pg/L		01/10/24 07:52	01/14/24 23:52	1
PCB-159	ND		20	0.30	pg/L		01/10/24 07:52	01/14/24 23:52	1
PCB-160	ND		20	0.52	pg/L		01/10/24 07:52	01/14/24 23:52	1
PCB-161	ND		20	0.49	pg/L		01/10/24 07:52	01/14/24 23:52	1
PCB-162	ND		40	0.33	pg/L		01/10/24 07:52	01/14/24 23:52	1
PCB-163	ND		60	0.52	pg/L		01/10/24 07:52	01/14/24 23:52	1
PCB-164	ND		20	0.57	pg/L		01/10/24 07:52	01/14/24 23:52	1
PCB-165	ND		20	0.47	pg/L		01/10/24 07:52	01/14/24 23:52	1
PCB-166	ND		80	0.51	pg/L		01/10/24 07:52	01/14/24 23:52	1
PCB-167	ND		40	0.32	pg/L		01/10/24 07:52	01/14/24 23:52	1
PCB-168	ND		40	0.44	pg/L		01/10/24 07:52	01/14/24 23:52	1
PCB-169	ND		20	0.34	pg/L		01/10/24 07:52	01/14/24 23:52	1
PCB-170	ND		40	0.84	pg/L		01/10/24 07:52	01/14/24 23:52	1
PCB-171	ND		40	0.78	pg/L		01/10/24 07:52	01/14/24 23:52	1
PCB-172	ND		20	0.84	pg/L		01/10/24 07:52	01/14/24 23:52	1
PCB-173	ND		40	0.78	pg/L		01/10/24 07:52	01/14/24 23:52	1
PCB-174	ND		20	0.85	pg/L		01/10/24 07:52	01/14/24 23:52	1
PCB-175	ND		20	0.58	pg/L		01/10/24 07:52	01/14/24 23:52	1
PCB-176	ND		20	0.45	pg/L		01/10/24 07:52	01/14/24 23:52	1
PCB-177	ND		20	0.74	pg/L		01/10/24 07:52	01/14/24 23:52	1
PCB-178	ND		20	0.62	pg/L		01/10/24 07:52	01/14/24 23:52	1
PCB-179	ND		20	0.40	pg/L		01/10/24 07:52	01/14/24 23:52	1
PCB-180	ND		40	0.63	pg/L		01/10/24 07:52	01/14/24 23:52	1
PCB-181	ND		20	0.74	pg/L		01/10/24 07:52	01/14/24 23:52	1
PCB-182	ND		20	0.59	pg/L		01/10/24 07:52	01/14/24 23:52	1
PCB-183	ND		20	0.57	pg/L		01/10/24 07:52	01/14/24 23:52	1
PCB-184	ND		20	0.41	pg/L		01/10/24 07:52	01/14/24 23:52	1
PCB-185	ND		40	0.83	pg/L		01/10/24 07:52	01/14/24 23:52	1
PCB-186	ND		20	0.37	pg/L		01/10/24 07:52	01/14/24 23:52	1
PCB-187	ND		20	0.49	pg/L		01/10/24 07:52	01/14/24 23:52	1
PCB-188	ND		20	0.45	pg/L		01/10/24 07:52	01/14/24 23:52	1
PCB-189	ND		20	0.50	pg/L		01/10/24 07:52	01/14/24 23:52	1
PCB-190	ND		20	0.57	pg/L		01/10/24 07:52	01/14/24 23:52	1
PCB-191	ND		40	0.57	pg/L		01/10/24 07:52	01/14/24 23:52	1
PCB-192	ND		20	0.54	pg/L		01/10/24 07:52	01/14/24 23:52	1
PCB-193	ND		40	0.63	pg/L		01/10/24 07:52	01/14/24 23:52	1
PCB-194	ND		40	0.49	pg/L		01/10/24 07:52	01/14/24 23:52	1
PCB-195	ND		20	0.49	pg/L		01/10/24 07:52	01/14/24 23:52	1

Eurofins Sacramento

QC Sample Results

Client: Eurofins Environment Testing South Central LLC
 Project/Site: 2312898

Job ID: 320-108192-1

Method: 1668A - Chlorinated Biphenyl Congeners (HRGC/HRMS) (Continued)

Lab Sample ID: MB 320-732336/1-A
 Matrix: Water
 Analysis Batch: 733676

Client Sample ID: Method Blank
 Prep Type: Total/NA
 Prep Batch: 732336

Analyte	MB Result	MB Qualifier	RL	EDL	Unit	D	Prepared	Analyzed	Dil Fac
PCB-196	ND		20	0.52	pg/L		01/10/24 07:52	01/14/24 23:52	1
PCB-197	ND		20	0.31	pg/L		01/10/24 07:52	01/14/24 23:52	1
PCB-198	ND		40	0.47	pg/L		01/10/24 07:52	01/14/24 23:52	1
PCB-199	ND		40	0.47	pg/L		01/10/24 07:52	01/14/24 23:52	1
PCB-200	ND		20	0.50	pg/L		01/10/24 07:52	01/14/24 23:52	1
PCB-201	ND		20	0.40	pg/L		01/10/24 07:52	01/14/24 23:52	1
PCB-202	ND		20	0.38	pg/L		01/10/24 07:52	01/14/24 23:52	1
PCB-203	ND		20	0.46	pg/L		01/10/24 07:52	01/14/24 23:52	1
PCB-204	ND		20	0.38	pg/L		01/10/24 07:52	01/14/24 23:52	1
PCB-205	ND		20	0.44	pg/L		01/10/24 07:52	01/14/24 23:52	1
PCB-206	ND		40	0.83	pg/L		01/10/24 07:52	01/14/24 23:52	1
PCB-207	ND		20	0.66	pg/L		01/10/24 07:52	01/14/24 23:52	1
PCB-208	ND		20	0.72	pg/L		01/10/24 07:52	01/14/24 23:52	1
PCB-209	ND		40	0.16	pg/L		01/10/24 07:52	01/14/24 23:52	1

Isotope Dilution	MB %Recovery	MB Qualifier	Limits	Prepared	Analyzed	Dil Fac
PCB-1L	76		15 - 150	01/10/24 07:52	01/14/24 23:52	1
PCB-3L	77		15 - 150	01/10/24 07:52	01/14/24 23:52	1
PCB-4L	78		25 - 150	01/10/24 07:52	01/14/24 23:52	1
PCB-15L	76		25 - 150	01/10/24 07:52	01/14/24 23:52	1
PCB-19L	73		25 - 150	01/10/24 07:52	01/14/24 23:52	1
PCB-37L	68		25 - 150	01/10/24 07:52	01/14/24 23:52	1
PCB-54L	54		25 - 150	01/10/24 07:52	01/14/24 23:52	1
PCB-77L	81		25 - 150	01/10/24 07:52	01/14/24 23:52	1
PCB-81L	79		25 - 150	01/10/24 07:52	01/14/24 23:52	1
PCB-104L	52		25 - 150	01/10/24 07:52	01/14/24 23:52	1
PCB-105L	89		25 - 150	01/10/24 07:52	01/14/24 23:52	1
PCB-114L	84		25 - 150	01/10/24 07:52	01/14/24 23:52	1
PCB-118L	85		25 - 150	01/10/24 07:52	01/14/24 23:52	1
PCB-123L	85		25 - 150	01/10/24 07:52	01/14/24 23:52	1
PCB-126L	95		25 - 150	01/10/24 07:52	01/14/24 23:52	1
PCB-155L	54		25 - 150	01/10/24 07:52	01/14/24 23:52	1
PCB-156L	91		25 - 150	01/10/24 07:52	01/14/24 23:52	1
PCB-156L/157L	91		25 - 150	01/10/24 07:52	01/14/24 23:52	1
PCB-157L	91		25 - 150	01/10/24 07:52	01/14/24 23:52	1
PCB-167L	83		25 - 150	01/10/24 07:52	01/14/24 23:52	1
PCB-169L	98		25 - 150	01/10/24 07:52	01/14/24 23:52	1
PCB-188L	41		25 - 150	01/10/24 07:52	01/14/24 23:52	1
PCB-189L	65		25 - 150	01/10/24 07:52	01/14/24 23:52	1
PCB-202L	52		25 - 150	01/10/24 07:52	01/14/24 23:52	1
PCB-205L	85		25 - 150	01/10/24 07:52	01/14/24 23:52	1
PCB-206L	92		25 - 150	01/10/24 07:52	01/14/24 23:52	1
PCB-208L	71		25 - 150	01/10/24 07:52	01/14/24 23:52	1
PCB-209L	98		25 - 150	01/10/24 07:52	01/14/24 23:52	1

Surrogate	MB %Recovery	MB Qualifier	Limits	Prepared	Analyzed	Dil Fac
PCB-28L	83		30 - 135	01/10/24 07:52	01/14/24 23:52	1
PCB-111L	105		30 - 135	01/10/24 07:52	01/14/24 23:52	1

Eurofins Sacramento

Page 76 of 103
 1/25/2024

QC Sample Results

Client: Eurofins Environment Testing South Central LLC
 Project/Site: 2312898

Job ID: 320-108192-1

Method: 1668A - Chlorinated Biphenyl Congeners (HRGC/HRMS) (Continued)

Lab Sample ID: MB 320-732336/1-A
Matrix: Water
Analysis Batch: 733676

Client Sample ID: Method Blank
Prep Type: Total/NA
Prep Batch: 732336

<i>Surrogate</i>	<i>MB MB</i>	<i>Qualifier</i>	<i>Limits</i>	<i>Prepared</i>	<i>Analyzed</i>	<i>Dil Fac</i>
PCB-178L	95		30 - 135	01/10/24 07:52	01/14/24 23:52	1

Lab Sample ID: LCS 320-732336/2-A
Matrix: Water
Analysis Batch: 733676

Client Sample ID: Lab Control Sample
Prep Type: Total/NA
Prep Batch: 732336

<i>Analyte</i>	<i>Spike Added</i>	<i>LCS Result</i>	<i>LCS Qualifier</i>	<i>Unit</i>	<i>D</i>	<i>%Rec</i>	<i>Limits</i>
PCB-1	2000	2030		pg/L		102	50 - 150
PCB-3	2000	2000		pg/L		100	50 - 150
PCB-4	2000	2190		pg/L		110	50 - 150
PCB-15	2000	1960		pg/L		98	50 - 150
PCB-19	2000	2230		pg/L		112	50 - 150
PCB-37	2000	2090		pg/L		105	50 - 150
PCB-54	2000	2190	q	pg/L		109	50 - 150
PCB-77	2000	2340		pg/L		117	50 - 150
PCB-81	2000	2600		pg/L		130	50 - 150
PCB-104	2000	2920		pg/L		146	50 - 150
PCB-105	2000	2360		pg/L		118	50 - 150
PCB-114	2000	2520		pg/L		126	50 - 150
PCB-118	2000	2390		pg/L		119	50 - 150
PCB-123	2000	2460		pg/L		123	50 - 150
PCB-126	2000	2540		pg/L		127	50 - 150
PCB-155	2000	2840		pg/L		142	50 - 150
PCB-156	4000	4670		pg/L		117	50 - 150
PCB-157	4000	4670		pg/L		117	50 - 150
PCB-167	2000	2400		pg/L		120	50 - 150
PCB-169	2000	2290		pg/L		114	50 - 150
PCB-188	2000	2380		pg/L		119	50 - 150
PCB-189	2000	2120		pg/L		106	50 - 150
PCB-202	2000	2440		pg/L		122	50 - 150
PCB-205	2000	2180		pg/L		109	50 - 150
PCB-206	2000	1990		pg/L		100	50 - 150
PCB-208	2000	2220		pg/L		111	50 - 150
PCB-209	2000	2180		pg/L		109	50 - 150

<i>Isotope Dilution</i>	<i>LCS LCS</i>	<i>Qualifier</i>	<i>Limits</i>
PCB-1L	66		15 - 140
PCB-3L	67		15 - 140
PCB-4L	69		30 - 140
PCB-15L	66		30 - 140
PCB-19L	66		30 - 140
PCB-37L	65		30 - 140
PCB-54L	52		30 - 140
PCB-77L	77		30 - 140
PCB-81L	75		30 - 140
PCB-104L	51		30 - 140
PCB-105L	84		30 - 140
PCB-114L	81		30 - 140

QC Sample Results

Client: Eurofins Environment Testing South Central LLC
 Project/Site: 2312898

Job ID: 320-108192-1

Method: 1668A - Chlorinated Biphenyl Congeners (HRGC/HRMS) (Continued)

Lab Sample ID: LCS 320-732336/2-A
Matrix: Water
Analysis Batch: 733676

Client Sample ID: Lab Control Sample
Prep Type: Total/NA
Prep Batch: 732336

Isotope Dilution	LCS		Limits
	%Recovery	Qualifier	
PCB-118L	77		30 - 140
PCB-123L	79		30 - 140
PCB-126L	91		30 - 140
PCB-155L	51		30 - 140
PCB-156L	81		30 - 140
PCB-156L/157L	81		30 - 140
PCB-157L	81		30 - 140
PCB-167L	74		30 - 140
PCB-169L	91		30 - 140
PCB-188L	41		30 - 140
PCB-189L	66		30 - 140
PCB-202L	51		30 - 140
PCB-205L	85		30 - 140
PCB-206L	94		30 - 140
PCB-208L	72		30 - 140
PCB-209L	103		30 - 140

Surrogate	LCS		Limits
	%Recovery	Qualifier	
PCB-28L	75		40 - 125
PCB-111L	94		40 - 125
PCB-178L	83		40 - 125

Lab Sample ID: LCSD 320-732336/3-A
Matrix: Water
Analysis Batch: 733676

Client Sample ID: Lab Control Sample Dup
Prep Type: Total/NA
Prep Batch: 732336

Analyte	Spike Added	LCSD Result	LCSD Qualifier	Unit	D	%Rec	Limits	RPD	RPD
									Limit
PCB-1	2000	1970		pg/L		99	50 - 150	3	50
PCB-3	2000	1920		pg/L		96	50 - 150	4	50
PCB-4	2000	2190		pg/L		110	50 - 150	0	50
PCB-15	2000	1940		pg/L		97	50 - 150	1	50
PCB-19	2000	2230		pg/L		112	50 - 150	0	50
PCB-37	2000	2100		pg/L		105	50 - 150	0	50
PCB-54	2000	2300		pg/L		115	50 - 150	5	50
PCB-77	2000	2290		pg/L		114	50 - 150	2	50
PCB-81	2000	2540		pg/L		127	50 - 150	2	50
PCB-104	2000	2900		pg/L		145	50 - 150	1	50
PCB-105	2000	2340		pg/L		117	50 - 150	1	50
PCB-114	2000	2540		pg/L		127	50 - 150	1	50
PCB-118	2000	2310		pg/L		115	50 - 150	3	50
PCB-123	2000	2420		pg/L		121	50 - 150	2	50
PCB-126	2000	2540		pg/L		127	50 - 150	0	50
PCB-155	2000	2830		pg/L		141	50 - 150	0	50
PCB-156	4000	4550		pg/L		114	50 - 150	3	50
PCB-157	4000	4550		pg/L		114	50 - 150	3	50
PCB-167	2000	2400		pg/L		120	50 - 150	0	50
PCB-169	2000	2250		pg/L		112	50 - 150	2	50
PCB-188	2000	2340		pg/L		117	50 - 150	1	50

QC Sample Results

Client: Eurofins Environment Testing South Central LLC
 Project/Site: 2312898

Job ID: 320-108192-1

Method: 1668A - Chlorinated Biphenyl Congeners (HRGC/HRMS) (Continued)

Lab Sample ID: LCSD 320-732336/3-A
Matrix: Water
Analysis Batch: 733676

Client Sample ID: Lab Control Sample Dup
Prep Type: Total/NA
Prep Batch: 732336

Analyte	Spike Added	LCSD Result	LCSD Qualifier	Unit	D	%Rec	%Rec Limits	RPD	RPD Limit
PCB-189	2000	2100		pg/L		105	50 - 150	1	50
PCB-202	2000	2450		pg/L		123	50 - 150	0	50
PCB-205	2000	2150		pg/L		108	50 - 150	1	50
PCB-206	2000	1930		pg/L		96	50 - 150	3	50
PCB-208	2000	2210		pg/L		110	50 - 150	0	50
PCB-209	2000	2140		pg/L		107	50 - 150	2	50

Isotope Dilution	LCSD		Limits
	%Recovery	Qualifier	
PCB-1L	76		15 - 140
PCB-3L	78		15 - 140
PCB-4L	79		30 - 140
PCB-15L	77		30 - 140
PCB-19L	75		30 - 140
PCB-37L	70		30 - 140
PCB-54L	59		30 - 140
PCB-77L	83		30 - 140
PCB-81L	82		30 - 140
PCB-104L	56		30 - 140
PCB-105L	92		30 - 140
PCB-114L	88		30 - 140
PCB-118L	86		30 - 140
PCB-123L	86		30 - 140
PCB-126L	96		30 - 140
PCB-155L	52		30 - 140
PCB-156L	85		30 - 140
PCB-156L/157L	85		30 - 140
PCB-157L	85		30 - 140
PCB-167L	76		30 - 140
PCB-169L	93		30 - 140
PCB-188L	44		30 - 140
PCB-189L	66		30 - 140
PCB-202L	53		30 - 140
PCB-205L	85		30 - 140
PCB-206L	96		30 - 140
PCB-208L	72		30 - 140
PCB-209L	104		30 - 140

Surrogate	LCSD		Limits
	%Recovery	Qualifier	
PCB-28L	87		40 - 125
PCB-111L	104		40 - 125
PCB-178L	90		40 - 125

QC Association Summary

Client: Eurofins Environment Testing South Central LLC
Project/Site: 2312898

Job ID: 320-108192-1

Specialty Organics

Prep Batch: 732336

Lab Sample ID	Client Sample ID	Prep Type	Matrix	Method	Prep Batch
320-108192-1	2312898-001 - R6 North-20231213	Total/NA	Water	HRMS-Sep	
320-108192-2	2312898-002 - R6South-20231214	Total/NA	Water	HRMS-Sep	
MB 320-732336/1-A	Method Blank	Total/NA	Water	HRMS-Sep	
LCS 320-732336/2-A	Lab Control Sample	Total/NA	Water	HRMS-Sep	
LCSD 320-732336/3-A	Lab Control Sample Dup	Total/NA	Water	HRMS-Sep	

Analysis Batch: 733676

Lab Sample ID	Client Sample ID	Prep Type	Matrix	Method	Prep Batch
MB 320-732336/1-A	Method Blank	Total/NA	Water	1668A	732336
LCS 320-732336/2-A	Lab Control Sample	Total/NA	Water	1668A	732336
LCSD 320-732336/3-A	Lab Control Sample Dup	Total/NA	Water	1668A	732336

Analysis Batch: 734754

Lab Sample ID	Client Sample ID	Prep Type	Matrix	Method	Prep Batch
320-108192-1	2312898-001 - R6 North-20231213	Total/NA	Water	1668A	732336
320-108192-2	2312898-002 - R6South-20231214	Total/NA	Water	1668A	732336

Lab Chronicle

Client: Eurofins Environment Testing South Central LLC
 Project/Site: 2312898

Job ID: 320-108192-1

Client Sample ID: 2312898-001 - R6 North-20231213

Lab Sample ID: 320-108192-1

Date Collected: 12/13/23 12:00

Matrix: Water

Date Received: 12/19/23 09:30

Prep Type	Batch Type	Batch Method	Run	Dil Factor	Initial Amount	Final Amount	Batch Number	Prepared or Analyzed	Analyst	Lab
Total/NA	Prep	HRMS-Sep			1017.7 mL	20.0 uL	732336	01/10/24 07:52	GSH	EET SAC
Total/NA	Analysis	1668A		1	1 mL	1 mL	734754	01/19/24 18:05	JBC	EET SAC

Client Sample ID: 2312898-002 - R6South-20231214

Lab Sample ID: 320-108192-2

Date Collected: 12/14/23 14:45

Matrix: Water

Date Received: 12/19/23 09:30

Prep Type	Batch Type	Batch Method	Run	Dil Factor	Initial Amount	Final Amount	Batch Number	Prepared or Analyzed	Analyst	Lab
Total/NA	Prep	HRMS-Sep			961.3 mL	20.0 uL	732336	01/10/24 07:52	GSH	EET SAC
Total/NA	Analysis	1668A		1	1 mL	1 mL	734754	01/19/24 19:07	JBC	EET SAC

Laboratory References:

EET SAC = Eurofins Sacramento, 880 Riverside Parkway, West Sacramento, CA 95605, TEL (916)373-5600



Accreditation/Certification Summary

Client: Eurofins Environment Testing South Central LLC
 Project/Site: 2312898

Job ID: 320-108192-1

Laboratory: Eurofins Sacramento

All accreditations/certifications held by this laboratory are listed. Not all accreditations/certifications are applicable to this report.

Authority	Program	Identification Number	Expiration Date
Alaska (UST)	State	17-020	02-20-24
ANAB	Dept. of Defense ELAP	L2468	01-20-27
ANAB	Dept. of Energy	L2468.01	01-20-27
ANAB	ISO/IEC 17025	L2468	01-20-24
Arizona	State	AZ0708	08-11-24
Arkansas DEQ	State	88-0691	05-18-24
California	State	2897	01-22-24
Colorado	State	CA00044	08-31-24
Florida	NELAP	E87570	06-30-24
Georgia	State	4040	01-29-24
Hawaii	State	<cert No.>	01-29-24
Illinois	NELAP	200060	03-17-24
Kansas	NELAP	E-10375	10-31-24
Louisiana (All)	NELAP	01944	06-30-24
Maine	State	CA00004	04-14-24
Michigan	State	9947	01-31-24
Nevada	State	CA00044	07-31-24
New Hampshire	NELAP	2997	04-18-24
New Jersey	NELAP	CA005	06-30-24
New York	NELAP	11666	04-01-24
Ohio	State	41252	01-29-24
Oregon	NELAP	4040	01-29-24
Texas	NELAP	T104704399-23-17	05-31-24
US Fish & Wildlife	US Federal Programs	58448	04-30-24
USDA	US Federal Programs	P330-18-00239	02-28-26
Utah	NELAP	CA000442023-16	02-29-24
Virginia	NELAP	460278	03-14-24
Washington	State	C581	05-05-24
West Virginia (DW)	State	9930C	01-31-25
Wisconsin	State	998204680	08-31-24
Wyoming	State Program	8TMS-L	01-28-19 *

* Accreditation/Certification renewal pending - accreditation/certification considered valid.



Method Summary

Client: Eurofins Environment Testing South Central LLC
Project/Site: 2312898

Job ID: 320-108192-1

Method	Method Description	Protocol	Laboratory
1668A	Chlorinated Biphenyl Congeners (HRGC/HRMS)	EPA	EET SAC
HRMS-Sep	Separatory Funnel (Liquid-Liquid) Extraction	EPA	EET SAC

Protocol References:

EPA = US Environmental Protection Agency

Laboratory References:

EET SAC = Eurofins Sacramento, 880 Riverside Parkway, West Sacramento, CA 95605, TEL (916)373-5600

- 1
- 2
- 3
- 4
- 5
- 6
- 7
- 8
- 9
- 10
- 11
- 12
- 13
- 14
- 15
- 16

Sample Summary

Client: Eurofins Environment Testing South Central LLC
Project/Site: 2312898

Job ID: 320-108192-1

Lab Sample ID	Client Sample ID	Matrix	Collected	Received
320-108192-1	2312898-001 - R6 North-20231213	Water	12/13/23 12:00	12/19/23 09:30
320-108192-2	2312898-002 - R6South-20231214	Water	12/14/23 14:45	12/19/23 09:30

- 1
- 2
- 3
- 4
- 5
- 6
- 7
- 8
- 9
- 10
- 11
- 12
- 13
- 14
- 15
- 16

SUB CONTRACTOR: Eurofins Sacramento COMPANY				PHONE: (916) 373-5600		FAX:	
ADDRESS: 880 Riverside Parkway				ACCOUNT #:		EMAIL:	
CITY STATE, ZIP: West Sacramento, CA 95605							
ITEM	SAMPLE	CLIENT SAMPLE ID	BOTTLE TYPE	MATRIX	COLLECTION DATE	# CONTAINERS	ANALYTICAL COMMENTS
1	2312898-001L	R6 North-20231213	1LAMGU	Aqueous	12/13/2023 12 00 00 PM	1	PCBS 1668 -Pease Apply ICO Prncng-
2	2312898-002L	R6South-20231214	1LAMGU	Aqueous	12/14/2023 2.45 00 PM	1	PCBS 1668 -Pease Apply ICO Prncng-



320-108192 Chain of Custody

SPECIAL INSTRUCTIONS / COMMENTS:

Include the LAB ID and CLIENT SAMPLE ID on final reports. Email results to Hall.Lab@et.eurofinsus.com. For Questions email Hall.samplecontrol@et.eurofinsus.com. Please return all coolers and blue ice. Thank you.

0.8°C

Relinquished By: <i>CM</i>	Date: 12/15/2023	Time: 8:48 AM	Received By: <i>Alexis Hemphill</i>	Date: 12/19/23	Time: 9:30	REPORT TRANSMITTAL DESIRED: <input type="checkbox"/> HARDCOPY (extra cost) <input type="checkbox"/> FAX <input type="checkbox"/> EMAIL <input type="checkbox"/> ONLINE FOR LAB USE ONLY Temp of samples _____ °C Attempt to Cool? _____ Comments: _____
Relinquished By:	Date:	Time:	Received By:	Date:	Time:	
Relinquished By:	Date:	Time:	Received By:	Date:	Time:	
TAT: Standard <input checked="" type="checkbox"/> RUSH Next BD <input type="checkbox"/> 2nd BD <input type="checkbox"/> 3rd BD <input type="checkbox"/>						





Environment Testing

Sacramento Sample Receiving Notes (SSRN)

Loc 320
108192

Tracking # 7745 2906 7909

Job _____

SO / FO / SAT / 2-Day / Ground / UPS / CDO / Courier
GSL / OnTrac / Goldstreak / USPS / Other _____

Use this form to record Sample Custody Seal, Cooler Custody Seal, Temperature & corrected Temperature & other observations
File in the job folder with the COC.

Therm. ID: L-09 Corr. Factor: (+/-) NA °C

Ice _____ Wet _____ Gel Other _____

Cooler Custody Seal NA

Cooler ID. NA

Temp Observed: 0.8 °C Corrected: 0.8 °C
From Temp Blank Sample

Opening/Processing The Shipment	Yes	No	NA
Cooler compromised/tampered with?	<input type="checkbox"/>	<input checked="" type="checkbox"/>	<input type="checkbox"/>
Cooler Temperature is acceptable?	<input checked="" type="checkbox"/>	<input type="checkbox"/>	<input type="checkbox"/>
Frozen samples show signs of thaw?	<input type="checkbox"/>	<input type="checkbox"/>	<input checked="" type="checkbox"/>

Initials DWH Date 12/19/23

Unpacking/Labeling The Samples	Yes	No	NA
Containers are not broken or leaking?	<input checked="" type="checkbox"/>	<input type="checkbox"/>	<input type="checkbox"/>
Samples compromised/tampered with?	<input type="checkbox"/>	<input checked="" type="checkbox"/>	<input type="checkbox"/>
COC is complete w/o discrepancies	<input checked="" type="checkbox"/>	<input type="checkbox"/>	<input type="checkbox"/>
Sample custody seal?	<input type="checkbox"/>	<input checked="" type="checkbox"/>	<input type="checkbox"/>
Sample containers have legible labels?	<input checked="" type="checkbox"/>	<input type="checkbox"/>	<input type="checkbox"/>
Sample date/times are provided?	<input checked="" type="checkbox"/>	<input type="checkbox"/>	<input type="checkbox"/>
Appropriate containers are used?	<input checked="" type="checkbox"/>	<input type="checkbox"/>	<input type="checkbox"/>
Sample bottles are completely filled?	<input checked="" type="checkbox"/>	<input type="checkbox"/>	<input type="checkbox"/>
Sample preservatives verified?	<input type="checkbox"/>	<input checked="" type="checkbox"/>	<input type="checkbox"/>
Is the Field Sampler's name on COC?	<input type="checkbox"/>	<input checked="" type="checkbox"/>	<input type="checkbox"/>
Samples w/o discrepancies?	<input checked="" type="checkbox"/>	<input type="checkbox"/>	<input type="checkbox"/>
Zero headspace?*	<input type="checkbox"/>	<input type="checkbox"/>	<input checked="" type="checkbox"/>
Alkalinity has no headspace?	<input type="checkbox"/>	<input type="checkbox"/>	<input checked="" type="checkbox"/>
Perchlorate has headspace? (Methods 314, 331, 6850)	<input type="checkbox"/>	<input type="checkbox"/>	<input checked="" type="checkbox"/>
Multiphasic samples are not present?	<input checked="" type="checkbox"/>	<input type="checkbox"/>	<input type="checkbox"/>

*Containers requiring zero headspace have no headspace, or bubble < 6 mm (1/4")

Initials SP Date 12-19-23

Notes: _____

Trizma Lot #(s): _____

Ammonium Acetate Lot #(s): _____

Login Completion	Yes	No	NA
Receipt Temperature on COC?	<input checked="" type="checkbox"/>	<input type="checkbox"/>	<input type="checkbox"/>
NCM Filed?	<input type="checkbox"/>	<input type="checkbox"/>	<input checked="" type="checkbox"/>
Samples received within hold time?	<input checked="" type="checkbox"/>	<input type="checkbox"/>	<input type="checkbox"/>
Log Release checked in TALS?	<input checked="" type="checkbox"/>	<input type="checkbox"/>	<input type="checkbox"/>

Initials W4C Date 12-19-23



Login Sample Receipt Checklist

Client: Eurofins Environment Testing South Central LLC

Job Number: 320-108192-1

Login Number: 108192

List Source: Eurofins Sacramento

List Number: 1

Creator: Oropeza, Salvador

Question	Answer	Comment
Radioactivity wasn't checked or is \leq background as measured by a survey meter.	True	REFER TO SSRN
The cooler's custody seal, if present, is intact.	N/A	
Sample custody seals, if present, are intact.	N/A	
The cooler or samples do not appear to have been compromised or tampered with.	N/A	
Samples were received on ice.	N/A	
Cooler Temperature is acceptable.	N/A	
Cooler Temperature is recorded.	N/A	
COC is present.	N/A	
COC is filled out in ink and legible.	N/A	
COC is filled out with all pertinent information.	N/A	
Is the Field Sampler's name present on COC?	N/A	
There are no discrepancies between the containers received and the COC.	N/A	
Samples are received within Holding Time (excluding tests with immediate HTs)	N/A	
Sample containers have legible labels.	N/A	
Containers are not broken or leaking.	N/A	
Sample collection date/times are provided.	N/A	
Appropriate sample containers are used.	N/A	
Sample bottles are completely filled.	N/A	
Sample Preservation Verified.	N/A	
There is sufficient vol. for all requested analyses, incl. any requested MS/MSDs	N/A	
Containers requiring zero headspace have no headspace or bubble is <math><6\text{mm}</math> (1/4").	N/A	
Multiphasic samples are not present.	N/A	
Samples do not require splitting or compositing.	N/A	
Residual Chlorine Checked.	N/A	

QC SUMMARY REPORT

Hall Environmental Analysis Laboratory, Inc.

WO#: 2312898

05-Mar-24

Client: AMAFCA
Project: CMC FY24 Dry

Sample ID: MB-79435	SampType: MBLK	TestCode: EPA Method 1664B								
Client ID: PBW	Batch ID: 79435	RunNo: 101935								
Prep Date: 12/18/2023	Analysis Date: 12/19/2023	SeqNo: 3760234	Units: mg/L							
Analyte	Result	PQL	SPK value	SPK Ref Val	%REC	LowLimit	HighLimit	%RPD	RPDLimit	Qual
N-Hexane Extractable Material	ND	10.0								

Sample ID: LCS-79435	SampType: LCS	TestCode: EPA Method 1664B								
Client ID: LCSW	Batch ID: 79435	RunNo: 101935								
Prep Date: 12/18/2023	Analysis Date: 12/19/2023	SeqNo: 3760235	Units: mg/L							
Analyte	Result	PQL	SPK value	SPK Ref Val	%REC	LowLimit	HighLimit	%RPD	RPDLimit	Qual
N-Hexane Extractable Material	37.6	10.0	40.00	0	94.0	78	114			

Sample ID: LCSD-79435	SampType: LCSD	TestCode: EPA Method 1664B								
Client ID: LCSS02	Batch ID: 79435	RunNo: 101935								
Prep Date: 12/18/2023	Analysis Date: 12/19/2023	SeqNo: 3760236	Units: mg/L							
Analyte	Result	PQL	SPK value	SPK Ref Val	%REC	LowLimit	HighLimit	%RPD	RPDLimit	Qual
N-Hexane Extractable Material	36.2	10.0	40.00	0	90.5	78	114	3.79	20	

Qualifiers:

- * Value exceeds Maximum Contaminant Level.
- D Sample Diluted Due to Matrix
- H Holding times for preparation or analysis exceeded
- ND Not Detected at the Reporting Limit
- PQL Practical Quantitative Limit
- S % Recovery outside of standard limits. If undiluted results may be estimated.
- B Analyte detected in the associated Method Blank
- E Above Quantitation Range/Estimated Value
- J Analyte detected below quantitation limits
- P Sample pH Not In Range
- RL Reporting Limit

QC SUMMARY REPORT

Hall Environmental Analysis Laboratory, Inc.

WO#: 2312898

05-Mar-24

Client: AMAFCA
Project: CMC FY24 Dry

Sample ID: MB-79508	SampType: MBLK	TestCode: EPA Method 200.7: Metals								
Client ID: PBW	Batch ID: 79508	RunNo: 102210								
Prep Date: 12/19/2023	Analysis Date: 1/2/2024	SeqNo: 3773160	Units: mg/L							
Analyte	Result	PQL	SPK value	SPK Ref Val	%REC	LowLimit	HighLimit	%RPD	RPDLimit	Qual
Calcium	ND	1.0								
Magnesium	ND	1.0								

Sample ID: LCSLL-79508	SampType: LCSLL	TestCode: EPA Method 200.7: Metals								
Client ID: BatchQC	Batch ID: 79508	RunNo: 102210								
Prep Date: 12/19/2023	Analysis Date: 1/2/2024	SeqNo: 3773161	Units: mg/L							
Analyte	Result	PQL	SPK value	SPK Ref Val	%REC	LowLimit	HighLimit	%RPD	RPDLimit	Qual
Calcium	0.55	1.0	0.5000	0	110	50	150			J
Magnesium	0.53	1.0	0.5000	0	107	50	150			J

Sample ID: LCS-79508	SampType: LCS	TestCode: EPA Method 200.7: Metals								
Client ID: LCSW	Batch ID: 79508	RunNo: 102210								
Prep Date: 12/19/2023	Analysis Date: 1/2/2024	SeqNo: 3773162	Units: mg/L							
Analyte	Result	PQL	SPK value	SPK Ref Val	%REC	LowLimit	HighLimit	%RPD	RPDLimit	Qual
Calcium	54	1.0	50.00	0	109	85	115			
Magnesium	52	1.0	50.00	0	104	85	115			

Qualifiers:

- * Value exceeds Maximum Contaminant Level.
- D Sample Diluted Due to Matrix
- H Holding times for preparation or analysis exceeded
- ND Not Detected at the Reporting Limit
- PQL Practical Quantitative Limit
- S % Recovery outside of standard limits. If undiluted results may be estimated.
- B Analyte detected in the associated Method Blank
- E Above Quantitation Range/Estimated Value
- J Analyte detected below quantitation limits
- P Sample pH Not In Range
- RL Reporting Limit

QC SUMMARY REPORT

Hall Environmental Analysis Laboratory, Inc.

WO#: 2312898

05-Mar-24

Client: AMAFCA
Project: CMC FY24 Dry

Sample ID: MB	SampType: MBLK	TestCode: EPA 200.8: Dissolved Metals								
Client ID: PBW	Batch ID: B101952	RunNo: 101952								
Prep Date:	Analysis Date: 12/19/2023	SeqNo: 3760683			Units: mg/L					
Analyte	Result	PQL	SPK value	SPK Ref Val	%REC	LowLimit	HighLimit	%RPD	RPDLimit	Qual
Copper	ND	0.00050								
Lead	ND	0.00050								

Sample ID: LCSLL	SampType: LCSLL	TestCode: EPA 200.8: Dissolved Metals								
Client ID: BatchQC	Batch ID: B101952	RunNo: 101952								
Prep Date:	Analysis Date: 12/19/2023	SeqNo: 3760684			Units: mg/L					
Analyte	Result	PQL	SPK value	SPK Ref Val	%REC	LowLimit	HighLimit	%RPD	RPDLimit	Qual
Lead	0.00051	0.00050	0.0005000	0	103	50	150			

Sample ID: LCS	SampType: LCS	TestCode: EPA 200.8: Dissolved Metals								
Client ID: LCSW	Batch ID: B101952	RunNo: 101952								
Prep Date:	Analysis Date: 12/19/2023	SeqNo: 3760686			Units: mg/L					
Analyte	Result	PQL	SPK value	SPK Ref Val	%REC	LowLimit	HighLimit	%RPD	RPDLimit	Qual
Copper	0.024	0.00050	0.02500	0	94.4	85	115			
Lead	0.012	0.00050	0.01250	0	97.8	85	115			

Sample ID: LCSLLB	SampType: LCSLL	TestCode: EPA 200.8: Dissolved Metals								
Client ID: BatchQC	Batch ID: B101952	RunNo: 101952								
Prep Date:	Analysis Date: 12/19/2023	SeqNo: 3760688			Units: mg/L					
Analyte	Result	PQL	SPK value	SPK Ref Val	%REC	LowLimit	HighLimit	%RPD	RPDLimit	Qual
Copper	0.00052	0.00050	0.0005000	0	104	50	150			

Qualifiers:

- * Value exceeds Maximum Contaminant Level.
- D Sample Diluted Due to Matrix
- H Holding times for preparation or analysis exceeded
- ND Not Detected at the Reporting Limit
- PQL Practical Quantitative Limit
- S % Recovery outside of standard limits. If undiluted results may be estimated.
- B Analyte detected in the associated Method Blank
- E Above Quantitation Range/Estimated Value
- J Analyte detected below quantitation limits
- P Sample pH Not In Range
- RL Reporting Limit

QC SUMMARY REPORT

Hall Environmental Analysis Laboratory, Inc.

WO#: 2312898

05-Mar-24

Client: AMAFCA
Project: CMC FY24 Dry

Sample ID: MB	SampType: MBLK	TestCode: EPA Method 300.0: Anions								
Client ID: PBW	Batch ID: R101967	RunNo: 101967								
Prep Date:	Analysis Date: 12/19/2023	SeqNo: 3762466			Units: mg/L					
Analyte	Result	PQL	SPK value	SPK Ref Val	%REC	LowLimit	HighLimit	%RPD	RPDLimit	Qual
Nitrate+Nitrite as N	ND	0.20								

Sample ID: LCS	SampType: LCS	TestCode: EPA Method 300.0: Anions								
Client ID: LCSW	Batch ID: R101967	RunNo: 101967								
Prep Date:	Analysis Date: 12/19/2023	SeqNo: 3762467			Units: mg/L					
Analyte	Result	PQL	SPK value	SPK Ref Val	%REC	LowLimit	HighLimit	%RPD	RPDLimit	Qual
Nitrate+Nitrite as N	3.5	0.20	3.500	0	100	90	110			

Sample ID: MB	SampType: MBLK	TestCode: EPA Method 300.0: Anions								
Client ID: PBW	Batch ID: R101967	RunNo: 101967								
Prep Date:	Analysis Date: 12/19/2023	SeqNo: 3762506			Units: mg/L					
Analyte	Result	PQL	SPK value	SPK Ref Val	%REC	LowLimit	HighLimit	%RPD	RPDLimit	Qual
Nitrate+Nitrite as N	ND	0.20								

Sample ID: LCS	SampType: LCS	TestCode: EPA Method 300.0: Anions								
Client ID: LCSW	Batch ID: R101967	RunNo: 101967								
Prep Date:	Analysis Date: 12/19/2023	SeqNo: 3762508			Units: mg/L					
Analyte	Result	PQL	SPK value	SPK Ref Val	%REC	LowLimit	HighLimit	%RPD	RPDLimit	Qual
Nitrate+Nitrite as N	3.4	0.20	3.500	0	97.8	90	110			

Qualifiers:

- * Value exceeds Maximum Contaminant Level.
- D Sample Diluted Due to Matrix
- H Holding times for preparation or analysis exceeded
- ND Not Detected at the Reporting Limit
- PQL Practical Quantitative Limit
- S % Recovery outside of standard limits. If undiluted results may be estimated.
- B Analyte detected in the associated Method Blank
- E Above Quantitation Range/Estimated Value
- J Analyte detected below quantitation limits
- P Sample pH Not In Range
- RL Reporting Limit

QC SUMMARY REPORT

Hall Environmental Analysis Laboratory, Inc.

WO#: 2312898

05-Mar-24

Client: AMAFCA
Project: CMC FY24 Dry

Sample ID: MB-79411	SampType: MBLK	TestCode: SM5210B: BOD								
Client ID: PBW	Batch ID: 79411	RunNo: 101973								
Prep Date: 12/15/2023	Analysis Date: 12/20/2023	SeqNo: 3762618	Units: mg/L							
Analyte	Result	PQL	SPK value	SPK Ref Val	%REC	LowLimit	HighLimit	%RPD	RPDLimit	Qual
Biochemical Oxygen Demand	ND	2.00								

Sample ID: LCS-79411	SampType: LCS	TestCode: SM5210B: BOD								
Client ID: LCSW	Batch ID: 79411	RunNo: 101973								
Prep Date: 12/15/2023	Analysis Date: 12/20/2023	SeqNo: 3762619	Units: mg/L							
Analyte	Result	PQL	SPK value	SPK Ref Val	%REC	LowLimit	HighLimit	%RPD	RPDLimit	Qual
Biochemical Oxygen Demand	141	2.00	198.0	0	71.2	84.6	115.4			S

Sample ID: 2312898-002BDUP	SampType: DUP	TestCode: SM5210B: BOD								
Client ID: R6South-20231214	Batch ID: 79411	RunNo: 101973								
Prep Date: 12/15/2023	Analysis Date: 12/20/2023	SeqNo: 3762622	Units: mg/L							
Analyte	Result	PQL	SPK value	SPK Ref Val	%REC	LowLimit	HighLimit	%RPD	RPDLimit	Qual
Biochemical Oxygen Demand	ation <2.0	2.00						0	20	

Qualifiers:

- * Value exceeds Maximum Contaminant Level.
- D Sample Diluted Due to Matrix
- H Holding times for preparation or analysis exceeded
- ND Not Detected at the Reporting Limit
- PQL Practical Quantitative Limit
- S % Recovery outside of standard limits. If undiluted results may be estimated.
- B Analyte detected in the associated Method Blank
- E Above Quantitation Range/Estimated Value
- J Analyte detected below quantitation limits
- P Sample pH Not In Range
- RL Reporting Limit

QC SUMMARY REPORT

Hall Environmental Analysis Laboratory, Inc.

WO#: 2312898

05-Mar-24

Client: AMAFCA
Project: CMC FY24 Dry

Sample ID: MB-79689	SampType: MBLK	TestCode: SM5220D: COD								
Client ID: PBW	Batch ID: 79689	RunNo: 102200								
Prep Date: 1/2/2024	Analysis Date: 1/3/2024	SeqNo: 3773398	Units: mg/L							
Analyte	Result	PQL	SPK value	SPK Ref Val	%REC	LowLimit	HighLimit	%RPD	RPDLimit	Qual
Chemical Oxygen Demand	ND	50.0								

Sample ID: LCS-79689	SampType: LCS	TestCode: SM5220D: COD								
Client ID: LCSW	Batch ID: 79689	RunNo: 102200								
Prep Date: 1/2/2024	Analysis Date: 1/3/2024	SeqNo: 3773399	Units: mg/L							
Analyte	Result	PQL	SPK value	SPK Ref Val	%REC	LowLimit	HighLimit	%RPD	RPDLimit	Qual
Chemical Oxygen Demand	487	50.0	500.0	0	97.4	90	110			

Sample ID: LCSLL-79689	SampType: LCSLL	TestCode: SM5220D: COD								
Client ID: BatchQC	Batch ID: 79689	RunNo: 102200								
Prep Date: 1/2/2024	Analysis Date: 1/3/2024	SeqNo: 3773400	Units: mg/L							
Analyte	Result	PQL	SPK value	SPK Ref Val	%REC	LowLimit	HighLimit	%RPD	RPDLimit	Qual
Chemical Oxygen Demand	49.8	50.0	50.00	0	99.5	50	150			J

Sample ID: 2312898-001HMS	SampType: MS	TestCode: SM5220D: COD								
Client ID: R6 North-20231213	Batch ID: 79689	RunNo: 102200								
Prep Date: 1/2/2024	Analysis Date: 1/3/2024	SeqNo: 3773411	Units: mg/L							
Analyte	Result	PQL	SPK value	SPK Ref Val	%REC	LowLimit	HighLimit	%RPD	RPDLimit	Qual
Chemical Oxygen Demand	495	50.0	500.0	110.3	77.0	90	110			S

Sample ID: 2312898-001HMSD	SampType: MSD	TestCode: SM5220D: COD								
Client ID: R6 North-20231213	Batch ID: 79689	RunNo: 102200								
Prep Date: 1/2/2024	Analysis Date: 1/3/2024	SeqNo: 3773412	Units: mg/L							
Analyte	Result	PQL	SPK value	SPK Ref Val	%REC	LowLimit	HighLimit	%RPD	RPDLimit	Qual
Chemical Oxygen Demand	491	50.0	500.0	110.3	76.2	90	110	0.877	20	S

Qualifiers:

- * Value exceeds Maximum Contaminant Level.
- D Sample Diluted Due to Matrix
- H Holding times for preparation or analysis exceeded
- ND Not Detected at the Reporting Limit
- PQL Practical Quantitative Limit
- S % Recovery outside of standard limits. If undiluted results may be estimated.
- B Analyte detected in the associated Method Blank
- E Above Quantitation Range/Estimated Value
- J Analyte detected below quantitation limits
- P Sample pH Not In Range
- RL Reporting Limit

QC SUMMARY REPORT

Hall Environmental Analysis Laboratory, Inc.

WO#: 2312898

05-Mar-24

Client: AMAFCA
Project: CMC FY24 Dry

Sample ID: MB-79402	SampType: MBLK	TestCode: SM 9223B Fecal Indicator: E. coli MPN								
Client ID: PBW	Batch ID: 79402	RunNo: 101861								
Prep Date: 12/14/2023	Analysis Date: 12/15/2023	SeqNo: 3755840	Units: MPN/100mL							
Analyte	Result	PQL	SPK value	SPK Ref Val	%REC	LowLimit	HighLimit	%RPD	RPDLimit	Qual
E. Coli	<1	1.000								

Qualifiers:

- * Value exceeds Maximum Contaminant Level.
- D Sample Diluted Due to Matrix
- H Holding times for preparation or analysis exceeded
- ND Not Detected at the Reporting Limit
- PQL Practical Quantitative Limit
- S % Recovery outside of standard limits. If undiluted results may be estimated.
- B Analyte detected in the associated Method Blank
- E Above Quantitation Range/Estimated Value
- J Analyte detected below quantitation limits
- P Sample pH Not In Range
- RL Reporting Limit

QC SUMMARY REPORT

Hall Environmental Analysis Laboratory, Inc.

WO#: 2312898

05-Mar-24

Client: AMAFCA
Project: CMC FY24 Dry

Sample ID: MB	SampType: MBLK	TestCode: SM 4500 NH3: Ammonia								
Client ID: PBW	Batch ID: R102011	RunNo: 102011								
Prep Date:	Analysis Date: 12/21/2023	SeqNo: 3764147			Units: mg/L					
Analyte	Result	PQL	SPK value	SPK Ref Val	%REC	LowLimit	HighLimit	%RPD	RPDLimit	Qual
Nitrogen, Ammonia	ND	1.0								

Sample ID: LCS	SampType: LCS	TestCode: SM 4500 NH3: Ammonia								
Client ID: LCSW	Batch ID: R102011	RunNo: 102011								
Prep Date:	Analysis Date: 12/21/2023	SeqNo: 3764148			Units: mg/L					
Analyte	Result	PQL	SPK value	SPK Ref Val	%REC	LowLimit	HighLimit	%RPD	RPDLimit	Qual
Nitrogen, Ammonia	10	1.0	10.00	0	104	80	120			

Qualifiers:

- * Value exceeds Maximum Contaminant Level.
- D Sample Diluted Due to Matrix
- H Holding times for preparation or analysis exceeded
- ND Not Detected at the Reporting Limit
- PQL Practical Quantitative Limit
- S % Recovery outside of standard limits. If undiluted results may be estimated.
- B Analyte detected in the associated Method Blank
- E Above Quantitation Range/Estimated Value
- J Analyte detected below quantitation limits
- P Sample pH Not In Range
- RL Reporting Limit

QC SUMMARY REPORT

Hall Environmental Analysis Laboratory, Inc.

WO#: 2312898

05-Mar-24

Client: AMAFCA
Project: CMC FY24 Dry

Sample ID: MB-79761	SampType: mblk	TestCode: EPA Method 365.1: Total Phosphorous								
Client ID: PBW	Batch ID: 79761	RunNo: 102279								
Prep Date: 1/6/2024	Analysis Date: 1/6/2024	SeqNo: 3776277	Units: mg/L							
Analyte	Result	PQL	SPK value	SPK Ref Val	%REC	LowLimit	HighLimit	%RPD	RPDLimit	Qual
Phosphorus, Total (As P)	ND	0.050								

Sample ID: LCS-79761	SampType: LCS	TestCode: EPA Method 365.1: Total Phosphorous								
Client ID: LCSW	Batch ID: 79761	RunNo: 102279								
Prep Date: 1/6/2024	Analysis Date: 1/6/2024	SeqNo: 3776278	Units: mg/L							
Analyte	Result	PQL	SPK value	SPK Ref Val	%REC	LowLimit	HighLimit	%RPD	RPDLimit	Qual
Phosphorus, Total (As P)	0.25	0.050	0.2500	0	100	90	110			

Qualifiers:

- * Value exceeds Maximum Contaminant Level.
- D Sample Diluted Due to Matrix
- H Holding times for preparation or analysis exceeded
- ND Not Detected at the Reporting Limit
- PQL Practical Quantitative Limit
- S % Recovery outside of standard limits. If undiluted results may be estimated.
- B Analyte detected in the associated Method Blank
- E Above Quantitation Range/Estimated Value
- J Analyte detected below quantitation limits
- P Sample pH Not In Range
- RL Reporting Limit

QC SUMMARY REPORT

Hall Environmental Analysis Laboratory, Inc.

WO#: 2312898

05-Mar-24

Client: AMAFCA
Project: CMC FY24 Dry

Sample ID: MB-79518	SampType: MBLK	TestCode: SM2540C MOD: Total Dissolved Solids								
Client ID: PBW	Batch ID: 79518	RunNo: 102025								
Prep Date: 12/20/2023	Analysis Date: 12/21/2023	SeqNo: 3764700	Units: mg/L							
Analyte	Result	PQL	SPK value	SPK Ref Val	%REC	LowLimit	HighLimit	%RPD	RPDLimit	Qual
Total Dissolved Solids	ND	50.0								

Sample ID: LCS-79518	SampType: LCS	TestCode: SM2540C MOD: Total Dissolved Solids								
Client ID: LCSW	Batch ID: 79518	RunNo: 102025								
Prep Date: 12/20/2023	Analysis Date: 12/21/2023	SeqNo: 3764701	Units: mg/L							
Analyte	Result	PQL	SPK value	SPK Ref Val	%REC	LowLimit	HighLimit	%RPD	RPDLimit	Qual
Total Dissolved Solids	995	50.0	1000	0	99.5	80	120			

Sample ID: 2312898-001DDUP	SampType: DUP	TestCode: SM2540C MOD: Total Dissolved Solids								
Client ID: R6 North-20231213	Batch ID: 79518	RunNo: 102025								
Prep Date: 12/20/2023	Analysis Date: 12/21/2023	SeqNo: 3764719	Units: mg/L							
Analyte	Result	PQL	SPK value	SPK Ref Val	%REC	LowLimit	HighLimit	%RPD	RPDLimit	Qual
Total Dissolved Solids	202	50.0						0.985	10	

Qualifiers:

- * Value exceeds Maximum Contaminant Level.
- D Sample Diluted Due to Matrix
- H Holding times for preparation or analysis exceeded
- ND Not Detected at the Reporting Limit
- PQL Practical Quantitative Limit
- S % Recovery outside of standard limits. If undiluted results may be estimated.
- B Analyte detected in the associated Method Blank
- E Above Quantitation Range/Estimated Value
- J Analyte detected below quantitation limits
- P Sample pH Not In Range
- RL Reporting Limit

QC SUMMARY REPORT

Hall Environmental Analysis Laboratory, Inc.

WO#: 2312898

05-Mar-24

Client: AMAFCA
Project: CMC FY24 Dry

Sample ID: MB-79864	SampType: MBLK	TestCode: EPA 351.2: TKN								
Client ID: PBW	Batch ID: 79864	RunNo: 102531								
Prep Date: 1/11/2024	Analysis Date: 1/13/2024	SeqNo: 3787319	Units: mg/L							
Analyte	Result	PQL	SPK value	SPK Ref Val	%REC	LowLimit	HighLimit	%RPD	RPDLimit	Qual
Nitrogen, Kjeldahl, Total	ND	0.50								

Sample ID: LCSLL-79864	SampType: LCSLL	TestCode: EPA 351.2: TKN								
Client ID: BatchQC	Batch ID: 79864	RunNo: 102531								
Prep Date: 1/11/2024	Analysis Date: 1/13/2024	SeqNo: 3787320	Units: mg/L							
Analyte	Result	PQL	SPK value	SPK Ref Val	%REC	LowLimit	HighLimit	%RPD	RPDLimit	Qual
Nitrogen, Kjeldahl, Total	0.28	0	0.5000	0	55.1	50	150			

Sample ID: LCS-79864	SampType: LCS	TestCode: EPA 351.2: TKN								
Client ID: LCSW	Batch ID: 79864	RunNo: 102531								
Prep Date: 1/11/2024	Analysis Date: 1/13/2024	SeqNo: 3787321	Units: mg/L							
Analyte	Result	PQL	SPK value	SPK Ref Val	%REC	LowLimit	HighLimit	%RPD	RPDLimit	Qual
Nitrogen, Kjeldahl, Total	9.5	0.50	10.00	0	95.2	90	110			

Sample ID: 2312898-001DMS	SampType: MS	TestCode: EPA 351.2: TKN								
Client ID: R6 North-20231213	Batch ID: 79864	RunNo: 102531								
Prep Date: 1/11/2024	Analysis Date: 1/13/2024	SeqNo: 3787323	Units: mg/L							
Analyte	Result	PQL	SPK value	SPK Ref Val	%REC	LowLimit	HighLimit	%RPD	RPDLimit	Qual
Nitrogen, Kjeldahl, Total	10	0.50	10.00	0	102	90	110			H

Sample ID: 2312898-001DMSD	SampType: MSD	TestCode: EPA 351.2: TKN								
Client ID: R6 North-20231213	Batch ID: 79864	RunNo: 102531								
Prep Date: 1/11/2024	Analysis Date: 1/13/2024	SeqNo: 3787324	Units: mg/L							
Analyte	Result	PQL	SPK value	SPK Ref Val	%REC	LowLimit	HighLimit	%RPD	RPDLimit	Qual
Nitrogen, Kjeldahl, Total	11	0.50	10.00	0	106	90	110	3.87	20	H

Qualifiers:

- * Value exceeds Maximum Contaminant Level.
- D Sample Diluted Due to Matrix
- H Holding times for preparation or analysis exceeded
- ND Not Detected at the Reporting Limit
- PQL Practical Quantitative Limit
- S % Recovery outside of standard limits. If undiluted results may be estimated.
- B Analyte detected in the associated Method Blank
- E Above Quantitation Range/Estimated Value
- J Analyte detected below quantitation limits
- P Sample pH Not In Range
- RL Reporting Limit

QC SUMMARY REPORT

Hall Environmental Analysis Laboratory, Inc.

WO#: 2312898

05-Mar-24

Client: AMAFCA
Project: CMC FY24 Dry

Sample ID: MB-79522	SampType: MBLK	TestCode: SM 2540D: TSS								
Client ID: PBW	Batch ID: 79522	RunNo: 102014								
Prep Date: 12/20/2023	Analysis Date: 12/21/2023	SeqNo: 3764409	Units: mg/L							
Analyte	Result	PQL	SPK value	SPK Ref Val	%REC	LowLimit	HighLimit	%RPD	RPDLimit	Qual
Suspended Solids	ND	4.0								

Sample ID: LCS-79522	SampType: LCS	TestCode: SM 2540D: TSS								
Client ID: LCSW	Batch ID: 79522	RunNo: 102014								
Prep Date: 12/20/2023	Analysis Date: 12/21/2023	SeqNo: 3764410	Units: mg/L							
Analyte	Result	PQL	SPK value	SPK Ref Val	%REC	LowLimit	HighLimit	%RPD	RPDLimit	Qual
Suspended Solids	97	4.0	91.90	0	106	83.89	119.7			

Sample ID: MB-79546	SampType: MBLK	TestCode: SM 2540D: TSS								
Client ID: PBW	Batch ID: 79546	RunNo: 102038								
Prep Date: 12/21/2023	Analysis Date: 12/22/2023	SeqNo: 3765815	Units: mg/L							
Analyte	Result	PQL	SPK value	SPK Ref Val	%REC	LowLimit	HighLimit	%RPD	RPDLimit	Qual
Suspended Solids	ND	4.0								

Sample ID: LCS-79546	SampType: LCS	TestCode: SM 2540D: TSS								
Client ID: LCSW	Batch ID: 79546	RunNo: 102038								
Prep Date: 12/21/2023	Analysis Date: 12/22/2023	SeqNo: 3765816	Units: mg/L							
Analyte	Result	PQL	SPK value	SPK Ref Val	%REC	LowLimit	HighLimit	%RPD	RPDLimit	Qual
Suspended Solids	87	4.0	91.90	0	94.7	83.89	119.7			

Qualifiers:

- * Value exceeds Maximum Contaminant Level.
- D Sample Diluted Due to Matrix
- H Holding times for preparation or analysis exceeded
- ND Not Detected at the Reporting Limit
- PQL Practical Quantitative Limit
- S % Recovery outside of standard limits. If undiluted results may be estimated.
- B Analyte detected in the associated Method Blank
- E Above Quantitation Range/Estimated Value
- J Analyte detected below quantitation limits
- P Sample pH Not In Range
- RL Reporting Limit

Sample Log-In Check List

Client Name: **AMAFCA** Work Order Number: **2312898** RcptNo: **1**

Received By: **Tracy Casarrubias** 12/14/2023 4:00:00 PM
 Completed By: **Cheyenne Cason** 12/14/2023 4:12:03 PM *Chml*
 Reviewed By: **TMC** 12/14/23 *11:47* *12/15/23*

Chain of Custody

1. Is Chain of Custody complete? Yes No Not Present
 2. How was the sample delivered? Client

Log In

3. Was an attempt made to cool the samples? Yes No NA
 4. Were all samples received at a temperature of >0° C to 6.0°C Yes No NA
Samples were collected the same day and chilled.
 5. Sample(s) in proper container(s)? Yes No
 6. Sufficient sample volume for indicated test(s)? Yes No
 7. Are samples (except VOA and ONG) properly preserved? Yes No
 8. Was preservative added to bottles? Yes No NA
 9. Received at least 1 vial with headspace <1/4" for AQ VOA? Yes No NA
 10. Were any sample containers received broken? Yes No
 11. Does paperwork match bottle labels? Yes No
 (Note discrepancies on chain of custody)
 12. Are matrices correctly identified on Chain of Custody? Yes No
 13. Is it clear what analyses were requested? Yes No
 14. Were all holding times able to be met? Yes No
 (If no, notify customer for authorization.)

of preserved bottles checked for pH: 14
 (<2 or >12 unless noted)
 Adjusted? NO
 Checked by: TMC 12/15/23
 BOD/coliform: 12/14/23

Special Handling (if applicable)

15. Was client notified of all discrepancies with this order? Yes No NA

Person Notified:	<input type="text"/>	Date:	<input type="text"/>
By Whom:	<input type="text"/>	Via:	<input type="checkbox"/> eMail <input type="checkbox"/> Phone <input type="checkbox"/> Fax <input type="checkbox"/> In Person
Regarding:	<input type="text"/>		
Client Instructions:	<input type="text"/>		

16. Additional remarks:

17. Cooler Information

Cooler No	Temp °C	Condition	Seal Intact	Seal No	Seal Date	Signed By
1	3.8	Good	Not Present	Morty		
2	7.7	Good	Not Present	Morty		

Samples collected the same day & chilled. 12/19/23

Chain-of-Custody Record

Client: **AMA FCA**

Mailing Address:

Phone #:

email or Fax#: **pchavez@amafca.org**

QA/QC Package:
 Standard Level 4 (Full Validation)

Accreditation: Az Compliance
 NELAC Other

EDD (Type)

Turn-Around Time:
 Standard Rush

Project Name:
CMC FY24 Dry

Project #:


Project Manager:
Patrick Chavez

Sampler: **DBSA-C. Johanneson**
 On Ice: Yes No

of Coolers: **2**

Cooler Temp (including CF): **See Remarks (°C)**

Date	Time	Matrix	Sample Name	Container Type and #	Preservative Type	HEAL No.
12-13-23	1200	AG	RG North - 2023/12/13			001
12-14-23	1445		RG South - 2023/12/14			002
		TRK 12/14/23	TRP Blank			12/19/23
			per sample bottle			12/15/23



HALL ENVIRONMENTAL ANALYSIS LABORATORY

www.hallenvironmental.com

4901 Hawkins NE - Albuquerque, NM 87109

Tel. 505-345-3975 Fax 505-345-4107

Analysis Request

BTEX / MTBE / TMB's (8021)	TPH:8015D(GRO / DRO / MRO)	8081 Pesticides/8082 PCB's	EDB (Method 504.1)	PAHs by 8310 or 8270SIMS	RCRA 8 Metals	Cl, F, Br, NO ₃ , NO ₂ , PO ₄ , SO ₄	8260 (VOA)	8270 (Semi-VOA)	Total Coliform (Present/Absent)	e.coli - enumerated	See attached list
										X	X

Date: 12/14/23 Time: 16:01 Relinquished by: *[Signature]*
 Received by: *[Signature]* Via: CPO Date: 12/14/23 Time: 16:00

Date: Relinquished by: Received by: Via: Date: Time

Remarks:
 3.8 ± 0 = 3.8 °C
 7.7 ± 0 = 7.7 °C
 morty

If necessary, samples submitted to Hall Environmental may be subcontracted to other accredited laboratories. This serves as notice of this possibility. Any sub-contracted data will be clearly noted on the analytical report.

**Collaborative Monitoring Cooperative - Analyses List
Attach to Chain of Custody**

Analyte (Bold Indicates WQS)	CAS #	Fraction	Method #	MDL (µg/L)
Hardness (Ca + Mg)	NA	Total	200.7	2.4
Lead	7439-92-1	Dissolved	200.8	0.09
Copper	7440-50-8	Dissolved	200.8	1.06
Ammonia + organic nitrogen	7664-41-7	Total	350.1	31.32
Total Kjehldal Nitrogen	17778-88-0	Total	351.2	58.78
Nitrate + Nitrite	14797-55-8	Total	353.2	10.17
Polychlorinated biphenyls (PCBs)	1336-36-3	Total	1668	0.014
Tetrahydrofuran (THF)	109-99-9	Total	8260C	7.9
bis(2-Ethylhexyl)phthalate	117-81-7	Total	8270D	0.2
Dibenzofuran	132-64-9	Total	8270D	0.2
Indeno(1,2,3-cd)pyrene	193-39-5	Total	8270D	0.2
Benzo(b)fluoranthene	205-99-2	Total	8270D	0.1
Benzo(k)fluoranthene	207-08-9	Total	8270D	0.1
Chrysene	218-01-9	Total	8270D	0.2
Benzo(a)pyrene	50-32-8	Total	8270D	0.3
Dibenzo(a,h)anthracene	53-70-3	Total	8270D	0.3
Benzo(a)anthracene	56-55-3	Total	8270D	0.2
Dieldrin	60-57-1	Total	8270D	0.1
Pentachlorophenol	87-86-5	Total	8270D	0.2
Benzidine	92-87-5	Total	8270D	0.1
Chemical Oxygen Demand	E1641638 ²	Total	HACH	5100
Gross alpha (adjusted)	NA	Total	Method 900	0.1 pCi/L
Total Dissolved Solids	E1642222 ²	Total	SM 2540C	60.4
Total Suspended Solids	NA	Total	SM 2540D	3450
Biological Oxygen Demand	N/A	Total	Standard Methods	930
Oil and Grease		Total	1664A	5000
Ecoli			SM 9223B	
pH			SM 4500	
Phosphorus		Dissolved	365.1	100
Phosphorus		Total	365.1	100
Chromium IV		Total	3500Cr C-2011	100

Appendix F - Minimum Quantification Levels (MQL's)

The following Minimum Quantification Levels (MQL's) are to be used for reporting pollutant data for NPDES permit applications and/or compliance reporting.

POLLUTANTS	MQL µg/l	POLLUTANTS	MQL µg/l
METALS, RADIOACTIVITY, CYANIDE and CHLORINE			
Aluminum	2.5	Molybdenum	10
Antimony	60	Nickel	0.5
Arsenic	0.5	Selenium	5
Barium	100	Silver	0.5
Beryllium	0.5	Thallium	0.5
Boron	100	Uranium	0.1
Cadmium	1	Vanadium	50
Chromium	10	Zinc	20
Cobalt	50	Cyanide	10
Copper	0.5	Cyanide, weak acid dissociable	10
Lead	0.5	Total Residual Chlorine	33
Mercury (*)	0.0005 0.005		
DIOXIN			
2,3,7,8-TCDD	0.00001		
VOLATILE COMPOUNDS			
Acrolein	50	1,3-Dichloropropylene	10
Acrylonitrile	20	Ethylbenzene	10
Benzene	10	Methyl Bromide	50
Bromoform	10	Methylene Chloride	20
Carbon Tetrachloride	2	1,1,2,2-Tetrachloroethane	10
Chlorobenzene	10	Tetrachloroethylene	10
Clorodibromomethane	10	Toluene	10
Chloroform	50	1,2-trans-Dichloroethylene	10
Dichlorobromomethane	10	1,1,2-Trichloroethane	10
1,2-Dichloroethane	10	Trichloroethylene	10
1,1-Dichloroethylene	10	Vinyl Chloride	10
1,2-Dichloropropane	10		
ACID COMPOUNDS			
2-Chlorophenol	10	2,4-Dinitrophenol	50
2,4-Dichlorophenol	10	Pentachlorophenol	5
2,4-Dimethylphenol	10	Phenol	10
4,6-Dinitro-o-Cresol	50	2,4,6-Trichlorophenol	10

ANALYTICAL REPORT

PREPARED FOR

Attn: Patrick Chavez
Albuquerque Metropolitan Arroyo Flood Control Authority
2600 Prospect Ave NE
Albuquerque, New Mexico 87107

Generated 7/1/2024 11:06:42 AM

JOB DESCRIPTION

CMC

JOB NUMBER

885-6986-1

Eurofins Albuquerque

Job Notes

The test results in this report relate only to the samples as received by the laboratory and will meet all requirements of the methodology, with any exceptions noted. This report shall not be reproduced except in full, without the express written approval of the laboratory. All questions should be directed to the Eurofins Environment Testing South Central, LLC Project Manager.

Authorization



Generated
7/1/2024 11:06:42 AM

Authorized for release by
Erin Munoz, Project Manager
Erin.Munoz@et.eurofinsus.com
(505)345-3975



Table of Contents

Cover Page	1
Table of Contents	3
Definitions/Glossary	4
Case Narrative	5
Client Sample Results	6
QC Sample Results	8
QC Association Summary	9
Lab Chronicle	10
Certification Summary	11
Chain of Custody	12
Receipt Checklists	13

Definitions/Glossary

Client: Albuquerque Metropolitan Arroyo Flood Control Authority
Project/Site: CMC

Job ID: 885-6986-1

Glossary

Abbreviation	These commonly used abbreviations may or may not be present in this report.
α	Listed under the "D" column to designate that the result is reported on a dry weight basis
%R	Percent Recovery
CFL	Contains Free Liquid
CFU	Colony Forming Unit
CNF	Contains No Free Liquid
DER	Duplicate Error Ratio (normalized absolute difference)
Dil Fac	Dilution Factor
DL	Detection Limit (DoD/DOE)
DL, RA, RE, IN	Indicates a Dilution, Re-analysis, Re-extraction, or additional Initial metals/anion analysis of the sample
DLC	Decision Level Concentration (Radiochemistry)
EDL	Estimated Detection Limit (Dioxin)
LOD	Limit of Detection (DoD/DOE)
LOQ	Limit of Quantitation (DoD/DOE)
MCL	EPA recommended "Maximum Contaminant Level"
MDA	Minimum Detectable Activity (Radiochemistry)
MDC	Minimum Detectable Concentration (Radiochemistry)
MDL	Method Detection Limit
ML	Minimum Level (Dioxin)
MPN	Most Probable Number
MQL	Method Quantitation Limit
NC	Not Calculated
ND	Not Detected at the reporting limit (or MDL or EDL if shown)
NEG	Negative / Absent
POS	Positive / Present
PQL	Practical Quantitation Limit
PRES	Presumptive
QC	Quality Control
RER	Relative Error Ratio (Radiochemistry)
RL	Reporting Limit or Requested Limit (Radiochemistry)
RPD	Relative Percent Difference, a measure of the relative difference between two points
TEF	Toxicity Equivalent Factor (Dioxin)
TEQ	Toxicity Equivalent Quotient (Dioxin)
TNTC	Too Numerous To Count

Case Narrative

Client: Albuquerque Metropolitan Arroyo Flood Control Authority
Project: CMC

Job ID: 885-6986-1

Job ID: 885-6986-1

Eurofins Albuquerque

Job Narrative 885-6986-1

Analytical test results meet all requirements of the associated regulatory program listed on the Accreditation/Certification Summary Page unless otherwise noted under the individual analysis. Data qualifiers are applied to indicate exceptions. Noncompliant quality control (QC) is further explained in narrative comments.

- Matrix QC may not be reported if insufficient sample or site-specific QC samples were not submitted. In these situations, to demonstrate precision and accuracy at a batch level, a LCS/LCSD may be performed, unless otherwise specified in the method.
- Surrogate and/or isotope dilution analyte recoveries (if applicable) which are outside of the QC window are confirmed unless attributed to a dilution or otherwise noted in the narrative.

Regulated compliance samples (e.g. SDWA, NPDES) must comply with the associated agency requirements/permits.

Receipt

The samples were received on 6/26/2024 4:49 PM. Unless otherwise noted below, the samples arrived in good condition, and, where required, properly preserved and on ice. The temperature of the cooler at receipt time was 26.3°C.

Biology

No additional analytical or quality issues were noted, other than those described above or in the Definitions/ Glossary page.

06/26/2024: Rio Grande North
and Rio Grande at Alameda
E. coli tested.

Field Parameters:

- North

Temp = 26.4°C
pH = 8.41
Conductivity = 254.1
Dissolved Oxygen = 4.7

- Alameda

Temp = 28.9°C
pH = 8.40
Conductivity = 272.1
Dissolved Oxygen = 4.5

Client Sample Results

Client: Albuquerque Metropolitan Arroyo Flood Control Authority
Project/Site: CMC

Job ID: 885-6986-1

Client Sample ID: **RG- North 20240626**

Lab Sample ID: **885-6986-1**

Date Collected: 06/26/24 15:05

Matrix: Water

Date Received: 06/26/24 16:49

Method: SM 9223B - Coliforms, Total, and E.Coll (Colilert - Quanti Tray)

Analyte	Result	Qualifier	RL	MDL	Unit	D	Prepared	Analyzed	Dil Fac
Escherichia coli	108.0		10.0	10.0	MPN/100mL			06/26/24 18:09	1

- 1
- 2
- 3
- 4
- 5
- 6
- 7
- 8
- 9
- 10
- 11

Client Sample Results

Client: Albuquerque Metropolitan Arroyo Flood Control Authority
Project/Site: CMC

Job ID: 885-6986-1

Client Sample ID: RG- Alameda 20240626

Lab Sample ID: 885-6986-2

Date Collected: 06/26/24 16:28

Matrix: Water

Date Received: 06/26/24 16:49

Method: SM 9223B - Coliforms, Total, and E.Coll (Colilert - Quanti Tray)

Analyte	Result	Qualifier	RL	MDL	Unit	D	Prepared	Analyzed	Dil Fac
Escherichia coli	97.0		10.0	10.0	MPN/100mL			06/26/24 18:09	1

- 1
- 2
- 3
- 4
- 5
- 6
- 7
- 8
- 9
- 10
- 11

QC Sample Results

Client: Albuquerque Metropolitan Arroyo Flood Control Authority
Project/Site: CMC

Job ID: 885-6986-1

Method: 9223B - Coliforms, Total, and E.Coll (Colilert - Quanti Tray)

Lab Sample ID: MB 885-7444/1
Matrix: Water
Analysis Batch: 7444

Client Sample ID: Method Blank
Prep Type: Total/NA

Analyte	MB Result	MB Qualifier	RL	MDL	Unit	D	Prepared	Analyzed	Dil Fac
O. cherichia coli	ND		1rb	1rb	MPN/1LL2 4			L6/E6/Ef 18:L9	1

- 1
- 2
- 3
- 4
- 5
- 6
- 7
- 8
- 9
- 10
- 11

QC Association Summary

Client: Albuquerque Metropolitan Arroyo Flood Control Authority
Project/Site: CMC

Job ID: 885-6986-1

Biology

Analysis Batch: 7444

Lab Sample ID	Client Sample ID	Prep Type	Matrix	Method	Prep Batch
885-6986-1	RG- North 20240626	Total/NA	Water	9223B	
885-6986-2	RG- Alameda 20240626	Total/NA	Water	9223B	
MB 885-7444/1	Method Blank	Total/NA	Water	9223B	

- 1
- 2
- 3
- 4
- 5
- 6
- 7
- 8
- 9
- 10
- 11

Lab Chronicle

Client: Albuquerque Metropolitan Arroyo Flood Control Authority
Project/Site: CMC

Job ID: 885-6986-1

Client Sample ID: RG- North 20240626

Lab Sample ID: 885-6986-1

Date Collected: 06/26/24 15:05

Matrix: Water

Date Received: 06/26/24 16:49

Prep Type	Batch Type	Batch Method	Run	Dilution Factor	Batch Number	Analyst	Lab	Prepared or Analyzed
Total/NA	Analysis	9223B		1	7444	KH	EET ALB	06/26/24 18:09

Client Sample ID: RG- Alameda 20240626

Lab Sample ID: 885-6986-2

Date Collected: 06/26/24 16:28

Matrix: Water

Date Received: 06/26/24 16:49

Prep Type	Batch Type	Batch Method	Run	Dilution Factor	Batch Number	Analyst	Lab	Prepared or Analyzed
Total/NA	Analysis	9223B		1	7444	KH	EET ALB	06/26/24 18:09

Laboratory References:

EET ALB = Eurofins Albuquerque, 4901 Hawkins NE, Albuquerque, NM 87109, TEL (505)345-3975



Accreditation/Certification Summary

Client: Albuquerque Metropolitan Arroyo Flood Control Authority
Project/Site: CMC

Job ID: 885-6986-1

Laboratory: Eurofins Albuquerque

Unless otherwise noted, all analytes for this laboratory were covered under each accreditation/certification below.

Authority	Program	Identification Number	Expiration Date
Oregon	NELAP	NM100001	02-26-25

The following analytes are included in this report, but the laboratory is not certified by the governing authority. This list may include analytes for which the agency does not offer certification.

Analysis Method	Prep Method	Matrix	Analyte
9223B		Water	Escherichia coli

- 1
- 2
- 3
- 4
- 5
- 6
- 7
- 8
- 9
- 10
- 11

Chain-of-Custody Record

Client: AMATCA

Mailing Address:

Phone #:

email or Fax#: pcw@amatca.org

QA/QC Package:
 Standard Level 4 (Full Validation)

Accreditation: Az Compliance
 NELAC Other _____
 EDD (Type) _____

Turn-Around Time:

Standard Rush

Project Name:
CMC

Project #:

Project Manager:
Patrick Chavez

Sampler: I Torres

On Ice: Yes No


of Coolers: 1 yes

Cooler Temp (including CF): 26.3 ± 0.2 = 26.3 (°C)

Container Type and #

Preservative Type

HEAL No.



**HALL ENVIRO
ANALYSIS LAB**



**L
RY**

www.hallenvironmental.co

4901 Hawkins NE - Albuquerque, NM.

Tel. 505-345-3975 Fax 505-345-4107

885-6986 COC

Analysis Request

Date	Time	Matrix	Sample Name	Container Type and #	Preservative Type	HEAL No.	BTEX / MTBE / TMB's (8021)	TPH:8015D(GRO / DRO / MRO)	8081 Pesticides/8082 PCB's	EDB (Method 504.1)	PAHs by 8310 or 8270SIMS	RCRA 8 Metals	Cl, F, Br, NO ₃ , NO ₂ , PO ₄ , SO ₄	8260 (VOA)	8270 (Semi-VOA)	Total Coliform (Present/Absent)	E. coli Enumeration	
6/26/24	1505	AQ	RG- North 20240620	1 Bottle	NA THD													
6/26/24	1628		RG- Alameda 20240620	1	1													

Date: 6/26/24 Time: 1647 Relinquished by: [Signature]

Received by: [Signature] Via: CPO Date: 6/26/24 Time: 16:49

Remarks:

Date: _____ Time: _____ Relinquished by: _____

Received by: _____ Via: _____ Date: _____ Time: _____

Page 12 of 13

7/1/2024

If necessary, samples submitted to Hall Environmental may be subcontracted to other accredited laboratories. This serves as notice of this possibility. Any sub-contracted data will be clearly notated on the analytical report.



Login Sample Receipt Checklist

Client: Albuquerque Metropolitan Arroyo Flood Control Authority

Job Number: 885-6986-1

Login Number: 6986

List Source: Eurofins Albuquerque

List Number: 1

Creator: McQuiston, Steven

Question	Answer	Comment
Radioactivity wasn't checked or is \leq background as measured by a survey meter.	True	
The cooler's custody seal, if present, is intact.	True	
Sample custody seals, if present, are intact.	True	
The cooler or samples do not appear to have been compromised or tampered with.	True	
Samples were received on ice.	True	
Cooler Temperature is acceptable.	False	Received same day of collection; chilling process has begun.
Cooler Temperature is recorded.	True	
COC is present.	True	
COC is filled out in ink and legible.	True	
COC is filled out with all pertinent information.	True	
Is the Field Sampler's name present on COC?	True	
There are no discrepancies between the containers received and the COC.	True	
Samples are received within Holding Time (excluding tests with immediate HTs)	True	
Sample containers have legible labels.	True	
Containers are not broken or leaking.	True	
Sample collection date/times are provided.	True	
Appropriate sample containers are used.	True	
Sample bottles are completely filled.	True	
Sample Preservation Verified.	N/A	
There is sufficient vol. for all requested analyses, incl. any requested MS/MSDs	True	
Containers requiring zero headspace have no headspace or bubble is <math><6\text{mm}</math> (1/4").	True	
Multiphasic samples are not present.	True	
Samples do not require splitting or compositing.	True	
Residual Chlorine Checked.	N/A	

ANALYTICAL REPORT

PREPARED FOR

Attn: Patrick Chavez
Albuquerque Metropolitan Arroyo Flood Control Authority
2600 Prospect Ave NE
Albuquerque, New Mexico 87107

Generated 7/31/2024 2:26:56 PM

JOB DESCRIPTION

CMC

JOB NUMBER

885-7077-1

Eurofins Albuquerque

Job Notes

The test results in this report relate only to the samples as received by the laboratory and will meet all requirements of the methodology, with any exceptions noted. This report shall not be reproduced except in full, without the express written approval of the laboratory. All questions should be directed to the Eurofins Environment Testing South Central, LLC Project Manager.

Authorization



Authorized for release by
Erin Munoz, Project Manager
Erin.Munoz@et.eurofinsus.com
(505)345-3975

Generated
7/31/2024 2:26:56 PM



Table of Contents

Cover Page	1
Table of Contents	3
Definitions/Glossary	4
Case Narrative	6
Client Sample Results	9
Isotope Dilution Summary	29
QC Sample Results	33
QC Association Summary	61
Lab Chronicle	67
Certification Summary	70
Subcontract Data	73
Chain of Custody	87
Field Data Sheets	93
Receipt Checklists	94

Definitions/Glossary

Client: Albuquerque Metropolitan Arroyo Flood Control Authority
Project/Site: CMC

Job ID: 885-7077-1

Qualifiers

GC/MS VOA

Qualifier	Qualifier Description
H	Sample was prepped or analyzed beyond the specified holding time. This does not meet regulatory requirements.

GC/MS Semi VOA

Qualifier	Qualifier Description
*+	LCS and/or LCSD is outside acceptance limits, high biased.
S1+	Surrogate recovery exceeds control limits, high biased.

GC Semi VOA

Qualifier	Qualifier Description
*+	LCS and/or LCSD is outside acceptance limits, high biased.
S1-	Surrogate recovery exceeds control limits, low biased.
S1+	Surrogate recovery exceeds control limits, high biased.

LCMS

Qualifier	Qualifier Description
I	Value is EMPC (estimated maximum possible concentration).
J	Result is less than the RL but greater than or equal to the MDL and the concentration is an approximate value.

Dioxin

Qualifier	Qualifier Description
J	Result is less than the RL but greater than or equal to the MDL and the concentration is an approximate value.
q	The reported result is the estimated maximum possible concentration of this analyte, quantitated using the theoretical ion ratio. The measured ion ratio does not meet qualitative identification criteria and indicates a possible interference.

Metals

Qualifier	Qualifier Description
J	Result is less than the RL but greater than or equal to the MDL and the concentration is an approximate value.

General Chemistry

Qualifier	Qualifier Description
*-	LCS and/or LCSD is outside acceptance limits, low biased.
b	Result Detected in the Unseeded Control blank (USB).
HF	Parameter with a holding time of 15 minutes. Test performed by laboratory at client's request. Sample was analyzed outside of hold time.

Rad

Qualifier	Qualifier Description
G	The Sample MDC is greater than the requested RL.
U	Result is less than the sample detection limit.

Glossary

Abbreviation	These commonly used abbreviations may or may not be present in this report.
α	Listed under the "D" column to designate that the result is reported on a dry weight basis
%R	Percent Recovery
CFL	Contains Free Liquid
CFU	Colony Forming Unit
CNF	Contains No Free Liquid
DER	Duplicate Error Ratio (normalized absolute difference)
Dil Fac	Dilution Factor
DL	Detection Limit (DoD/DOE)
DL, RA, RE, IN	Indicates a Dilution, Re-analysis, Re-extraction, or additional Initial metals/anion analysis of the sample
DLC	Decision Level Concentration (Radiochemistry)
EDL	Estimated Detection Limit (Dioxin)
LOD	Limit of Detection (DoD/DOE)
LOQ	Limit of Quantitation (DoD/DOE)
MCL	EPA recommended "Maximum Contaminant Level"
MDA	Minimum Detectable Activity (Radiochemistry)
MDC	Minimum Detectable Concentration (Radiochemistry)

Definitions/Glossary

Client: Albuquerque Metropolitan Arroyo Flood Control Authority
Project/Site: CMC

Job ID: 885-7077-1

Glossary (Continued)

Abbreviation	These commonly used abbreviations may or may not be present in this report.
MDL	Method Detection Limit
ML	Minimum Level (Dioxin)
MPN	Most Probable Number
MQL	Method Quantitation Limit
NC	Not Calculated
ND	Not Detected at the reporting limit (or MDL or EDL if shown)
NEG	Negative / Absent
POS	Positive / Present
PQL	Practical Quantitation Limit
PRES	Presumptive
QC	Quality Control
RER	Relative Error Ratio (Radiochemistry)
RL	Reporting Limit or Requested Limit (Radiochemistry)
RPD	Relative Percent Difference, a measure of the relative difference between two points
TEF	Toxicity Equivalent Factor (Dioxin)
TEQ	Toxicity Equivalent Quotient (Dioxin)
TNTC	Too Numerous To Count

Case Narrative

Client: Albuquerque Metropolitan Arroyo Flood Control Authority
Project: CMC

Job ID: 885-7077-1

Job ID: 885-7077-1

Eurofins Albuquerque

Job Narrative 885-7077-1

Analytical test results meet all requirements of the associated regulatory program listed on the Accreditation/Certification Summary Page unless otherwise noted under the individual analysis. Data qualifiers and/or narrative comments are included to explain any exceptions, if applicable.

- Matrix QC may not be reported if insufficient sample is provided or site-specific QC samples were not submitted. In these situations, to demonstrate precision and accuracy at a batch level, a LCS/LCSD may be performed, unless otherwise specified in the method.
- Surrogate and/or isotope dilution analyte recoveries (if applicable) which are outside of the QC window are confirmed unless attributed to a dilution or otherwise noted in the narrative.

Regulated compliance samples (e.g. SDWA, NPDES) must comply with the associated agency requirements/permits.

Receipt

The samples were received on 6/27/2024 2:37 PM. Unless otherwise noted below, the samples arrived in good condition, and, where required, properly preserved and on ice. The temperatures of the 2 coolers at receipt time were 1.9°C and 10.4°C.

Subcontract Work

Method Hexavalent Chromium: This method was subcontracted to Pace Analytical Services LLC. The subcontract laboratory certification is different from that of the facility issuing the final report. The subcontract report is appended in its entirety.

GC/MS VOA

Method 624.1: The following samples were received outside of holding time: RG-North20240626 (885-7077-1) and RG-South20240627 (885-7077-2).

No additional analytical or quality issues were noted, other than those described above or in the Definitions/ Glossary page.

GC/MS Semi VOA

Method 625.1_QQQ: Surrogate recovery for the following sample was outside the upper control limit: RG-North20240626 (885-7077-1). This sample did not contain any target analytes; therefore, re-extraction and/or re-analysis was not performed.

Method 625.1_QQQ: Six surrogates are used for this analysis. The laboratory's SOP allows one base and one acid of these surrogates to be outside acceptance criteria without performing re-extraction/re-analysis. The following sample contained an allowable number of surrogate compounds outside limits: RG-South20240627 (885-7077-2). These results have been reported and qualified.

No additional analytical or quality issues were noted, other than those described above or in the Definitions/ Glossary page.

Pesticides

Method 8081B_LL: The surrogate recovery for the blank associated with preparation batch 860-169461 and analytical batch 860-169649 was outside the upper control limits.

Method 8081B_LL: The surrogate recovery for the laboratory control sample (LCS) and laboratory control sample duplicate (LCSD) associated with preparation batch 860-169461 and analytical batch 860-169649 was outside the upper control limits.

(LCS 860-169461/2-A) and (LCSD 860-169461/3-A)

Method 8081B_LL: The laboratory control sample (LCS) and laboratory control sample duplicate (LCSD) for preparation batch 860-169461 and analytical batch 860-169649 recovered outside control limits for the following analytes: Dieldrin. These analytes were biased high in the LCS and were not detected in the associated samples; therefore, the data have been reported.

No additional analytical or quality issues were noted, other than those described above or in the Definitions/ Glossary page.

Pesticides/PCBs

Method 608.3: The Tetrachloro-m-xylene surrogate recovery for the following samples was outside acceptance limits (high biased) on the primary column: (LCS 860-169312/2-A), (LCSD 860-169312/3-A) and (MB 860-169312/1-A). The recovery is within acceptance limits on the other column, indicating that the extraction process was in control.

Eurofins Albuquerque

Case Narrative

Client: Albuquerque Metropolitan Arroyo Flood Control Authority
Project: CMC

Job ID: 885-7077-1

Job ID: 885-7077-1 (Continued)

Eurofins Albuquerque

Method 608.3: The laboratory control sample (LCS) and laboratory control sample duplicate (LCSD) for preparation batch 860-169312 and analytical batch 860-169369 recovered outside control limits for the following analytes: Dieldrin. These analytes were biased high in the LCS and were not detected in the associated samples; therefore, the data have been reported.

Method 608.3: The surrogate recovery for the blank associated with preparation batch 860-169818 and analytical batch 860-169920 was outside the upper control limits.

(MB 860-169818/1-A)

Method 608.3: The surrogate recovery for the laboratory control sample (LCS) and laboratory control sample duplicate (LCSD) associated with preparation batch 860-169818 and analytical batch 860-169920 was outside the upper control limits.

(LCS 860-169818/2-A) and (LCSD 860-169818/3-A)

Method 608.3: The laboratory control sample (LCS) and laboratory control sample duplicate (LCSD) for preparation batch 860-169818 and analytical batch 860-169920 recovered outside control limits for the following analytes: Dieldrin. These analytes were biased high in the LCS and were not detected in the associated samples; therefore, the data have been reported.

Method 608.3: Surrogate recovery for the following samples were outside the upper control limit: **RG-North20240626 (885-7077-1) and RG-South20240627 (885-7077-2)**. This sample did not contain any target analytes; therefore, re-extraction and/or re-analysis was not performed.

Method 608.3: The following samples were prepared outside of preparation holding time due to surrogate recovery outside control limits (low biased) for original extraction: **RG-North20240626 (885-7077-1) and RG-South20240627 (885-7077-2)**.

Method 608.3: Surrogate recovery for the following sample was outside control limits: **RG-North20240626 (885-7077-1)**. Re-extraction and/or re-analysis was performed and surrogate recovery was outside control limits.

Method 608.3: Surrogate recovery for the following samples were outside control limits: **RG-North20240626 (885-7077-1) and RG-South20240627 (885-7077-2)**. Re-extraction and/or re-analysis was performed and surrogate recovery was outside control limits.

No additional analytical or quality issues were noted, other than those described above or in the Definitions/ Glossary page.

HPLC/IC

No additional analytical or quality issues were noted, other than those described above or in the Definitions/ Glossary page.

PFAS

Method 1633: The following samples in preparation batch 320-779486 were observed to have a thin layer of sediment present in the bottom of the bottle prior to extraction. **RG-North20240626 (885-7077-1) and RG-South20240627 (885-7077-2)**

Method 1633: The following samples in preparation batch 320-779486 were brown in color prior to extraction. **RG-North20240626 (885-7077-1) and RG-South20240627 (885-7077-2)**

Method 1633: The following samples in preparation batch 320-779486 were yellow in color following extraction. **RG-North20240626 (885-7077-1) and RG-South20240627 (885-7077-2)**

Method 1633: Insufficient sample volume was available to perform a matrix spike/matrix spike duplicate/sample duplicate (MS/MSD/DUP) associated with preparation batch 320-779486.

Method 1633: The following samples were received preserved with Trizma. Preservation was not added to batch QC samples. **RG-North20240626 (885-7077-1), RG-South20240627 (885-7077-2) and EB-20240627 (885-7077-3)**

Method 1633: The "I" qualifier means the transition mass ratio for the indicated analyte was outside the established ratio limits. The qualitative identification of the analyte has some degree of uncertainty. However, analyst judgment was used to positively identify the analyte: **RG-North20240626 (885-7077-1) and RG-South20240627 (885-7077-2)**.

Method 1633: The continuing calibration verification (CCV) associated with batch 320-780306 recovered above the upper control limit for Perfluoroheptanesulfonic acid (PFHpS), 4,8-Dioxa-3H-perfluorononanoic acid (ADONA), 9-Chlorohexadecafluoro-3-oxanonane-1-sulfonic acid(9Cl-PF3ONS), 11-Chloroeicosafluoro-3-oxaundecane-1-sulfonic acid (11Cl-PF3OUdS) and 3-Perfluoroheptylpropanoic acid (7:3 FTCA). The samples associated with this CCV were non-detects for the affected analytes;

Eurofins Albuquerque

Case Narrative

Client: Albuquerque Metropolitan Arroyo Flood Control Authority
Project: CMC

Job ID: 885-7077-1

Job ID: 885-7077-1 (Continued)

Eurofins Albuquerque

therefore, the data have been reported. RG-North20240626 (885-7077-1), RG-South20240627 (885-7077-2), EB-20240627 (885-7077-3) and (CCV 320-780306/1).

Method 1633: The continuing calibration verification (CCV) associated with batch 320-780306 recovered above the upper control limit for 1H,1H,2H,2H-Perfluorohexane sulfonic acid (4:2 FTS), 4,8-Dioxa-3H-perfluorononanoic acid (ADONA), 9-Chlorohexadecafluoro-3-oxanonane-1-sulfonic acid(9Cl-PF3ONS) and 11-Chloroeicosafuoro-3-oxaundecane-1-sulfonic acid (11Cl-PF3OUdS). The samples associated with this CCV were non-detects for the affected analytes; therefore, the data have been reported. **RG-North20240626 (885-7077-1), RG-South20240627 (885-7077-2), EB-20240627 (885-7077-3)** and (CCV 320-780306/10).

No additional analytical or quality issues were noted, other than those described above or in the Definitions/ Glossary page.

Hi-Res PCBs

No additional analytical or quality issues were noted, other than those described above or in the Definitions/ Glossary page.

Metals

No additional analytical or quality issues were noted, other than those described above or in the Definitions/ Glossary page.

General Chemistry

Method SM5210B_BODCalc: The glucose-glutamic acid standard (LCS) recovered outside the recovery limits specified in the method in batch 885-7579. The method holding time had expired, therefore the analysis was not repeated. The data was qualified and reported.

Method SM5210B_BODCalc: The method blank result associated with batch 885-7579 was higher than the method-required limit of 0.2 mg/L.

Method SM5210B_BODCalc: Chlorine was present in the following sample and treated per Method/SOP: **RG-North20240626 (885-7077-1)**. Results may be biased low.

No additional analytical or quality issues were noted, other than those described above or in the Definitions/ Glossary page.

Gas Flow Proportional Counter

Method 900.0: Gross Alpha Beta prep batch 160-669229:

The detection goal was not met for the following samples due to a reduction of the sample size attributed to high residual mass: **RG-North20240626 (885-7077-1), RG-South20240627 (885-7077-2)** and (885-7077-K-2-D DU). Analytical results are reported with the detection limit achieved.

No additional analytical or quality issues were noted, other than those described above or in the Definitions/ Glossary page.

Rad

No additional analytical or quality issues were noted, other than those described above or in the Definitions/ Glossary page.

Biology

No additional analytical or quality issues were noted, other than those described above or in the Definitions/ Glossary page.

06/26/2024: Rio Grande North and 06/27/2024 Rio Grande South; both full suite of testing.

Field Parameters:

- North

Temp = 26.4°C

pH = 8.41

Conductivity = 254.1

Dissolved Oxygen = 4.7

- South

Temp = 28.3°C

pH = 8.30

Conductivity = 337.0

Dissolved Oxygen = 5.5

Eurofins Albuquerque

Client Sample Results

Client: Albuquerque Metropolitan Arroyo Flood Control Authority
 Project/Site: CMC

Job ID: 885-7077-1

Client Sample ID: RG-North20240626

Lab Sample ID: 885-7077-1

Date Collected: 06/26/24 15:05

Matrix: Water

Date Received: 06/27/24 14:37

Method: EPA 624.1 - Volatile Organic Compounds (GC/MS)

Analyte	Result	Qualifier	RL	MDL	Unit	D	Prepared	Analyzed	Dil Fac
Tetrahydrofuran	ND	H	0.010	0.0018	mg/L			07/03/24 02:47	1
Surrogate	%Recovery	Qualifier	Limits				Prepared	Analyzed	Dil Fac
1,2-Dichloroethane-d4 (Surr)	104		63 - 144					07/03/24 02:47	1
4-Bromofluorobenzene (Surr)	105		74 - 124					07/03/24 02:47	1
Dibromofluoromethane (Surr)	106		75 - 131					07/03/24 02:47	1
Toluene-d8 (Surr)	102		80 - 120					07/03/24 02:47	1

Method: EPA 625.1 - Semivolatile Organic Compounds (GC-MS/MS)

Analyte	Result	Qualifier	RL	MDL	Unit	D	Prepared	Analyzed	Dil Fac
Benzidine	ND		1.2	0.091	ug/L		07/02/24 12:40	07/03/24 19:01	1
Benzo[a]anthracene	ND	*+	0.12	0.0096	ug/L		07/02/24 12:40	07/03/24 19:01	1
Benzo[b]fluoranthene	ND	*+	0.58	0.067	ug/L		07/02/24 12:40	07/03/24 19:01	1
Bis(2-ethylhexyl) phthalate	ND	*+	2.9	1.4	ug/L		07/02/24 12:40	07/03/24 19:01	1
Chrysene	ND	*+	0.58	0.082	ug/L		07/02/24 12:40	07/03/24 19:01	1
Dibenz(a,h)anthracene	ND		0.12	0.051	ug/L		07/02/24 12:40	07/03/24 19:01	1
Dibenzofuran	ND		0.58	0.11	ug/L		07/02/24 12:40	07/03/24 19:01	1
Indeno[1,2,3-cd]pyrene	ND		0.58	0.10	ug/L		07/02/24 12:40	07/03/24 19:01	1
Pentachlorophenol	ND		1.2	1.0	ug/L		07/02/24 12:40	07/03/24 19:01	1
Benzo[k]fluoranthene	ND	*+	0.58	0.048	ug/L		07/02/24 12:40	07/03/24 19:01	1
Surrogate	%Recovery	Qualifier	Limits				Prepared	Analyzed	Dil Fac
2-Fluorobiphenyl	103		43 - 130				07/02/24 12:40	07/03/24 19:01	1
2-Fluorophenol (Surr)	107		19 - 120				07/02/24 12:40	07/03/24 19:01	1
Nitrobenzene-d5 (Surr)	151	S1+	37 - 133				07/02/24 12:40	07/03/24 19:01	1
Phenol-d5 (Surr)	77		8 - 124				07/02/24 12:40	07/03/24 19:01	1
p-Terphenyl-d14 (Surr)	98		47 - 130				07/02/24 12:40	07/03/24 19:01	1
2,4,6-Tribromophenol (Surr)	115		35 - 130				07/02/24 12:40	07/03/24 19:01	1

Method: EPA 608.3 - Organochlorine Pesticides/PCBs in Water

Analyte	Result	Qualifier	RL	MDL	Unit	D	Prepared	Analyzed	Dil Fac
Dieldrin	ND	*+	0.000052	0.000018	mg/L		07/02/24 22:42	07/03/24 14:47	1
Surrogate	%Recovery	Qualifier	Limits				Prepared	Analyzed	Dil Fac
DCB Decachlorobiphenyl (Surr)	24	S1-	45 - 115				07/02/24 22:42	07/03/24 14:47	1
Tetrachloro-m-xylene	138	S1+	41 - 110				07/02/24 22:42	07/03/24 14:47	1

Method: SW846 8081B_LL - Organochlorine Pesticides (GC)

Analyte	Result	Qualifier	RL	MDL	Unit	D	Prepared	Analyzed	Dil Fac
Dieldrin	ND	*+	0.000010	0.0000000	mg/L		07/03/24 13:50	07/05/24 11:41	1
				81					
Surrogate	%Recovery	Qualifier	Limits				Prepared	Analyzed	Dil Fac
DCB Decachlorobiphenyl (Surr)	107		15 - 136				07/03/24 13:50	07/05/24 11:41	1
Tetrachloro-m-xylene	104		18 - 126				07/03/24 13:50	07/05/24 11:41	1

Method: EPA 300.0 - Anions, Ion Chromatography

Analyte	Result	Qualifier	RL	MDL	Unit	D	Prepared	Analyzed	Dil Fac
Nitrate	0.14		0.10	0.020	mg/L			06/28/24 11:40	1
Nitrite	ND		0.10	0.012	mg/L			06/28/24 11:40	1

Eurofins Albuquerque

Client Sample Results

Client: Albuquerque Metropolitan Arroyo Flood Control Authority
 Project/Site: CMC

Job ID: 885-7077-1

Client Sample ID: RG-North20240626

Lab Sample ID: 885-7077-1

Date Collected: 06/26/24 15:05

Matrix: Water

Date Received: 06/27/24 14:37

Method: EPA Draft-4 1633 - Per- and Polyfluoroalkyl Substances by LC/MS/MS

Analyte	Result	Qualifier	RL	MDL	Unit	D	Prepared	Analyzed	Dil Fac
Perfluorobutanoic acid (PFBA)	ND		14	3.4	ng/L		07/15/24 11:26	07/16/24 19:22	1
Perfluoropentanoic acid (PFPeA)	ND		6.8	1.7	ng/L		07/15/24 11:26	07/16/24 19:22	1
Perfluorohexanoic acid (PFHxA)	ND		3.4	0.85	ng/L		07/15/24 11:26	07/16/24 19:22	1
Perfluoroheptanoic acid (PFHpA)	1.5	J	3.4	0.85	ng/L		07/15/24 11:26	07/16/24 19:22	1
Perfluorooctanoic acid (PFOA)	ND		3.4	0.85	ng/L		07/15/24 11:26	07/16/24 19:22	1
Perfluorononanoic acid (PFNA)	ND		3.4	0.85	ng/L		07/15/24 11:26	07/16/24 19:22	1
Perfluorodecanoic acid (PFDA)	ND		3.4	0.85	ng/L		07/15/24 11:26	07/16/24 19:22	1
Perfluoroundecanoic acid (PFUnA)	ND		3.4	0.85	ng/L		07/15/24 11:26	07/16/24 19:22	1
Perfluorododecanoic acid (PFDoA)	ND		3.4	0.85	ng/L		07/15/24 11:26	07/16/24 19:22	1
Perfluorotridecanoic acid (PFTrDA)	ND		3.4	0.85	ng/L		07/15/24 11:26	07/16/24 19:22	1
Perfluorotetradecanoic acid (PFTeDA)	ND		3.4	0.85	ng/L		07/15/24 11:26	07/16/24 19:22	1
Perfluoropentanesulfonic acid (PFPeS)	ND		3.4	0.85	ng/L		07/15/24 11:26	07/16/24 19:22	1
Perfluoroheptanesulfonic acid (PFHpS)	ND		3.4	0.85	ng/L		07/15/24 11:26	07/16/24 19:22	1
Perfluoroheptanesulfonic acid (PFHpS)	ND		3.4	0.85	ng/L		07/15/24 11:26	07/16/24 19:22	1
Perfluorooctanesulfonic acid (PFOS)	1.6	J1	3.4	0.85	ng/L		07/15/24 11:26	07/16/24 19:22	1
Perfluoronanesulfonic acid (PFNS)	ND		3.4	0.85	ng/L		07/15/24 11:26	07/16/24 19:22	1
Perfluorodecanesulfonic acid (PFDS)	ND		3.4	0.85	ng/L		07/15/24 11:26	07/16/24 19:22	1
Perfluorododecanesulfonic acid (PFDoS)	ND		3.4	0.85	ng/L		07/15/24 11:26	07/16/24 19:22	1
1H,1H,2H,2H-Perfluorohexane sulfonic acid (4:2 FTS)	ND		14	3.4	ng/L		07/15/24 11:26	07/16/24 19:22	1
1H,1H,2H,2H-Perfluorooctane sulfonic acid (6:2 FTS)	ND		14	3.4	ng/L		07/15/24 11:26	07/16/24 19:22	1
1H,1H,2H,2H-Perfluorodecane sulfonic acid (8:2 FTS)	ND		14	3.4	ng/L		07/15/24 11:26	07/16/24 19:22	1
Perfluorooctanesulfonamide (PFOSA)	ND		3.4	0.85	ng/L		07/15/24 11:26	07/16/24 19:22	1
N-methylperfluorooctane sulfonamide (NMeFOSA)	ND		3.4	0.85	ng/L		07/15/24 11:26	07/16/24 19:22	1
N-ethylperfluorooctane sulfonamide (NEtFOSA)	ND		3.4	0.85	ng/L		07/15/24 11:26	07/16/24 19:22	1
N-methylperfluorooctanesulfonamidoacetic acid (NMeFOSAA)	ND		3.4	0.85	ng/L		07/15/24 11:26	07/16/24 19:22	1
N-ethylperfluorooctanesulfonamidoacetic acid (NEtFOSAA)	ND		3.4	0.85	ng/L		07/15/24 11:26	07/16/24 19:22	1
N-methylperfluorooctane sulfonamidoethanol (NMeFOSE)	ND		34	8.5	ng/L		07/15/24 11:26	07/16/24 19:22	1
N-ethylperfluorooctane sulfonamidoethanol (NEtFOSE)	ND		34	8.5	ng/L		07/15/24 11:26	07/16/24 19:22	1
Hexafluoropropylene Oxide Dimer Acid (HFPO-DA)	ND		14	3.4	ng/L		07/15/24 11:26	07/16/24 19:22	1
4,8-Dioxo-3H-perfluorononanoic acid (ADONA)	ND		14	3.4	ng/L		07/15/24 11:26	07/16/24 19:22	1
Perfluoro-3-methoxypropanoic acid (PFMPA)	ND		6.8	1.7	ng/L		07/15/24 11:26	07/16/24 19:22	1
Perfluoro-4-methoxybutanoic acid (PFMBA)	ND		6.8	1.7	ng/L		07/15/24 11:26	07/16/24 19:22	1
Nonafluoro-3,6-dioxahexanoic acid (NFDHA)	ND		6.8	1.7	ng/L		07/15/24 11:26	07/16/24 19:22	1
9-Chlorohexadecafluoro-3-oxanonane-1-sulfonic acid(9CI-PF3ONS)	ND		14	3.4	ng/L		07/15/24 11:26	07/16/24 19:22	1

Eurofins Albuquerque

Client Sample Results

Client: Albuquerque Metropolitan Arroyo Flood Control Authority
 Project/Site: CMC

Job ID: 885-7077-1

Client Sample ID: RG-North20240626

Lab Sample ID: 885-7077-1

Date Collected: 06/26/24 15:05

Matrix: Water

Date Received: 06/27/24 14:37

Method: EPA Draft-4 1633 - Per- and Polyfluoroalkyl Substances by LC/MS/MS (Continued)

Analyte	Result	Qualifier	RL	MDL	Unit	D	Prepared	Analyzed	Dil Fac
11-Chloroeicosafluoro-3-oxaundecan e-1-sulfonic acid (11Cl-PF3OUdS)	ND		14	3.4	ng/L		07/15/24 11:26	07/16/24 19:22	1
Perfluoro (2-ethoxyethane) sulfonic acid (PFEESA)	ND		6.8	1.7	ng/L		07/15/24 11:26	07/16/24 19:22	1
3-Perfluoropropylpropanoic acid (3:3 FTCA)	ND		17	4.3	ng/L		07/15/24 11:26	07/16/24 19:22	1
3-Perfluoropentylpropanoic acid (5:3 FTCA)	ND		85	21	ng/L		07/15/24 11:26	07/16/24 19:22	1
3-Perfluoroheptylpropanoic acid (7:3 FTCA)	ND		85	21	ng/L		07/15/24 11:26	07/16/24 19:22	1

Isotope Dilution	%Recovery	Qualifier	Limits	Prepared	Analyzed	Dil Fac
13C4 PFBA	89.0		5 - 130	07/15/24 11:26	07/16/24 19:22	1
13C5 PFPeA	95.3		40 - 130	07/15/24 11:26	07/16/24 19:22	1
13C5 PFHxA	85.5		40 - 130	07/15/24 11:26	07/16/24 19:22	1
13C4 PFHpA	104		40 - 130	07/15/24 11:26	07/16/24 19:22	1
13C8 PFOA	96.2		40 - 130	07/15/24 11:26	07/16/24 19:22	1
13C9 PFNA	88.0		40 - 130	07/15/24 11:26	07/16/24 19:22	1
13C6 PFDA	96.9		40 - 130	07/15/24 11:26	07/16/24 19:22	1
13C7 PFUnA	84.5		30 - 130	07/15/24 11:26	07/16/24 19:22	1
13C2 PFDoA	86.7		10 - 130	07/15/24 11:26	07/16/24 19:22	1
13C2 PFTeDA	67.2		10 - 130	07/15/24 11:26	07/16/24 19:22	1
13C3 PFHxS	78.0		40 - 130	07/15/24 11:26	07/16/24 19:22	1
13C8 PFOS	98.1		40 - 130	07/15/24 11:26	07/16/24 19:22	1
13C8 PFOSA	89.4		40 - 130	07/15/24 11:26	07/16/24 19:22	1
d3-NMeFOSAA	106		40 - 170	07/15/24 11:26	07/16/24 19:22	1
d5-NEtFOSAA	104		25 - 135	07/15/24 11:26	07/16/24 19:22	1
13C2 4:2 FTS	99.5		40 - 200	07/15/24 11:26	07/16/24 19:22	1
13C2 6:2 FTS	116		40 - 200	07/15/24 11:26	07/16/24 19:22	1
13C2 8:2 FTS	101		40 - 300	07/15/24 11:26	07/16/24 19:22	1
13C3 HFPO-DA	85.6		40 - 130	07/15/24 11:26	07/16/24 19:22	1
d7-N-MeFOSE-M	68.6		10 - 130	07/15/24 11:26	07/16/24 19:22	1
d9-N-EtFOSE-M	66.5		10 - 130	07/15/24 11:26	07/16/24 19:22	1
d5-NEtPFOSA	68.4		10 - 130	07/15/24 11:26	07/16/24 19:22	1
d3-NMePFOSA	70.3		10 - 130	07/15/24 11:26	07/16/24 19:22	1

Method: EPA Draft-4 1633 - Per- and Polyfluoroalkyl Substances by LC/MS/MS - RA

Analyte	Result	Qualifier	RL	MDL	Unit	D	Prepared	Analyzed	Dil Fac
Perfluorobutanesulfonic acid (PFBS)	0.89	J	3.4	0.85	ng/L		07/15/24 11:26	07/17/24 15:03	1

Isotope Dilution	%Recovery	Qualifier	Limits	Prepared	Analyzed	Dil Fac
13C3 PFBS	71.5		40 - 135	07/15/24 11:26	07/17/24 15:03	1

Method: EPA 1668A - Chlorinated Biphenyl Congeners (HRGC/HRMS)

Analyte	Result	Qualifier	RL	MDL	Unit	D	Prepared	Analyzed	Dil Fac
PCB-1	ND		21	20	pg/L		07/08/24 12:40	07/12/24 04:49	1
PCB-2	ND		210	17	pg/L		07/08/24 12:40	07/12/24 04:49	1
PCB-3	ND		62	49	pg/L		07/08/24 12:40	07/12/24 04:49	1
PCB-4	ND		41	25	pg/L		07/08/24 12:40	07/12/24 04:49	1
PCB-5	ND		210	11	pg/L		07/08/24 12:40	07/12/24 04:49	1
PCB-6	ND		210	25	pg/L		07/08/24 12:40	07/12/24 04:49	1
PCB-7	ND		210	19	pg/L		07/08/24 12:40	07/12/24 04:49	1

Eurofins Albuquerque

Client Sample Results

Client: Albuquerque Metropolitan Arroyo Flood Control Authority
 Project/Site: CMC

Job ID: 885-7077-1

Client Sample ID: RG-North20240626

Lab Sample ID: 885-7077-1

Date Collected: 06/26/24 15:05

Matrix: Water

Date Received: 06/27/24 14:37

Method: EPA 1668A - Chlorinated Biphenyl Congeners (HRGC/HRMS) (Continued)

Analyte	Result	Qualifier	RL	MDL	Unit	D	Prepared	Analyzed	Dil Fac
PCB-8	ND		210	27	pg/L		07/08/24 12:40	07/12/24 04:49	1
PCB-9	ND		210	13	pg/L		07/08/24 12:40	07/12/24 04:49	1
PCB-10	ND		210	16	pg/L		07/08/24 12:40	07/12/24 04:49	1
PCB-11	ND		210	150	pg/L		07/08/24 12:40	07/12/24 04:49	1
PCB-12	ND		410	31	pg/L		07/08/24 12:40	07/12/24 04:49	1
PCB-13	ND		410	31	pg/L		07/08/24 12:40	07/12/24 04:49	1
PCB-14	ND		210	72	pg/L		07/08/24 12:40	07/12/24 04:49	1
PCB-15	ND		41	22	pg/L		07/08/24 12:40	07/12/24 04:49	1
PCB-16	ND		210	7.0	pg/L		07/08/24 12:40	07/12/24 04:49	1
PCB-17	ND		210	15	pg/L		07/08/24 12:40	07/12/24 04:49	1
PCB-18	ND		410	15	pg/L		07/08/24 12:40	07/12/24 04:49	1
PCB-19	ND		21	9.6	pg/L		07/08/24 12:40	07/12/24 04:49	1
PCB-20	ND		410	21	pg/L		07/08/24 12:40	07/12/24 04:49	1
PCB-21	ND		410	15	pg/L		07/08/24 12:40	07/12/24 04:49	1
PCB-22	ND		210	7.5	pg/L		07/08/24 12:40	07/12/24 04:49	1
PCB-23	ND		210	8.2	pg/L		07/08/24 12:40	07/12/24 04:49	1
PCB-24	ND		210	9.9	pg/L		07/08/24 12:40	07/12/24 04:49	1
PCB-25	ND		210	14	pg/L		07/08/24 12:40	07/12/24 04:49	1
PCB-26	ND		410	9.6	pg/L		07/08/24 12:40	07/12/24 04:49	1
PCB-27	ND		210	9.9	pg/L		07/08/24 12:40	07/12/24 04:49	1
PCB-28	ND		410	21	pg/L		07/08/24 12:40	07/12/24 04:49	1
PCB-29	ND		410	9.6	pg/L		07/08/24 12:40	07/12/24 04:49	1
PCB-30	ND		410	15	pg/L		07/08/24 12:40	07/12/24 04:49	1
PCB-31	ND		210	21	pg/L		07/08/24 12:40	07/12/24 04:49	1
PCB-32	ND		210	9.8	pg/L		07/08/24 12:40	07/12/24 04:49	1
PCB-33	ND		410	15	pg/L		07/08/24 12:40	07/12/24 04:49	1
PCB-34	ND		210	14	pg/L		07/08/24 12:40	07/12/24 04:49	1
PCB-35	ND		210	8.3	pg/L		07/08/24 12:40	07/12/24 04:49	1
PCB-36	ND		210	14	pg/L		07/08/24 12:40	07/12/24 04:49	1
PCB-37	ND		21	13	pg/L		07/08/24 12:40	07/12/24 04:49	1
PCB-38	ND		210	13	pg/L		07/08/24 12:40	07/12/24 04:49	1
PCB-39	ND		210	10	pg/L		07/08/24 12:40	07/12/24 04:49	1
PCB-40	ND		410	12	pg/L		07/08/24 12:40	07/12/24 04:49	1
PCB-41	ND		210	8.6	pg/L		07/08/24 12:40	07/12/24 04:49	1
PCB-42	ND		210	8.4	pg/L		07/08/24 12:40	07/12/24 04:49	1
PCB-43	ND		210	12	pg/L		07/08/24 12:40	07/12/24 04:49	1
PCB-44	ND		620	36	pg/L		07/08/24 12:40	07/12/24 04:49	1
PCB-45	ND		410	7.9	pg/L		07/08/24 12:40	07/12/24 04:49	1
PCB-46	ND		210	11	pg/L		07/08/24 12:40	07/12/24 04:49	1
PCB-47	ND		620	36	pg/L		07/08/24 12:40	07/12/24 04:49	1
PCB-48	ND		210	10	pg/L		07/08/24 12:40	07/12/24 04:49	1
PCB-49	ND		410	14	pg/L		07/08/24 12:40	07/12/24 04:49	1
PCB-50	ND		410	11	pg/L		07/08/24 12:40	07/12/24 04:49	1
PCB-51	ND		410	8.0	pg/L		07/08/24 12:40	07/12/24 04:49	1
PCB-52	ND		210	25	pg/L		07/08/24 12:40	07/12/24 04:49	1
PCB-53	ND		410	11	pg/L		07/08/24 12:40	07/12/24 04:49	1
PCB-54	ND		21	8.6	pg/L		07/08/24 12:40	07/12/24 04:49	1
PCB-55	ND		210	7.8	pg/L		07/08/24 12:40	07/12/24 04:49	1
PCB-56	ND		210	6.8	pg/L		07/08/24 12:40	07/12/24 04:49	1

Euofins Albuquerque

Client Sample Results

Client: Albuquerque Metropolitan Arroyo Flood Control Authority
 Project/Site: CMC

Job ID: 885-7077-1

Client Sample ID: RG-North20240626

Lab Sample ID: 885-7077-1

Date Collected: 06/26/24 15:05

Matrix: Water

Date Received: 06/27/24 14:37

Method: EPA 1668A - Chlorinated Biphenyl Congeners (HRGC/HRMS) (Continued)

Analyte	Result	Qualifier	RL	MDL	Unit	D	Prepared	Analyzed	Dil Fac
PCB-57	ND		210	13	pg/L		07/08/24 12:40	07/12/24 04:49	1
PCB-58	ND		210	16	pg/L		07/08/24 12:40	07/12/24 04:49	1
PCB-59	ND		620	13	pg/L		07/08/24 12:40	07/12/24 04:49	1
PCB-60	ND		210	9.7	pg/L		07/08/24 12:40	07/12/24 04:49	1
PCB-61	ND		820	20	pg/L		07/08/24 12:40	07/12/24 04:49	1
PCB-62	ND		620	13	pg/L		07/08/24 12:40	07/12/24 04:49	1
PCB-63	ND		210	10	pg/L		07/08/24 12:40	07/12/24 04:49	1
PCB-64	ND		210	9.6	pg/L		07/08/24 12:40	07/12/24 04:49	1
PCB-65	ND		620	36	pg/L		07/08/24 12:40	07/12/24 04:49	1
PCB-66	ND		210	11	pg/L		07/08/24 12:40	07/12/24 04:49	1
PCB-67	ND		210	13	pg/L		07/08/24 12:40	07/12/24 04:49	1
PCB-68	ND		210	9.4	pg/L		07/08/24 12:40	07/12/24 04:49	1
PCB-69	ND		410	14	pg/L		07/08/24 12:40	07/12/24 04:49	1
PCB-70	ND		820	20	pg/L		07/08/24 12:40	07/12/24 04:49	1
PCB-71	ND		410	12	pg/L		07/08/24 12:40	07/12/24 04:49	1
PCB-72	ND		210	14	pg/L		07/08/24 12:40	07/12/24 04:49	1
PCB-73	ND		210	5.4	pg/L		07/08/24 12:40	07/12/24 04:49	1
PCB-74	ND		820	20	pg/L		07/08/24 12:40	07/12/24 04:49	1
PCB-75	ND		620	13	pg/L		07/08/24 12:40	07/12/24 04:49	1
PCB-76	ND		820	20	pg/L		07/08/24 12:40	07/12/24 04:49	1
PCB-77	ND		21	17	pg/L		07/08/24 12:40	07/12/24 04:49	1
PCB-78	ND		210	15	pg/L		07/08/24 12:40	07/12/24 04:49	1
PCB-79	ND		210	8.3	pg/L		07/08/24 12:40	07/12/24 04:49	1
PCB-80	ND		210	8.3	pg/L		07/08/24 12:40	07/12/24 04:49	1
PCB-81	ND		21	17	pg/L		07/08/24 12:40	07/12/24 04:49	1
PCB-82	ND		210	13	pg/L		07/08/24 12:40	07/12/24 04:49	1
PCB-83	ND		410	9.6	pg/L		07/08/24 12:40	07/12/24 04:49	1
PCB-84	ND		210	10	pg/L		07/08/24 12:40	07/12/24 04:49	1
PCB-85	ND		620	17	pg/L		07/08/24 12:40	07/12/24 04:49	1
PCB-86	ND		1200	30	pg/L		07/08/24 12:40	07/12/24 04:49	1
PCB-87	ND		1200	30	pg/L		07/08/24 12:40	07/12/24 04:49	1
PCB-88	ND		410	9.2	pg/L		07/08/24 12:40	07/12/24 04:49	1
PCB-89	ND		210	8.5	pg/L		07/08/24 12:40	07/12/24 04:49	1
PCB-90	ND		620	17	pg/L		07/08/24 12:40	07/12/24 04:49	1
PCB-91	ND		410	9.2	pg/L		07/08/24 12:40	07/12/24 04:49	1
PCB-92	ND		210	12	pg/L		07/08/24 12:40	07/12/24 04:49	1
PCB-93	ND		410	11	pg/L		07/08/24 12:40	07/12/24 04:49	1
PCB-94	ND		210	11	pg/L		07/08/24 12:40	07/12/24 04:49	1
PCB-95	ND		210	32	pg/L		07/08/24 12:40	07/12/24 04:49	1
PCB-96	ND		210	16	pg/L		07/08/24 12:40	07/12/24 04:49	1
PCB-97	ND		1200	30	pg/L		07/08/24 12:40	07/12/24 04:49	1
PCB-98	ND		410	14	pg/L		07/08/24 12:40	07/12/24 04:49	1
PCB-99	ND		410	8.2	pg/L		07/08/24 12:40	07/12/24 04:49	1
PCB-100	ND		410	11	pg/L		07/08/24 12:40	07/12/24 04:49	1
PCB-101	ND		620	17	pg/L		07/08/24 12:40	07/12/24 04:49	1
PCB-102	ND		410	14	pg/L		07/08/24 12:40	07/12/24 04:49	1
PCB-103	ND		210	8.9	pg/L		07/08/24 12:40	07/12/24 04:49	1
PCB-104	ND		21	13	pg/L		07/08/24 12:40	07/12/24 04:49	1
PCB-105	ND		21	9.5	pg/L		07/08/24 12:40	07/12/24 04:49	1

Euofins Albuquerque

Client Sample Results

Client: Albuquerque Metropolitan Arroyo Flood Control Authority
 Project/Site: CMC

Job ID: 885-7077-1

Client Sample ID: RG-North20240626

Lab Sample ID: 885-7077-1

Date Collected: 06/26/24 15:05

Matrix: Water

Date Received: 06/27/24 14:37

Method: EPA 1668A - Chlorinated Biphenyl Congeners (HRGC/HRMS) (Continued)

Analyte	Result	Qualifier	RL	MDL	Unit	D	Prepared	Analyzed	Dil Fac
PCB-106	ND		210	8.5	pg/L		07/08/24 12:40	07/12/24 04:49	1
PCB-107	ND		210	14	pg/L		07/08/24 12:40	07/12/24 04:49	1
PCB-108	ND		410	30	pg/L		07/08/24 12:40	07/12/24 04:49	1
PCB-109	ND		1200	5.1	pg/L		07/08/24 12:40	07/12/24 04:49	1
PCB-110	ND		410	14	pg/L		07/08/24 12:40	07/12/24 04:49	1
PCB-111	ND		210	8.9	pg/L		07/08/24 12:40	07/12/24 04:49	1
PCB-112	ND		210	6.4	pg/L		07/08/24 12:40	07/12/24 04:49	1
PCB-113	ND		620	17	pg/L		07/08/24 12:40	07/12/24 04:49	1
PCB-114	ND		21	7.9	pg/L		07/08/24 12:40	07/12/24 04:49	1
PCB-115	ND		410	14	pg/L		07/08/24 12:40	07/12/24 04:49	1
PCB-116	ND		620	17	pg/L		07/08/24 12:40	07/12/24 04:49	1
PCB-117	ND		620	17	pg/L		07/08/24 12:40	07/12/24 04:49	1
PCB-118	ND		21	9.1	pg/L		07/08/24 12:40	07/12/24 04:49	1
PCB-119	ND		1200	30	pg/L		07/08/24 12:40	07/12/24 04:49	1
PCB-120	ND		210	5.8	pg/L		07/08/24 12:40	07/12/24 04:49	1
PCB-121	ND		210	11	pg/L		07/08/24 12:40	07/12/24 04:49	1
PCB-122	ND		210	8.3	pg/L		07/08/24 12:40	07/12/24 04:49	1
PCB-123	ND		21	10	pg/L		07/08/24 12:40	07/12/24 04:49	1
PCB-124	ND		410	14	pg/L		07/08/24 12:40	07/12/24 04:49	1
PCB-125	ND		1200	30	pg/L		07/08/24 12:40	07/12/24 04:49	1
PCB-126	ND		21	14	pg/L		07/08/24 12:40	07/12/24 04:49	1
PCB-127	ND		210	15	pg/L		07/08/24 12:40	07/12/24 04:49	1
PCB-128	ND		410	10	pg/L		07/08/24 12:40	07/12/24 04:49	1
PCB-129	ND		820	16	pg/L		07/08/24 12:40	07/12/24 04:49	1
PCB-130	ND		210	11	pg/L		07/08/24 12:40	07/12/24 04:49	1
PCB-131	ND		210	14	pg/L		07/08/24 12:40	07/12/24 04:49	1
PCB-132	ND		210	14	pg/L		07/08/24 12:40	07/12/24 04:49	1
PCB-133	ND		210	11	pg/L		07/08/24 12:40	07/12/24 04:49	1
PCB-134	ND		410	15	pg/L		07/08/24 12:40	07/12/24 04:49	1
PCB-135	ND		410	10	pg/L		07/08/24 12:40	07/12/24 04:49	1
PCB-136	ND		210	6.3	pg/L		07/08/24 12:40	07/12/24 04:49	1
PCB-137	ND		210	12	pg/L		07/08/24 12:40	07/12/24 04:49	1
PCB-138	ND		820	16	pg/L		07/08/24 12:40	07/12/24 04:49	1
PCB-139	ND		410	9.6	pg/L		07/08/24 12:40	07/12/24 04:49	1
PCB-140	ND		410	9.6	pg/L		07/08/24 12:40	07/12/24 04:49	1
PCB-141	ND		210	7.4	pg/L		07/08/24 12:40	07/12/24 04:49	1
PCB-142	ND		210	13	pg/L		07/08/24 12:40	07/12/24 04:49	1
PCB-143	ND		410	15	pg/L		07/08/24 12:40	07/12/24 04:49	1
PCB-144	ND		210	6.3	pg/L		07/08/24 12:40	07/12/24 04:49	1
PCB-145	ND		210	14	pg/L		07/08/24 12:40	07/12/24 04:49	1
PCB-146	ND		210	7.3	pg/L		07/08/24 12:40	07/12/24 04:49	1
PCB-147	ND		410	9.6	pg/L		07/08/24 12:40	07/12/24 04:49	1
PCB-148	ND		210	6.8	pg/L		07/08/24 12:40	07/12/24 04:49	1
PCB-149	ND		410	9.6	pg/L		07/08/24 12:40	07/12/24 04:49	1
PCB-150	ND		210	12	pg/L		07/08/24 12:40	07/12/24 04:49	1
PCB-151	ND		410	10	pg/L		07/08/24 12:40	07/12/24 04:49	1
PCB-152	ND		210	5.6	pg/L		07/08/24 12:40	07/12/24 04:49	1
PCB-153	ND		410	9.6	pg/L		07/08/24 12:40	07/12/24 04:49	1
PCB-154	ND		210	5.9	pg/L		07/08/24 12:40	07/12/24 04:49	1

Euofins Albuquerque

Client Sample Results

Client: Albuquerque Metropolitan Arroyo Flood Control Authority
 Project/Site: CMC

Job ID: 885-7077-1

Client Sample ID: RG-North20240626

Lab Sample ID: 885-7077-1

Date Collected: 06/26/24 15:05

Matrix: Water

Date Received: 06/27/24 14:37

Method: EPA 1668A - Chlorinated Biphenyl Congeners (HRGC/HRMS) (Continued)

Analyte	Result	Qualifier	RL	MDL	Unit	D	Prepared	Analyzed	Dil Fac
PCB-155	ND		21	14	pg/L		07/08/24 12:40	07/12/24 04:49	1
PCB-156	ND		41	14	pg/L		07/08/24 12:40	07/12/24 04:49	1
PCB-157	ND		41	14	pg/L		07/08/24 12:40	07/12/24 04:49	1
PCB-158	ND		210	11	pg/L		07/08/24 12:40	07/12/24 04:49	1
PCB-159	ND		210	15	pg/L		07/08/24 12:40	07/12/24 04:49	1
PCB-160	ND		820	7.5	pg/L		07/08/24 12:40	07/12/24 04:49	1
PCB-161	ND		210	15	pg/L		07/08/24 12:40	07/12/24 04:49	1
PCB-162	ND		210	9.2	pg/L		07/08/24 12:40	07/12/24 04:49	1
PCB-163	ND		820	16	pg/L		07/08/24 12:40	07/12/24 04:49	1
PCB-164	ND		210	21	pg/L		07/08/24 12:40	07/12/24 04:49	1
PCB-165	ND		210	13	pg/L		07/08/24 12:40	07/12/24 04:49	1
PCB-166	ND		410	10	pg/L		07/08/24 12:40	07/12/24 04:49	1
PCB-167	ND		21	7.9	pg/L		07/08/24 12:40	07/12/24 04:49	1
PCB-168	ND		410	9.6	pg/L		07/08/24 12:40	07/12/24 04:49	1
PCB-169	ND		21	15	pg/L		07/08/24 12:40	07/12/24 04:49	1
PCB-170	ND		210	19	pg/L		07/08/24 12:40	07/12/24 04:49	1
PCB-171	ND		410	14	pg/L		07/08/24 12:40	07/12/24 04:49	1
PCB-172	ND		210	16	pg/L		07/08/24 12:40	07/12/24 04:49	1
PCB-173	ND		410	14	pg/L		07/08/24 12:40	07/12/24 04:49	1
PCB-174	ND		210	17	pg/L		07/08/24 12:40	07/12/24 04:49	1
PCB-175	ND		210	15	pg/L		07/08/24 12:40	07/12/24 04:49	1
PCB-176	ND		210	15	pg/L		07/08/24 12:40	07/12/24 04:49	1
PCB-177	ND		210	16	pg/L		07/08/24 12:40	07/12/24 04:49	1
PCB-178	ND		210	14	pg/L		07/08/24 12:40	07/12/24 04:49	1
PCB-179	ND		210	15	pg/L		07/08/24 12:40	07/12/24 04:49	1
PCB-180	ND		410	10	pg/L		07/08/24 12:40	07/12/24 04:49	1
PCB-181	ND		210	20	pg/L		07/08/24 12:40	07/12/24 04:49	1
PCB-182	ND		210	15	pg/L		07/08/24 12:40	07/12/24 04:49	1
PCB-183	ND		210	15	pg/L		07/08/24 12:40	07/12/24 04:49	1
PCB-184	ND		210	14	pg/L		07/08/24 12:40	07/12/24 04:49	1
PCB-185	ND		210	12	pg/L		07/08/24 12:40	07/12/24 04:49	1
PCB-186	ND		210	16	pg/L		07/08/24 12:40	07/12/24 04:49	1
PCB-187	ND		210	19	pg/L		07/08/24 12:40	07/12/24 04:49	1
PCB-188	ND		21	10	pg/L		07/08/24 12:40	07/12/24 04:49	1
PCB-189	ND		21	16	pg/L		07/08/24 12:40	07/12/24 04:49	1
PCB-190	ND		210	15	pg/L		07/08/24 12:40	07/12/24 04:49	1
PCB-191	ND		210	20	pg/L		07/08/24 12:40	07/12/24 04:49	1
PCB-192	ND		210	17	pg/L		07/08/24 12:40	07/12/24 04:49	1
PCB-193	ND		410	10	pg/L		07/08/24 12:40	07/12/24 04:49	1
PCB-194	ND		210	9.0	pg/L		07/08/24 12:40	07/12/24 04:49	1
PCB-195	ND		210	18	pg/L		07/08/24 12:40	07/12/24 04:49	1
PCB-196	ND		210	16	pg/L		07/08/24 12:40	07/12/24 04:49	1
PCB-197	ND		210	14	pg/L		07/08/24 12:40	07/12/24 04:49	1
PCB-198	ND		410	8.0	pg/L		07/08/24 12:40	07/12/24 04:49	1
PCB-199	ND		410	8.0	pg/L		07/08/24 12:40	07/12/24 04:49	1
PCB-200	ND		210	15	pg/L		07/08/24 12:40	07/12/24 04:49	1
PCB-201	ND		210	13	pg/L		07/08/24 12:40	07/12/24 04:49	1
PCB-202	ND		21	12	pg/L		07/08/24 12:40	07/12/24 04:49	1
PCB-203	ND		210	14	pg/L		07/08/24 12:40	07/12/24 04:49	1

Eurofins Albuquerque

Client Sample Results

Client: Albuquerque Metropolitan Arroyo Flood Control Authority
 Project/Site: CMC

Job ID: 885-7077-1

Client Sample ID: RG-North20240626

Lab Sample ID: 885-7077-1

Date Collected: 06/26/24 15:05

Matrix: Water

Date Received: 06/27/24 14:37

Method: EPA 1668A - Chlorinated Biphenyl Congeners (HRGC/HRMS) (Continued)

Analyte	Result	Qualifier	RL	MDL	Unit	D	Prepared	Analyzed	Dil Fac
PCB-204	ND		210	13	pg/L		07/08/24 12:40	07/12/24 04:49	1
PCB-205	ND		21	15	pg/L		07/08/24 12:40	07/12/24 04:49	1
PCB-206	ND		21	8.5	pg/L		07/08/24 12:40	07/12/24 04:49	1
PCB-207	ND		210	5.6	pg/L		07/08/24 12:40	07/12/24 04:49	1
PCB-208	ND		21	12	pg/L		07/08/24 12:40	07/12/24 04:49	1
PCB-209	ND		21	12	pg/L		07/08/24 12:40	07/12/24 04:49	1

Isotope Dilution	%Recovery	Qualifier	Limits	Prepared	Analyzed	Dil Fac
PCB-1L	70		15 - 150	07/08/24 12:40	07/12/24 04:49	1
PCB-3L	72		15 - 150	07/08/24 12:40	07/12/24 04:49	1
PCB-4L	66		25 - 150	07/08/24 12:40	07/12/24 04:49	1
PCB-15L	76		25 - 150	07/08/24 12:40	07/12/24 04:49	1
PCB-19L	76		25 - 150	07/08/24 12:40	07/12/24 04:49	1
PCB-37L	67		25 - 150	07/08/24 12:40	07/12/24 04:49	1
PCB-54L	57		25 - 150	07/08/24 12:40	07/12/24 04:49	1
PCB-77L	76		25 - 150	07/08/24 12:40	07/12/24 04:49	1
PCB-81L	74		25 - 150	07/08/24 12:40	07/12/24 04:49	1
PCB-104L	52		25 - 150	07/08/24 12:40	07/12/24 04:49	1
PCB-105L	73		25 - 150	07/08/24 12:40	07/12/24 04:49	1
PCB-114L	72		25 - 150	07/08/24 12:40	07/12/24 04:49	1
PCB-118L	73		25 - 150	07/08/24 12:40	07/12/24 04:49	1
PCB-123L	72		25 - 150	07/08/24 12:40	07/12/24 04:49	1
PCB-126L	77		25 - 150	07/08/24 12:40	07/12/24 04:49	1
PCB-155L	59		25 - 150	07/08/24 12:40	07/12/24 04:49	1
PCB-156L	96		25 - 150	07/08/24 12:40	07/12/24 04:49	1
PCB-156L/157L	96		25 - 150	07/08/24 12:40	07/12/24 04:49	1
PCB-157L	96		25 - 150	07/08/24 12:40	07/12/24 04:49	1
PCB-167L	93		25 - 150	07/08/24 12:40	07/12/24 04:49	1
PCB-169L	96		25 - 150	07/08/24 12:40	07/12/24 04:49	1
PCB-188L	55		25 - 150	07/08/24 12:40	07/12/24 04:49	1
PCB-189L	73		25 - 150	07/08/24 12:40	07/12/24 04:49	1
PCB-202L	65		25 - 150	07/08/24 12:40	07/12/24 04:49	1
PCB-205L	79		25 - 150	07/08/24 12:40	07/12/24 04:49	1
PCB-206L	74		25 - 150	07/08/24 12:40	07/12/24 04:49	1
PCB-208L	65		25 - 150	07/08/24 12:40	07/12/24 04:49	1
PCB-209L	71		25 - 150	07/08/24 12:40	07/12/24 04:49	1

Surrogate	%Recovery	Qualifier	Limits	Prepared	Analyzed	Dil Fac
PCB-28L	68		30 - 135	07/08/24 12:40	07/12/24 04:49	1
PCB-111L	75		30 - 135	07/08/24 12:40	07/12/24 04:49	1
PCB-178L	85		30 - 135	07/08/24 12:40	07/12/24 04:49	1

Method: EPA 200.7 Rev 4.4 - Metals (ICP) - Total Recoverable

Analyte	Result	Qualifier	RL	MDL	Unit	D	Prepared	Analyzed	Dil Fac
Calcium	33		1.0	0.053	mg/L		07/02/24 13:43	07/10/24 15:01	1
Magnesium	6.4		1.0	0.033	mg/L		07/02/24 13:43	07/08/24 12:07	1

Method: EPA 200.8 - Metals (ICP/MS)

Analyte	Result	Qualifier	RL	MDL	Unit	D	Prepared	Analyzed	Dil Fac
Uranium	1.5		1.0	0.15	ug/L		07/16/24 15:34	07/19/24 14:39	2

Euofins Albuquerque

Client Sample Results

Client: Albuquerque Metropolitan Arroyo Flood Control Authority
 Project/Site: CMC

Job ID: 885-7077-1

Client Sample ID: RG-North20240626

Lab Sample ID: 885-7077-1

Date Collected: 06/26/24 15:05

Matrix: Water

Date Received: 06/27/24 14:37

Method: EPA 200.8 - Metals (ICP/MS) - Dissolved

Analyte	Result	Qualifier	RL	MDL	Unit	D	Prepared	Analyzed	Dil Fac
Lead	ND		0.00050	0.000083	mg/L			07/09/24 10:31	1
Copper	0.00095		0.00050	0.00012	mg/L			07/09/24 10:31	1

Method: SM 2340B - Total Hardness (as CaCO3) by calculation - Total Recoverable

Analyte	Result	Qualifier	RL	MDL	Unit	D	Prepared	Analyzed	Dil Fac
Hardness as calcium carbonate	110		6.6	2.5	mg/L			07/09/24 15:25	1

General Chemistry

Analyte	Result	Qualifier	RL	MDL	Unit	D	Prepared	Analyzed	Dil Fac
HEM (Oil & Grease) (1664B)	ND		5.0	4.4	mg/L			07/08/24 09:19	1
Total Dissolved Solids (SM 2540C)	250		50	25	mg/L			07/02/24 14:21	1
Nitrogen, Total Kjeldahl (EPA 351.2)	0.60		0.50	0.50	mg/L		07/08/24 11:40	07/09/24 13:01	1
Total Phosphorus as P (EPA 365.1)	0.13		0.050	0.050	mg/L		07/11/24 08:30	07/16/24 09:30	1
Chemical Oxygen Demand (SM 5220D)	ND		50	50	mg/L			07/09/24 14:14	1
Total Suspended Solids (SM 2540D)	58		4.0	4.0	mg/L			07/02/24 16:35	1
pH (SM 4500 H+ B)	8.1	HF	0.1	0.1	SU			07/09/24 22:21	1
Biochemical Oxygen Demand (SM5210B)	2.0	*- b	2.0	2.0	mg/L			06/28/24 11:05	1

General Chemistry - Dissolved

Analyte	Result	Qualifier	RL	MDL	Unit	D	Prepared	Analyzed	Dil Fac
Total Phosphorus as P (EPA 365.1)	0.055		0.050	0.050	mg/L		07/11/24 08:30	07/16/24 09:32	1

Method: EPA 900.0 - Gross Alpha and Gross Beta Radioactivity

Analyte	Result	Qualifier	Count		RL	MDC	Unit	Prepared	Analyzed	Dil Fac
			Uncert. (2σ+/-)	Total (2σ+/-)						
Gross Alpha	6.25	G	2.76	2.85	3.00	3.55	pCi/L	07/03/24 08:58	07/18/24 17:21	1
Gross Beta	5.30		1.17	1.28	4.00	1.26	pCi/L	07/03/24 08:58	07/18/24 17:21	1

Method: SM Gross Alpha Adj - Gross Alpha Adjusted

Analyte	Result	Qualifier	Count		RL	MDC	Unit	Prepared	Analyzed	Dil Fac
			Uncert. (2σ+/-)	Total (2σ+/-)						
Adjusted Gross Alpha	5.25				3.00	3.55	pCi/L		07/19/24 14:39	1

Client Sample Results

Client: Albuquerque Metropolitan Arroyo Flood Control Authority
Project/Site: CMC

Job ID: 885-7077-1

Client Sample ID: RG-South20240627

Lab Sample ID: 885-7077-2

Date Collected: 06/27/24 13:10

Matrix: Water

Date Received: 06/27/24 14:37

Method: EPA 624.1 - Volatile Organic Compounds (GC/MS)

Analyte	Result	Qualifier	RL	MDL	Unit	D	Prepared	Analyzed	Dil Fac
Tetrahydrofuran	ND	H	0.010	0.0018	mg/L			07/03/24 03:08	1
Surrogate	%Recovery	Qualifier	Limits				Prepared	Analyzed	Dil Fac
1,2-Dichloroethane-d4 (Surr)	104		63 - 144					07/03/24 03:08	1
4-Bromofluorobenzene (Surr)	105		74 - 124					07/03/24 03:08	1
Dibromofluoromethane (Surr)	105		75 - 131					07/03/24 03:08	1
Toluene-d8 (Surr)	102		80 - 120					07/03/24 03:08	1

Method: EPA 625.1 - Semivolatile Organic Compounds (GC-MS/MS)

Analyte	Result	Qualifier	RL	MDL	Unit	D	Prepared	Analyzed	Dil Fac
Benzidine	ND		1.1	0.090	ug/L		07/02/24 12:40	07/05/24 15:46	1
Benzo[a]anthracene	ND	*+	0.11	0.0095	ug/L		07/02/24 12:40	07/05/24 15:46	1
Benzo[b]fluoranthene	ND	*+	0.57	0.066	ug/L		07/02/24 12:40	07/05/24 15:46	1
Bis(2-ethylhexyl) phthalate	ND	*+	2.8	1.4	ug/L		07/02/24 12:40	07/05/24 15:46	1
Chrysene	ND	*+	0.57	0.081	ug/L		07/02/24 12:40	07/05/24 15:46	1
Dibenz(a,h)anthracene	ND		0.11	0.051	ug/L		07/02/24 12:40	07/05/24 15:46	1
Dibenzofuran	ND		0.57	0.11	ug/L		07/02/24 12:40	07/05/24 15:46	1
Indeno[1,2,3-cd]pyrene	ND		0.57	0.10	ug/L		07/02/24 12:40	07/05/24 15:46	1
Pentachlorophenol	ND		1.1	1.0	ug/L		07/02/24 12:40	07/05/24 15:46	1
Benzo[k]fluoranthene	ND	*+	0.57	0.047	ug/L		07/02/24 12:40	07/05/24 15:46	1
Surrogate	%Recovery	Qualifier	Limits				Prepared	Analyzed	Dil Fac
2-Fluorobiphenyl	123		43 - 130				07/02/24 12:40	07/05/24 15:46	1
2-Fluorophenol (Surr)	87		19 - 120				07/02/24 12:40	07/05/24 15:46	1
Nitrobenzene-d5 (Surr)	144	S1+	37 - 133				07/02/24 12:40	07/05/24 15:46	1
Phenol-d5 (Surr)	61		8 - 124				07/02/24 12:40	07/05/24 15:46	1
p-Terphenyl-d14 (Surr)	89		47 - 130				07/02/24 12:40	07/05/24 15:46	1
2,4,6-Tribromophenol (Surr)	153	S1+	35 - 130				07/02/24 12:40	07/05/24 15:46	1

Method: EPA 608.3 - Organochlorine Pesticides/PCBs in Water

Analyte	Result	Qualifier	RL	MDL	Unit	D	Prepared	Analyzed	Dil Fac
Dieldrin	ND	*+	0.000053	0.000018	mg/L		07/02/24 22:42	07/03/24 14:58	1
Surrogate	%Recovery	Qualifier	Limits				Prepared	Analyzed	Dil Fac
DCB Decachlorobiphenyl (Surr)	29	S1-	45 - 115				07/02/24 22:42	07/03/24 14:58	1
Tetrachloro-m-xylene	145	S1+	41 - 110				07/02/24 22:42	07/03/24 14:58	1

Method: SW846 8081B_LL - Organochlorine Pesticides (GC)

Analyte	Result	Qualifier	RL	MDL	Unit	D	Prepared	Analyzed	Dil Fac
Dieldrin	ND	*+	0.000010	0.0000000	mg/L		07/03/24 13:50	07/05/24 12:10	1
				81					
Surrogate	%Recovery	Qualifier	Limits				Prepared	Analyzed	Dil Fac
DCB Decachlorobiphenyl (Surr)	103		15 - 136				07/03/24 13:50	07/05/24 12:10	1
Tetrachloro-m-xylene	111		18 - 126				07/03/24 13:50	07/05/24 12:10	1

Method: EPA 300.0 - Anions, Ion Chromatography

Analyte	Result	Qualifier	RL	MDL	Unit	D	Prepared	Analyzed	Dil Fac
Nitrate	0.62		0.10	0.020	mg/L			06/28/24 12:29	1
Nitrite	ND		0.10	0.012	mg/L			06/28/24 12:29	1

Euofins Albuquerque

Client Sample Results

Client: Albuquerque Metropolitan Arroyo Flood Control Authority
 Project/Site: CMC

Job ID: 885-7077-1

Client Sample ID: RG-South20240627

Lab Sample ID: 885-7077-2

Date Collected: 06/27/24 13:10

Matrix: Water

Date Received: 06/27/24 14:37

Method: EPA Draft-4 1633 - Per- and Polyfluoroalkyl Substances by LC/MS/MS

Analyte	Result	Qualifier	RL	MDL	Unit	D	Prepared	Analyzed	Dil Fac
Perfluorobutanoic acid (PFBA)	3.8	J	12	3.0	ng/L		07/15/24 11:26	07/16/24 19:39	1
Perfluoropentanoic acid (PFPeA)	3.1	J	6.1	1.5	ng/L		07/15/24 11:26	07/16/24 19:39	1
Perfluorohexanoic acid (PFHxA)	2.2	J	3.0	0.76	ng/L		07/15/24 11:26	07/16/24 19:39	1
Perfluoroheptanoic acid (PFHpA)	ND		3.0	0.76	ng/L		07/15/24 11:26	07/16/24 19:39	1
Perfluorooctanoic acid (PFOA)	1.5	J	3.0	0.76	ng/L		07/15/24 11:26	07/16/24 19:39	1
Perfluorononanoic acid (PFNA)	1.0	J	3.0	0.76	ng/L		07/15/24 11:26	07/16/24 19:39	1
Perfluorodecanoic acid (PFDA)	ND		3.0	0.76	ng/L		07/15/24 11:26	07/16/24 19:39	1
Perfluoroundecanoic acid (PFUnA)	ND		3.0	0.76	ng/L		07/15/24 11:26	07/16/24 19:39	1
Perfluorododecanoic acid (PFDoA)	ND		3.0	0.76	ng/L		07/15/24 11:26	07/16/24 19:39	1
Perfluorotridecanoic acid (PFTrDA)	ND		3.0	0.76	ng/L		07/15/24 11:26	07/16/24 19:39	1
Perfluorotetradecanoic acid (PFTeDA)	ND		3.0	0.76	ng/L		07/15/24 11:26	07/16/24 19:39	1
Perfluoropentanesulfonic acid (PFPeS)	ND		3.0	0.76	ng/L		07/15/24 11:26	07/16/24 19:39	1
Perfluoroheptanesulfonic acid (PFHpS)	ND		3.0	0.76	ng/L		07/15/24 11:26	07/16/24 19:39	1
Perfluorooctanesulfonic acid (PFOS)	1.6	J I	3.0	0.76	ng/L		07/15/24 11:26	07/16/24 19:39	1
Perfluoronanesulfonic acid (PFNS)	ND		3.0	0.76	ng/L		07/15/24 11:26	07/16/24 19:39	1
Perfluorodecanesulfonic acid (PFDS)	ND		3.0	0.76	ng/L		07/15/24 11:26	07/16/24 19:39	1
Perfluorododecanesulfonic acid (PFDoS)	ND		3.0	0.76	ng/L		07/15/24 11:26	07/16/24 19:39	1
1H,1H,2H,2H-Perfluorohexane sulfonic acid (4:2 FTS)	ND		12	3.0	ng/L		07/15/24 11:26	07/16/24 19:39	1
1H,1H,2H,2H-Perfluorooctane sulfonic acid (6:2 FTS)	ND		12	3.0	ng/L		07/15/24 11:26	07/16/24 19:39	1
1H,1H,2H,2H-Perfluorodecane sulfonic acid (8:2 FTS)	ND		12	3.0	ng/L		07/15/24 11:26	07/16/24 19:39	1
Perfluorooctanesulfonamide (PFOSA)	ND		3.0	0.76	ng/L		07/15/24 11:26	07/16/24 19:39	1
N-methylperfluorooctane sulfonamide (NMeFOSA)	ND		3.0	0.76	ng/L		07/15/24 11:26	07/16/24 19:39	1
N-ethylperfluorooctane sulfonamide (NEtFOSA)	ND		3.0	0.76	ng/L		07/15/24 11:26	07/16/24 19:39	1
N-methylperfluorooctanesulfonamidoacetic acid (NMeFOSAA)	ND		3.0	0.76	ng/L		07/15/24 11:26	07/16/24 19:39	1
N-ethylperfluorooctanesulfonamidoacetic acid (NEtFOSAA)	ND		3.0	0.76	ng/L		07/15/24 11:26	07/16/24 19:39	1
N-methylperfluorooctane sulfonamidoethanol (NMeFOSE)	ND		30	7.6	ng/L		07/15/24 11:26	07/16/24 19:39	1
N-ethylperfluorooctane sulfonamidoethanol (NEtFOSE)	ND		30	7.6	ng/L		07/15/24 11:26	07/16/24 19:39	1
Hexafluoropropylene Oxide Dimer Acid (HFPO-DA)	ND		12	3.0	ng/L		07/15/24 11:26	07/16/24 19:39	1
4,8-Dioxo-3H-perfluorononanoic acid (ADONA)	ND		12	3.0	ng/L		07/15/24 11:26	07/16/24 19:39	1
Perfluoro-3-methoxypropanoic acid (PFMPA)	ND		6.1	1.5	ng/L		07/15/24 11:26	07/16/24 19:39	1
Perfluoro-4-methoxybutanoic acid (PFMBA)	ND		6.1	1.5	ng/L		07/15/24 11:26	07/16/24 19:39	1
Nonafluoro-3,6-dioxahexanoic acid (NFDHA)	ND		6.1	1.5	ng/L		07/15/24 11:26	07/16/24 19:39	1
9-Chlorohexadecafluoro-3-oxanonane-1-sulfonic acid(9CI-PF3ONS)	ND		12	3.0	ng/L		07/15/24 11:26	07/16/24 19:39	1

Eurofins Albuquerque

Client Sample Results

Client: Albuquerque Metropolitan Arroyo Flood Control Authority
 Project/Site: CMC

Job ID: 885-7077-1

Client Sample ID: RG-South20240627

Lab Sample ID: 885-7077-2

Date Collected: 06/27/24 13:10

Matrix: Water

Date Received: 06/27/24 14:37

Method: EPA Draft-4 1633 - Per- and Polyfluoroalkyl Substances by LC/MS/MS (Continued)

Analyte	Result	Qualifier	RL	MDL	Unit	D	Prepared	Analyzed	Dil Fac
11-Chloroeicosafluoro-3-oxaundecan e-1-sulfonic acid (11Cl-PF3OUdS)	ND		12	3.0	ng/L		07/15/24 11:26	07/16/24 19:39	1
Perfluoro (2-ethoxyethane) sulfonic acid (PFEESA)	ND		6.1	1.5	ng/L		07/15/24 11:26	07/16/24 19:39	1
3-Perfluoropropylpropanoic acid (3:3 FTCA)	ND		15	3.8	ng/L		07/15/24 11:26	07/16/24 19:39	1
3-Perfluoropentylpropanoic acid (5:3 FTCA)	ND		76	19	ng/L		07/15/24 11:26	07/16/24 19:39	1
3-Perfluoroheptylpropanoic acid (7:3 FTCA)	ND		76	19	ng/L		07/15/24 11:26	07/16/24 19:39	1

Isotope Dilution	%Recovery	Qualifier	Limits	Prepared	Analyzed	Dil Fac
13C4 PFBA	95.6		5 - 130	07/15/24 11:26	07/16/24 19:39	1
13C5 PFPeA	102		40 - 130	07/15/24 11:26	07/16/24 19:39	1
13C5 PFHxA	96.9		40 - 130	07/15/24 11:26	07/16/24 19:39	1
13C4 PFHpA	110		40 - 130	07/15/24 11:26	07/16/24 19:39	1
13C8 PFOA	96.8		40 - 130	07/15/24 11:26	07/16/24 19:39	1
13C9 PFNA	87.6		40 - 130	07/15/24 11:26	07/16/24 19:39	1
13C6 PFDA	94.8		40 - 130	07/15/24 11:26	07/16/24 19:39	1
13C7 PFUnA	94.3		30 - 130	07/15/24 11:26	07/16/24 19:39	1
13C2 PFDoA	86.3		10 - 130	07/15/24 11:26	07/16/24 19:39	1
13C2 PFTeDA	71.2		10 - 130	07/15/24 11:26	07/16/24 19:39	1
13C3 PFHxS	82.6		40 - 130	07/15/24 11:26	07/16/24 19:39	1
13C8 PFOS	105		40 - 130	07/15/24 11:26	07/16/24 19:39	1
13C8 PFOSA	94.1		40 - 130	07/15/24 11:26	07/16/24 19:39	1
d3-NMeFOSAA	104		40 - 170	07/15/24 11:26	07/16/24 19:39	1
d5-NEtFOSAA	111		25 - 135	07/15/24 11:26	07/16/24 19:39	1
13C2 4:2 FTS	99.0		40 - 200	07/15/24 11:26	07/16/24 19:39	1
13C2 6:2 FTS	117		40 - 200	07/15/24 11:26	07/16/24 19:39	1
13C2 8:2 FTS	107		40 - 300	07/15/24 11:26	07/16/24 19:39	1
13C3 HFPO-DA	93.1		40 - 130	07/15/24 11:26	07/16/24 19:39	1
d7-N-MeFOSE-M	66.7		10 - 130	07/15/24 11:26	07/16/24 19:39	1
d9-N-EtFOSE-M	63.5		10 - 130	07/15/24 11:26	07/16/24 19:39	1
d5-NEtPFOSA	65.1		10 - 130	07/15/24 11:26	07/16/24 19:39	1
d3-NMePFOSA	67.6		10 - 130	07/15/24 11:26	07/16/24 19:39	1

Method: EPA Draft-4 1633 - Per- and Polyfluoroalkyl Substances by LC/MS/MS - RA

Analyte	Result	Qualifier	RL	MDL	Unit	D	Prepared	Analyzed	Dil Fac
Perfluorobutanesulfonic acid (PFBS)	4.1		3.0	0.76	ng/L		07/15/24 11:26	07/17/24 15:21	1

Isotope Dilution	%Recovery	Qualifier	Limits	Prepared	Analyzed	Dil Fac
13C3 PFBS	78.6		40 - 135	07/15/24 11:26	07/17/24 15:21	1

Method: EPA 1668A - Chlorinated Biphenyl Congeners (HRGC/HRMS)

Analyte	Result	Qualifier	RL	MDL	Unit	D	Prepared	Analyzed	Dil Fac
PCB-1	ND		21	20	pg/L		07/08/24 12:40	07/12/24 05:52	1
PCB-2	ND		210	17	pg/L		07/08/24 12:40	07/12/24 05:52	1
PCB-3	ND		62	50	pg/L		07/08/24 12:40	07/12/24 05:52	1
PCB-4	ND		41	25	pg/L		07/08/24 12:40	07/12/24 05:52	1
PCB-5	ND		210	11	pg/L		07/08/24 12:40	07/12/24 05:52	1
PCB-6	ND		210	26	pg/L		07/08/24 12:40	07/12/24 05:52	1
PCB-7	ND		210	19	pg/L		07/08/24 12:40	07/12/24 05:52	1

Eurofins Albuquerque

Client Sample Results

Client: Albuquerque Metropolitan Arroyo Flood Control Authority
 Project/Site: CMC

Job ID: 885-7077-1

Client Sample ID: RG-South20240627

Lab Sample ID: 885-7077-2

Date Collected: 06/27/24 13:10

Matrix: Water

Date Received: 06/27/24 14:37

Method: EPA 1668A - Chlorinated Biphenyl Congeners (HRGC/HRMS) (Continued)

Analyte	Result	Qualifier	RL	MDL	Unit	D	Prepared	Analyzed	Dil Fac
PCB-8	ND		210	27	pg/L		07/08/24 12:40	07/12/24 05:52	1
PCB-9	ND		210	13	pg/L		07/08/24 12:40	07/12/24 05:52	1
PCB-10	ND		210	16	pg/L		07/08/24 12:40	07/12/24 05:52	1
PCB-11	ND		210	150	pg/L		07/08/24 12:40	07/12/24 05:52	1
PCB-12	ND		410	32	pg/L		07/08/24 12:40	07/12/24 05:52	1
PCB-13	ND		410	32	pg/L		07/08/24 12:40	07/12/24 05:52	1
PCB-14	ND		210	73	pg/L		07/08/24 12:40	07/12/24 05:52	1
PCB-15	ND		41	22	pg/L		07/08/24 12:40	07/12/24 05:52	1
PCB-16	ND		210	7.1	pg/L		07/08/24 12:40	07/12/24 05:52	1
PCB-17	ND		210	16	pg/L		07/08/24 12:40	07/12/24 05:52	1
PCB-18	ND		410	15	pg/L		07/08/24 12:40	07/12/24 05:52	1
PCB-19	ND		21	9.7	pg/L		07/08/24 12:40	07/12/24 05:52	1
PCB-20	ND		410	22	pg/L		07/08/24 12:40	07/12/24 05:52	1
PCB-21	ND		410	15	pg/L		07/08/24 12:40	07/12/24 05:52	1
PCB-22	ND		210	7.6	pg/L		07/08/24 12:40	07/12/24 05:52	1
PCB-23	ND		210	8.3	pg/L		07/08/24 12:40	07/12/24 05:52	1
PCB-24	ND		210	10	pg/L		07/08/24 12:40	07/12/24 05:52	1
PCB-25	ND		210	14	pg/L		07/08/24 12:40	07/12/24 05:52	1
PCB-26	ND		410	9.7	pg/L		07/08/24 12:40	07/12/24 05:52	1
PCB-27	ND		210	10	pg/L		07/08/24 12:40	07/12/24 05:52	1
PCB-28	ND		410	22	pg/L		07/08/24 12:40	07/12/24 05:52	1
PCB-29	ND		410	9.7	pg/L		07/08/24 12:40	07/12/24 05:52	1
PCB-30	ND		410	15	pg/L		07/08/24 12:40	07/12/24 05:52	1
PCB-31	ND		210	21	pg/L		07/08/24 12:40	07/12/24 05:52	1
PCB-32	ND		210	9.9	pg/L		07/08/24 12:40	07/12/24 05:52	1
PCB-33	ND		410	15	pg/L		07/08/24 12:40	07/12/24 05:52	1
PCB-34	ND		210	14	pg/L		07/08/24 12:40	07/12/24 05:52	1
PCB-35	ND		210	8.4	pg/L		07/08/24 12:40	07/12/24 05:52	1
PCB-36	ND		210	14	pg/L		07/08/24 12:40	07/12/24 05:52	1
PCB-37	ND		21	13	pg/L		07/08/24 12:40	07/12/24 05:52	1
PCB-38	ND		210	13	pg/L		07/08/24 12:40	07/12/24 05:52	1
PCB-39	ND		210	10	pg/L		07/08/24 12:40	07/12/24 05:52	1
PCB-40	ND		410	12	pg/L		07/08/24 12:40	07/12/24 05:52	1
PCB-41	ND		210	8.7	pg/L		07/08/24 12:40	07/12/24 05:52	1
PCB-42	ND		210	8.5	pg/L		07/08/24 12:40	07/12/24 05:52	1
PCB-43	ND		210	12	pg/L		07/08/24 12:40	07/12/24 05:52	1
PCB-44	ND		620	36	pg/L		07/08/24 12:40	07/12/24 05:52	1
PCB-45	ND		410	8.0	pg/L		07/08/24 12:40	07/12/24 05:52	1
PCB-46	ND		210	12	pg/L		07/08/24 12:40	07/12/24 05:52	1
PCB-47	ND		620	36	pg/L		07/08/24 12:40	07/12/24 05:52	1
PCB-48	ND		210	10	pg/L		07/08/24 12:40	07/12/24 05:52	1
PCB-49	ND		410	14	pg/L		07/08/24 12:40	07/12/24 05:52	1
PCB-50	ND		410	11	pg/L		07/08/24 12:40	07/12/24 05:52	1
PCB-51	ND		410	8.1	pg/L		07/08/24 12:40	07/12/24 05:52	1
PCB-52	ND		210	25	pg/L		07/08/24 12:40	07/12/24 05:52	1
PCB-53	ND		410	11	pg/L		07/08/24 12:40	07/12/24 05:52	1
PCB-54	ND		21	8.6	pg/L		07/08/24 12:40	07/12/24 05:52	1
PCB-55	ND		210	7.9	pg/L		07/08/24 12:40	07/12/24 05:52	1
PCB-56	ND		210	6.9	pg/L		07/08/24 12:40	07/12/24 05:52	1

Euofins Albuquerque

Client Sample Results

Client: Albuquerque Metropolitan Arroyo Flood Control Authority
 Project/Site: CMC

Job ID: 885-7077-1

Client Sample ID: RG-South20240627

Lab Sample ID: 885-7077-2

Date Collected: 06/27/24 13:10

Matrix: Water

Date Received: 06/27/24 14:37

Method: EPA 1668A - Chlorinated Biphenyl Congeners (HRGC/HRMS) (Continued)

Analyte	Result	Qualifier	RL	MDL	Unit	D	Prepared	Analyzed	Dil Fac
PCB-57	ND		210	13	pg/L		07/08/24 12:40	07/12/24 05:52	1
PCB-58	ND		210	16	pg/L		07/08/24 12:40	07/12/24 05:52	1
PCB-59	ND		620	13	pg/L		07/08/24 12:40	07/12/24 05:52	1
PCB-60	ND		210	9.9	pg/L		07/08/24 12:40	07/12/24 05:52	1
PCB-61	ND		830	20	pg/L		07/08/24 12:40	07/12/24 05:52	1
PCB-62	ND		620	13	pg/L		07/08/24 12:40	07/12/24 05:52	1
PCB-63	ND		210	10	pg/L		07/08/24 12:40	07/12/24 05:52	1
PCB-64	ND		210	9.8	pg/L		07/08/24 12:40	07/12/24 05:52	1
PCB-65	ND		620	36	pg/L		07/08/24 12:40	07/12/24 05:52	1
PCB-66	ND		210	11	pg/L		07/08/24 12:40	07/12/24 05:52	1
PCB-67	ND		210	13	pg/L		07/08/24 12:40	07/12/24 05:52	1
PCB-68	ND		210	9.5	pg/L		07/08/24 12:40	07/12/24 05:52	1
PCB-69	ND		410	14	pg/L		07/08/24 12:40	07/12/24 05:52	1
PCB-70	ND		830	20	pg/L		07/08/24 12:40	07/12/24 05:52	1
PCB-71	ND		410	12	pg/L		07/08/24 12:40	07/12/24 05:52	1
PCB-72	ND		210	15	pg/L		07/08/24 12:40	07/12/24 05:52	1
PCB-73	ND		210	5.5	pg/L		07/08/24 12:40	07/12/24 05:52	1
PCB-74	ND		830	20	pg/L		07/08/24 12:40	07/12/24 05:52	1
PCB-75	ND		620	13	pg/L		07/08/24 12:40	07/12/24 05:52	1
PCB-76	ND		830	20	pg/L		07/08/24 12:40	07/12/24 05:52	1
PCB-77	ND		21	17	pg/L		07/08/24 12:40	07/12/24 05:52	1
PCB-78	ND		210	15	pg/L		07/08/24 12:40	07/12/24 05:52	1
PCB-79	ND		210	8.4	pg/L		07/08/24 12:40	07/12/24 05:52	1
PCB-80	ND		210	8.4	pg/L		07/08/24 12:40	07/12/24 05:52	1
PCB-81	ND		21	17	pg/L		07/08/24 12:40	07/12/24 05:52	1
PCB-82	ND		210	13	pg/L		07/08/24 12:40	07/12/24 05:52	1
PCB-83	ND		410	9.7	pg/L		07/08/24 12:40	07/12/24 05:52	1
PCB-84	ND		210	10	pg/L		07/08/24 12:40	07/12/24 05:52	1
PCB-85	ND		620	17	pg/L		07/08/24 12:40	07/12/24 05:52	1
PCB-86	ND		1200	30	pg/L		07/08/24 12:40	07/12/24 05:52	1
PCB-87	ND		1200	30	pg/L		07/08/24 12:40	07/12/24 05:52	1
PCB-88	ND		410	9.3	pg/L		07/08/24 12:40	07/12/24 05:52	1
PCB-89	ND		210	8.6	pg/L		07/08/24 12:40	07/12/24 05:52	1
PCB-90	ND		620	17	pg/L		07/08/24 12:40	07/12/24 05:52	1
PCB-91	ND		410	9.3	pg/L		07/08/24 12:40	07/12/24 05:52	1
PCB-92	ND		210	12	pg/L		07/08/24 12:40	07/12/24 05:52	1
PCB-93	ND		410	11	pg/L		07/08/24 12:40	07/12/24 05:52	1
PCB-94	ND		210	11	pg/L		07/08/24 12:40	07/12/24 05:52	1
PCB-95	ND		210	33	pg/L		07/08/24 12:40	07/12/24 05:52	1
PCB-96	ND		210	16	pg/L		07/08/24 12:40	07/12/24 05:52	1
PCB-97	ND		1200	30	pg/L		07/08/24 12:40	07/12/24 05:52	1
PCB-98	ND		410	14	pg/L		07/08/24 12:40	07/12/24 05:52	1
PCB-99	ND		410	8.3	pg/L		07/08/24 12:40	07/12/24 05:52	1
PCB-100	ND		410	11	pg/L		07/08/24 12:40	07/12/24 05:52	1
PCB-101	ND		620	17	pg/L		07/08/24 12:40	07/12/24 05:52	1
PCB-102	ND		410	14	pg/L		07/08/24 12:40	07/12/24 05:52	1
PCB-103	ND		210	9.0	pg/L		07/08/24 12:40	07/12/24 05:52	1
PCB-104	ND		21	14	pg/L		07/08/24 12:40	07/12/24 05:52	1
PCB-105	ND		21	9.6	pg/L		07/08/24 12:40	07/12/24 05:52	1

Euofins Albuquerque

Client Sample Results

Client: Albuquerque Metropolitan Arroyo Flood Control Authority
 Project/Site: CMC

Job ID: 885-7077-1

Client Sample ID: RG-South20240627

Lab Sample ID: 885-7077-2

Date Collected: 06/27/24 13:10

Matrix: Water

Date Received: 06/27/24 14:37

Method: EPA 1668A - Chlorinated Biphenyl Congeners (HRGC/HRMS) (Continued)

Analyte	Result	Qualifier	RL	MDL	Unit	D	Prepared	Analyzed	Dil Fac
PCB-106	ND		210	8.6	pg/L		07/08/24 12:40	07/12/24 05:52	1
PCB-107	ND		210	14	pg/L		07/08/24 12:40	07/12/24 05:52	1
PCB-108	ND		410	30	pg/L		07/08/24 12:40	07/12/24 05:52	1
PCB-109	ND		1200	5.2	pg/L		07/08/24 12:40	07/12/24 05:52	1
PCB-110	21	J q	410	14	pg/L		07/08/24 12:40	07/12/24 05:52	1
PCB-111	ND		210	9.0	pg/L		07/08/24 12:40	07/12/24 05:52	1
PCB-112	ND		210	6.5	pg/L		07/08/24 12:40	07/12/24 05:52	1
PCB-113	ND		620	17	pg/L		07/08/24 12:40	07/12/24 05:52	1
PCB-114	ND		21	8.0	pg/L		07/08/24 12:40	07/12/24 05:52	1
PCB-115	21	J q	410	14	pg/L		07/08/24 12:40	07/12/24 05:52	1
PCB-116	ND		620	17	pg/L		07/08/24 12:40	07/12/24 05:52	1
PCB-117	ND		620	17	pg/L		07/08/24 12:40	07/12/24 05:52	1
PCB-118	13	J q	21	9.2	pg/L		07/08/24 12:40	07/12/24 05:52	1
PCB-119	ND		1200	30	pg/L		07/08/24 12:40	07/12/24 05:52	1
PCB-120	ND		210	5.8	pg/L		07/08/24 12:40	07/12/24 05:52	1
PCB-121	ND		210	11	pg/L		07/08/24 12:40	07/12/24 05:52	1
PCB-122	ND		210	8.4	pg/L		07/08/24 12:40	07/12/24 05:52	1
PCB-123	ND		21	10	pg/L		07/08/24 12:40	07/12/24 05:52	1
PCB-124	ND		410	14	pg/L		07/08/24 12:40	07/12/24 05:52	1
PCB-125	ND		1200	30	pg/L		07/08/24 12:40	07/12/24 05:52	1
PCB-126	ND		21	14	pg/L		07/08/24 12:40	07/12/24 05:52	1
PCB-127	ND		210	15	pg/L		07/08/24 12:40	07/12/24 05:52	1
PCB-128	ND		410	10	pg/L		07/08/24 12:40	07/12/24 05:52	1
PCB-129	28	J q	830	16	pg/L		07/08/24 12:40	07/12/24 05:52	1
PCB-130	ND		210	11	pg/L		07/08/24 12:40	07/12/24 05:52	1
PCB-131	ND		210	14	pg/L		07/08/24 12:40	07/12/24 05:52	1
PCB-132	ND		210	14	pg/L		07/08/24 12:40	07/12/24 05:52	1
PCB-133	ND		210	11	pg/L		07/08/24 12:40	07/12/24 05:52	1
PCB-134	ND		410	15	pg/L		07/08/24 12:40	07/12/24 05:52	1
PCB-135	ND		410	10	pg/L		07/08/24 12:40	07/12/24 05:52	1
PCB-136	ND		210	6.3	pg/L		07/08/24 12:40	07/12/24 05:52	1
PCB-137	ND		210	13	pg/L		07/08/24 12:40	07/12/24 05:52	1
PCB-138	28	J q	830	16	pg/L		07/08/24 12:40	07/12/24 05:52	1
PCB-139	ND		410	9.7	pg/L		07/08/24 12:40	07/12/24 05:52	1
PCB-140	ND		410	9.7	pg/L		07/08/24 12:40	07/12/24 05:52	1
PCB-141	ND		210	7.5	pg/L		07/08/24 12:40	07/12/24 05:52	1
PCB-142	ND		210	13	pg/L		07/08/24 12:40	07/12/24 05:52	1
PCB-143	ND		410	15	pg/L		07/08/24 12:40	07/12/24 05:52	1
PCB-144	ND		210	6.4	pg/L		07/08/24 12:40	07/12/24 05:52	1
PCB-145	ND		210	14	pg/L		07/08/24 12:40	07/12/24 05:52	1
PCB-146	ND		210	7.4	pg/L		07/08/24 12:40	07/12/24 05:52	1
PCB-147	23	J q	410	9.7	pg/L		07/08/24 12:40	07/12/24 05:52	1
PCB-148	ND		210	6.9	pg/L		07/08/24 12:40	07/12/24 05:52	1
PCB-149	23	J q	410	9.7	pg/L		07/08/24 12:40	07/12/24 05:52	1
PCB-150	ND		210	12	pg/L		07/08/24 12:40	07/12/24 05:52	1
PCB-151	ND		410	10	pg/L		07/08/24 12:40	07/12/24 05:52	1
PCB-152	ND		210	5.7	pg/L		07/08/24 12:40	07/12/24 05:52	1
PCB-153	26	J	410	9.7	pg/L		07/08/24 12:40	07/12/24 05:52	1
PCB-154	ND		210	6.0	pg/L		07/08/24 12:40	07/12/24 05:52	1

Euofins Albuquerque

Client Sample Results

Client: Albuquerque Metropolitan Arroyo Flood Control Authority
 Project/Site: CMC

Job ID: 885-7077-1

Client Sample ID: RG-South20240627

Lab Sample ID: 885-7077-2

Date Collected: 06/27/24 13:10

Matrix: Water

Date Received: 06/27/24 14:37

Method: EPA 1668A - Chlorinated Biphenyl Congeners (HRGC/HRMS) (Continued)

Analyte	Result	Qualifier	RL	MDL	Unit	D	Prepared	Analyzed	Dil Fac
PCB-155	ND		21	14	pg/L		07/08/24 12:40	07/12/24 05:52	1
PCB-156	ND		41	14	pg/L		07/08/24 12:40	07/12/24 05:52	1
PCB-157	ND		41	14	pg/L		07/08/24 12:40	07/12/24 05:52	1
PCB-158	ND		210	12	pg/L		07/08/24 12:40	07/12/24 05:52	1
PCB-159	ND		210	15	pg/L		07/08/24 12:40	07/12/24 05:52	1
PCB-160	28	J q	830	7.6	pg/L		07/08/24 12:40	07/12/24 05:52	1
PCB-161	ND		210	15	pg/L		07/08/24 12:40	07/12/24 05:52	1
PCB-162	ND		210	9.4	pg/L		07/08/24 12:40	07/12/24 05:52	1
PCB-163	28	J q	830	16	pg/L		07/08/24 12:40	07/12/24 05:52	1
PCB-164	ND		210	21	pg/L		07/08/24 12:40	07/12/24 05:52	1
PCB-165	ND		210	13	pg/L		07/08/24 12:40	07/12/24 05:52	1
PCB-166	ND		410	10	pg/L		07/08/24 12:40	07/12/24 05:52	1
PCB-167	ND		21	7.9	pg/L		07/08/24 12:40	07/12/24 05:52	1
PCB-168	26	J	410	9.7	pg/L		07/08/24 12:40	07/12/24 05:52	1
PCB-169	ND		21	15	pg/L		07/08/24 12:40	07/12/24 05:52	1
PCB-170	ND		210	20	pg/L		07/08/24 12:40	07/12/24 05:52	1
PCB-171	ND		410	14	pg/L		07/08/24 12:40	07/12/24 05:52	1
PCB-172	ND		210	16	pg/L		07/08/24 12:40	07/12/24 05:52	1
PCB-173	ND		410	14	pg/L		07/08/24 12:40	07/12/24 05:52	1
PCB-174	ND		210	17	pg/L		07/08/24 12:40	07/12/24 05:52	1
PCB-175	ND		210	15	pg/L		07/08/24 12:40	07/12/24 05:52	1
PCB-176	ND		210	15	pg/L		07/08/24 12:40	07/12/24 05:52	1
PCB-177	ND		210	16	pg/L		07/08/24 12:40	07/12/24 05:52	1
PCB-178	ND		210	14	pg/L		07/08/24 12:40	07/12/24 05:52	1
PCB-179	ND		210	15	pg/L		07/08/24 12:40	07/12/24 05:52	1
PCB-180	29	J	410	10	pg/L		07/08/24 12:40	07/12/24 05:52	1
PCB-181	ND		210	20	pg/L		07/08/24 12:40	07/12/24 05:52	1
PCB-182	ND		210	15	pg/L		07/08/24 12:40	07/12/24 05:52	1
PCB-183	ND		210	16	pg/L		07/08/24 12:40	07/12/24 05:52	1
PCB-184	ND		210	14	pg/L		07/08/24 12:40	07/12/24 05:52	1
PCB-185	ND		210	13	pg/L		07/08/24 12:40	07/12/24 05:52	1
PCB-186	ND		210	16	pg/L		07/08/24 12:40	07/12/24 05:52	1
PCB-187	ND		210	20	pg/L		07/08/24 12:40	07/12/24 05:52	1
PCB-188	ND		21	10	pg/L		07/08/24 12:40	07/12/24 05:52	1
PCB-189	ND		21	16	pg/L		07/08/24 12:40	07/12/24 05:52	1
PCB-190	ND		210	16	pg/L		07/08/24 12:40	07/12/24 05:52	1
PCB-191	ND		210	21	pg/L		07/08/24 12:40	07/12/24 05:52	1
PCB-192	ND		210	18	pg/L		07/08/24 12:40	07/12/24 05:52	1
PCB-193	29	J	410	10	pg/L		07/08/24 12:40	07/12/24 05:52	1
PCB-194	ND		210	9.1	pg/L		07/08/24 12:40	07/12/24 05:52	1
PCB-195	ND		210	19	pg/L		07/08/24 12:40	07/12/24 05:52	1
PCB-196	ND		210	16	pg/L		07/08/24 12:40	07/12/24 05:52	1
PCB-197	ND		210	14	pg/L		07/08/24 12:40	07/12/24 05:52	1
PCB-198	ND		410	8.1	pg/L		07/08/24 12:40	07/12/24 05:52	1
PCB-199	ND		410	8.1	pg/L		07/08/24 12:40	07/12/24 05:52	1
PCB-200	ND		210	15	pg/L		07/08/24 12:40	07/12/24 05:52	1
PCB-201	ND		210	14	pg/L		07/08/24 12:40	07/12/24 05:52	1
PCB-202	ND		21	12	pg/L		07/08/24 12:40	07/12/24 05:52	1
PCB-203	ND		210	15	pg/L		07/08/24 12:40	07/12/24 05:52	1

Eurofins Albuquerque

Client Sample Results

Client: Albuquerque Metropolitan Arroyo Flood Control Authority
 Project/Site: CMC

Job ID: 885-7077-1

Client Sample ID: RG-South20240627

Lab Sample ID: 885-7077-2

Date Collected: 06/27/24 13:10

Matrix: Water

Date Received: 06/27/24 14:37

Method: EPA 1668A - Chlorinated Biphenyl Congeners (HRGC/HRMS) (Continued)

Analyte	Result	Qualifier	RL	MDL	Unit	D	Prepared	Analyzed	Dil Fac
PCB-204	ND		210	14	pg/L		07/08/24 12:40	07/12/24 05:52	1
PCB-205	ND		21	15	pg/L		07/08/24 12:40	07/12/24 05:52	1
PCB-206	ND		21	8.6	pg/L		07/08/24 12:40	07/12/24 05:52	1
PCB-207	ND		210	5.6	pg/L		07/08/24 12:40	07/12/24 05:52	1
PCB-208	ND		21	12	pg/L		07/08/24 12:40	07/12/24 05:52	1
PCB-209	ND		21	12	pg/L		07/08/24 12:40	07/12/24 05:52	1

Isotope Dilution	%Recovery	Qualifier	Limits	Prepared	Analyzed	Dil Fac
PCB-1L	72		15 - 150	07/08/24 12:40	07/12/24 05:52	1
PCB-3L	74		15 - 150	07/08/24 12:40	07/12/24 05:52	1
PCB-4L	65		25 - 150	07/08/24 12:40	07/12/24 05:52	1
PCB-15L	72		25 - 150	07/08/24 12:40	07/12/24 05:52	1
PCB-19L	76		25 - 150	07/08/24 12:40	07/12/24 05:52	1
PCB-37L	70		25 - 150	07/08/24 12:40	07/12/24 05:52	1
PCB-54L	62		25 - 150	07/08/24 12:40	07/12/24 05:52	1
PCB-77L	79		25 - 150	07/08/24 12:40	07/12/24 05:52	1
PCB-81L	76		25 - 150	07/08/24 12:40	07/12/24 05:52	1
PCB-104L	53		25 - 150	07/08/24 12:40	07/12/24 05:52	1
PCB-105L	70		25 - 150	07/08/24 12:40	07/12/24 05:52	1
PCB-114L	68		25 - 150	07/08/24 12:40	07/12/24 05:52	1
PCB-118L	67		25 - 150	07/08/24 12:40	07/12/24 05:52	1
PCB-123L	68		25 - 150	07/08/24 12:40	07/12/24 05:52	1
PCB-126L	72		25 - 150	07/08/24 12:40	07/12/24 05:52	1
PCB-155L	62		25 - 150	07/08/24 12:40	07/12/24 05:52	1
PCB-156L	96		25 - 150	07/08/24 12:40	07/12/24 05:52	1
PCB-156L/157L	96		25 - 150	07/08/24 12:40	07/12/24 05:52	1
PCB-157L	96		25 - 150	07/08/24 12:40	07/12/24 05:52	1
PCB-167L	94		25 - 150	07/08/24 12:40	07/12/24 05:52	1
PCB-169L	95		25 - 150	07/08/24 12:40	07/12/24 05:52	1
PCB-188L	53		25 - 150	07/08/24 12:40	07/12/24 05:52	1
PCB-189L	64		25 - 150	07/08/24 12:40	07/12/24 05:52	1
PCB-202L	60		25 - 150	07/08/24 12:40	07/12/24 05:52	1
PCB-205L	72		25 - 150	07/08/24 12:40	07/12/24 05:52	1
PCB-206L	62		25 - 150	07/08/24 12:40	07/12/24 05:52	1
PCB-208L	63		25 - 150	07/08/24 12:40	07/12/24 05:52	1
PCB-209L	70		25 - 150	07/08/24 12:40	07/12/24 05:52	1

Surrogate	%Recovery	Qualifier	Limits	Prepared	Analyzed	Dil Fac
PCB-28L	75		30 - 135	07/08/24 12:40	07/12/24 05:52	1
PCB-111L	78		30 - 135	07/08/24 12:40	07/12/24 05:52	1
PCB-178L	93		30 - 135	07/08/24 12:40	07/12/24 05:52	1

Method: EPA 200.7 Rev 4.4 - Metals (ICP) - Total Recoverable

Analyte	Result	Qualifier	RL	MDL	Unit	D	Prepared	Analyzed	Dil Fac
Calcium	41		1.0	0.053	mg/L		07/02/24 13:43	07/10/24 15:03	1
Magnesium	8.3		1.0	0.033	mg/L		07/02/24 13:43	07/08/24 12:11	1

Method: EPA 200.8 - Metals (ICP/MS)

Analyte	Result	Qualifier	RL	MDL	Unit	D	Prepared	Analyzed	Dil Fac
Uranium	1.6		1.0	0.15	ug/L		07/16/24 15:34	07/19/24 15:03	2

Euofins Albuquerque

Client Sample Results

Client: Albuquerque Metropolitan Arroyo Flood Control Authority
 Project/Site: CMC

Job ID: 885-7077-1

Client Sample ID: RG-South20240627

Lab Sample ID: 885-7077-2

Date Collected: 06/27/24 13:10

Matrix: Water

Date Received: 06/27/24 14:37

Method: EPA 200.8 - Metals (ICP/MS) - Dissolved

Analyte	Result	Qualifier	RL	MDL	Unit	D	Prepared	Analyzed	Dil Fac
Copper	0.010		0.00050	0.00012	mg/L			07/09/24 10:34	1
Lead	ND		0.00050	0.000083	mg/L			07/09/24 10:34	1

Method: SM 2340B - Total Hardness (as CaCO3) by calculation - Total Recoverable

Analyte	Result	Qualifier	RL	MDL	Unit	D	Prepared	Analyzed	Dil Fac
Hardness as calcium carbonate	140		6.6	2.5	mg/L			07/09/24 15:25	1

General Chemistry

Analyte	Result	Qualifier	RL	MDL	Unit	D	Prepared	Analyzed	Dil Fac
HEM (Oil & Grease) (1664B)	ND		4.9	4.4	mg/L			07/08/24 09:19	1
Total Dissolved Solids (SM 2540C)	280		100	50	mg/L			07/03/24 12:52	1
Nitrogen, Total Kjeldahl (EPA 351.2)	0.99		0.50	0.50	mg/L		07/08/24 11:40	07/09/24 13:02	1
Total Phosphorus as P (EPA 365.1)	0.38		0.050	0.050	mg/L		07/11/24 08:30	07/16/24 09:34	1
Chemical Oxygen Demand (SM 5220D)	ND		50	50	mg/L			07/23/24 14:19	1
Total Suspended Solids (SM 2540D)	160		8.0	8.0	mg/L			07/02/24 16:35	1
pH (SM 4500 H+ B)	8.2	HF	0.1	0.1	SU			07/09/24 22:10	1
Biochemical Oxygen Demand (SM5210B)	ND	*- b	2.0	2.0	mg/L			06/28/24 11:05	1

General Chemistry - Dissolved

Analyte	Result	Qualifier	RL	MDL	Unit	D	Prepared	Analyzed	Dil Fac
Total Phosphorus as P (EPA 365.1)	0.37		0.050	0.050	mg/L		07/11/24 08:30	07/16/24 09:36	1

Method: EPA 900.0 - Gross Alpha and Gross Beta Radioactivity

Analyte	Result	Qualifier	Count		RL	MDC	Unit	Prepared	Analyzed	Dil Fac
			Uncert. (2σ+/-)	Total Uncert. (2σ+/-)						
Gross Alpha	4.84	G	3.13	3.18	3.00	4.46	pCi/L	07/03/24 08:58	07/18/24 17:21	1
Gross Beta	7.45		1.73	1.88	4.00	1.91	pCi/L	07/03/24 08:58	07/18/24 17:21	1

Method: SM Gross Alpha Adj - Gross Alpha Adjusted

Analyte	Result	Qualifier	Count		RL	MDC	Unit	Prepared	Analyzed	Dil Fac
			Uncert. (2σ+/-)	Total Uncert. (2σ+/-)						
Adjusted Gross Alpha	3.77	U			3.00	4.46	pCi/L		07/19/24 15:03	1

Method: SM 9223B - Coliforms, Total, and E.Coli (Colilert - Quanti Tray)

Analyte	Result	Qualifier	RL	MDL	Unit	D	Prepared	Analyzed	Dil Fac
Escherichia coli	644.0		10.0	10.0	MPN/100mL			06/27/24 17:12	1

Client Sample Results

Client: Albuquerque Metropolitan Arroyo Flood Control Authority
 Project/Site: CMC

Job ID: 885-7077-1

Client Sample ID: EB-20240627

Lab Sample ID: 885-7077-3

Date Collected: 06/27/24 11:50

Matrix: Water

Date Received: 06/27/24 14:37

Method: EPA Draft-4 1633 - Per- and Polyfluoroalkyl Substances by LC/MS/MS

Analyte	Result	Qualifier	RL	MDL	Unit	D	Prepared	Analyzed	Dil Fac
Perfluorobutanoic acid (PFBA)	ND		12	3.0	ng/L		07/15/24 11:26	07/16/24 19:57	1
Perfluoropentanoic acid (PFPeA)	ND		6.1	1.5	ng/L		07/15/24 11:26	07/16/24 19:57	1
Perfluorohexanoic acid (PFHxA)	ND		3.0	0.76	ng/L		07/15/24 11:26	07/16/24 19:57	1
Perfluoroheptanoic acid (PFHpA)	ND		3.0	0.76	ng/L		07/15/24 11:26	07/16/24 19:57	1
Perfluorooctanoic acid (PFOA)	ND		3.0	0.76	ng/L		07/15/24 11:26	07/16/24 19:57	1
Perfluorononanoic acid (PFNA)	ND		3.0	0.76	ng/L		07/15/24 11:26	07/16/24 19:57	1
Perfluorodecanoic acid (PFDA)	ND		3.0	0.76	ng/L		07/15/24 11:26	07/16/24 19:57	1
Perfluoroundecanoic acid (PFUnA)	ND		3.0	0.76	ng/L		07/15/24 11:26	07/16/24 19:57	1
Perfluorododecanoic acid (PFDoA)	ND		3.0	0.76	ng/L		07/15/24 11:26	07/16/24 19:57	1
Perfluorotridecanoic acid (PFTrDA)	ND		3.0	0.76	ng/L		07/15/24 11:26	07/16/24 19:57	1
Perfluorotetradecanoic acid (PFTeDA)	ND		3.0	0.76	ng/L		07/15/24 11:26	07/16/24 19:57	1
Perfluoropentanesulfonic acid (PFPeS)	ND		3.0	0.76	ng/L		07/15/24 11:26	07/16/24 19:57	1
Perfluoroheptanesulfonic acid (PFHxS)	ND		3.0	0.76	ng/L		07/15/24 11:26	07/16/24 19:57	1
Perfluoroheptanesulfonic acid (PFHpS)	ND		3.0	0.76	ng/L		07/15/24 11:26	07/16/24 19:57	1
Perfluorooctanesulfonic acid (PFOS)	ND		3.0	0.76	ng/L		07/15/24 11:26	07/16/24 19:57	1
Perfluoronanesulfonic acid (PFNS)	ND		3.0	0.76	ng/L		07/15/24 11:26	07/16/24 19:57	1
Perfluorodecanesulfonic acid (PFDS)	ND		3.0	0.76	ng/L		07/15/24 11:26	07/16/24 19:57	1
Perfluorododecanesulfonic acid (PFDoS)	ND		3.0	0.76	ng/L		07/15/24 11:26	07/16/24 19:57	1
1H,1H,2H,2H-Perfluorohexane sulfonic acid (4:2 FTS)	ND		12	3.0	ng/L		07/15/24 11:26	07/16/24 19:57	1
1H,1H,2H,2H-Perfluorooctane sulfonic acid (6:2 FTS)	ND		12	3.0	ng/L		07/15/24 11:26	07/16/24 19:57	1
1H,1H,2H,2H-Perfluorodecane sulfonic acid (8:2 FTS)	ND		12	3.0	ng/L		07/15/24 11:26	07/16/24 19:57	1
Perfluorooctanesulfonamide (PFOSA)	ND		3.0	0.76	ng/L		07/15/24 11:26	07/16/24 19:57	1
N-methylperfluorooctane sulfonamide (NMeFOSA)	ND		3.0	0.76	ng/L		07/15/24 11:26	07/16/24 19:57	1
N-ethylperfluorooctane sulfonamide (NEtFOSA)	ND		3.0	0.76	ng/L		07/15/24 11:26	07/16/24 19:57	1
N-methylperfluorooctanesulfonamidoacetic acid (NMeFOSAA)	ND		3.0	0.76	ng/L		07/15/24 11:26	07/16/24 19:57	1
N-ethylperfluorooctanesulfonamidoacetic acid (NEtFOSAA)	ND		3.0	0.76	ng/L		07/15/24 11:26	07/16/24 19:57	1
N-methylperfluorooctane sulfonamidoethanol (NMeFOSE)	ND		30	7.6	ng/L		07/15/24 11:26	07/16/24 19:57	1
N-ethylperfluorooctane sulfonamidoethanol (NEtFOSE)	ND		30	7.6	ng/L		07/15/24 11:26	07/16/24 19:57	1
Hexafluoropropylene Oxide Dimer Acid (HFPO-DA)	ND		12	3.0	ng/L		07/15/24 11:26	07/16/24 19:57	1
4,8-Dioxa-3H-perfluorononanoic acid (ADONA)	ND		12	3.0	ng/L		07/15/24 11:26	07/16/24 19:57	1
Perfluoro-3-methoxypropanoic acid (PFMPA)	ND		6.1	1.5	ng/L		07/15/24 11:26	07/16/24 19:57	1
Perfluoro-4-methoxybutanoic acid (PFMBA)	ND		6.1	1.5	ng/L		07/15/24 11:26	07/16/24 19:57	1
Nonafluoro-3,6-dioxaheptanoic acid (NFDHA)	ND		6.1	1.5	ng/L		07/15/24 11:26	07/16/24 19:57	1
9-Chlorohexadecafluoro-3-oxanonane-1-sulfonic acid(9Cl-PF3ONS)	ND		12	3.0	ng/L		07/15/24 11:26	07/16/24 19:57	1
11-Chloroeicosafluoro-3-oxaundecane-1-sulfonic acid (11Cl-PF3OUdS)	ND		12	3.0	ng/L		07/15/24 11:26	07/16/24 19:57	1

Eurofins Albuquerque

Client Sample Results

Client: Albuquerque Metropolitan Arroyo Flood Control Authority
 Project/Site: CMC

Job ID: 885-7077-1

Client Sample ID: EB-20240627

Lab Sample ID: 885-7077-3

Date Collected: 06/27/24 11:50

Matrix: Water

Date Received: 06/27/24 14:37

Method: EPA Draft-4 1633 - Per- and Polyfluoroalkyl Substances by LC/MS/MS (Continued)

Analyte	Result	Qualifier	RL	MDL	Unit	D	Prepared	Analyzed	Dil Fac
Perfluoro (2-ethoxyethane) sulfonic acid (PFEEESA)	ND		6.1	1.5	ng/L		07/15/24 11:26	07/16/24 19:57	1
3-Perfluoropropylpropanoic acid (3:3 FTCA)	ND		15	3.8	ng/L		07/15/24 11:26	07/16/24 19:57	1
3-Perfluoropentylpropanoic acid (5:3 FTCA)	ND		76	19	ng/L		07/15/24 11:26	07/16/24 19:57	1
3-Perfluoroheptylpropanoic acid (7:3 FTCA)	ND		76	19	ng/L		07/15/24 11:26	07/16/24 19:57	1

Isotope Dilution	%Recovery	Qualifier	Limits	Prepared	Analyzed	Dil Fac
13C4 PFBA	89.6		5 - 130	07/15/24 11:26	07/16/24 19:57	1
13C5 PFPeA	96.9		40 - 130	07/15/24 11:26	07/16/24 19:57	1
13C5 PFHxA	89.9		40 - 130	07/15/24 11:26	07/16/24 19:57	1
13C4 PFHpA	106		40 - 130	07/15/24 11:26	07/16/24 19:57	1
13C8 PFOA	96.1		40 - 130	07/15/24 11:26	07/16/24 19:57	1
13C9 PFNA	88.8		40 - 130	07/15/24 11:26	07/16/24 19:57	1
13C6 PFDA	99.9		40 - 130	07/15/24 11:26	07/16/24 19:57	1
13C7 PFUnA	97.0		30 - 130	07/15/24 11:26	07/16/24 19:57	1
13C2 PFDoA	90.4		10 - 130	07/15/24 11:26	07/16/24 19:57	1
13C2 PFTeDA	74.0		10 - 130	07/15/24 11:26	07/16/24 19:57	1
13C3 PFHxS	79.9		40 - 130	07/15/24 11:26	07/16/24 19:57	1
13C8 PFOS	95.1		40 - 130	07/15/24 11:26	07/16/24 19:57	1
13C8 PFOSA	80.2		40 - 130	07/15/24 11:26	07/16/24 19:57	1
d3-NMeFOSAA	98.6		40 - 170	07/15/24 11:26	07/16/24 19:57	1
d5-NEtFOSAA	98.9		25 - 135	07/15/24 11:26	07/16/24 19:57	1
13C2 4:2 FTS	81.5		40 - 200	07/15/24 11:26	07/16/24 19:57	1
13C2 6:2 FTS	110		40 - 200	07/15/24 11:26	07/16/24 19:57	1
13C2 8:2 FTS	95.1		40 - 300	07/15/24 11:26	07/16/24 19:57	1
13C3 HFPO-DA	96.3		40 - 130	07/15/24 11:26	07/16/24 19:57	1
d7-N-MeFOSE-M	64.2		10 - 130	07/15/24 11:26	07/16/24 19:57	1
d9-N-EtFOSE-M	64.8		10 - 130	07/15/24 11:26	07/16/24 19:57	1
d5-NEtPFOSA	64.9		10 - 130	07/15/24 11:26	07/16/24 19:57	1
d3-NMePFOSA	66.7		10 - 130	07/15/24 11:26	07/16/24 19:57	1

Method: EPA Draft-4 1633 - Per- and Polyfluoroalkyl Substances by LC/MS/MS - RA

Analyte	Result	Qualifier	RL	MDL	Unit	D	Prepared	Analyzed	Dil Fac
Perfluorobutanesulfonic acid (PFBS)	ND		3.0	0.76	ng/L		07/15/24 11:26	07/17/24 15:38	1

Isotope Dilution	%Recovery	Qualifier	Limits	Prepared	Analyzed	Dil Fac
13C3 PFBS	74.9		40 - 135	07/15/24 11:26	07/17/24 15:38	1

Isotope Dilution Summary

Client: Albuquerque Metropolitan Arroyo Flood Control Authority
 Project/Site: CMC

Job ID: 885-7077-1

Method: Draft-4 1633 - Per- and Polyfluoroalkyl Substances by LC/MS/MS

Matrix: Water

Prep Type: Total/NA

Percent Isotope Dilution Recovery (Acceptance Limits)

Lab Sample ID	Client Sample ID	PFBA (5-130)	PFPeA (40-130)	13C5PHA (40-130)	C4PFHA (40-130)	C8PFOA (40-130)	C9PFNA (40-130)	C6PFDA (40-130)	13C7PUA (30-130)
885-7077-1	RG-North20240626	89.0	95.3	85.5	104	96.2	88.0	96.9	84.5
885-7077-2	RG-South20240627	95.6	102	96.9	110	96.8	87.6	94.8	94.3
885-7077-3	EB-20240627	89.6	96.9	89.9	106	96.1	88.8	99.9	97.0
LCS 320-779486/3-A	Lab Control Sample	92.1	97.5	95.3	110	96.2	87.6	99.7	109
LCSD 320-779486/4-A	Lab Control Sample Dup	90.7	96.1	93.8	111	88.0	103	101	99.1
LLCS 320-779486/2-A	Lab Control Sample	95.3	100	98.9	113	99.9	79.9	91.0	84.8
MB 320-779486/1-A	Method Blank	102	107	102	117	102	103	106	119

Percent Isotope Dilution Recovery (Acceptance Limits)

Lab Sample ID	Client Sample ID	PFDoA (10-130)	PFTDA (10-130)	C3PFHS (40-130)	C8PFOS (40-130)	PFOSA (40-130)	d3NMFOS (40-170)	d5NEFOS (25-135)	M242FTS (40-200)
885-7077-1	RG-North20240626	86.7	67.2	78.0	98.1	89.4	106	104	99.5
885-7077-2	RG-South20240627	86.3	71.2	82.6	105	94.1	104	111	99.0
885-7077-3	EB-20240627	90.4	74.0	79.9	95.1	80.2	98.6	98.9	81.5
LCS 320-779486/3-A	Lab Control Sample	102	88.1	85.2	89.5	83.7	94.8	97.4	81.3
LCSD 320-779486/4-A	Lab Control Sample Dup	99.9	86.8	83.5	92.0	88.4	105	103	81.3
LLCS 320-779486/2-A	Lab Control Sample	85.0	84.0	87.2	98.8	99.4	101	103	80.8
MB 320-779486/1-A	Method Blank	123	111	93.5	100	101	101	104	91.6

Percent Isotope Dilution Recovery (Acceptance Limits)

Lab Sample ID	Client Sample ID	M262FTS (40-200)	M282FTS (40-300)	HFPODA (40-130)	NMFM (10-130)	NEFM (10-130)	d5NPFSA (10-130)	d3NMFSA (10-130)
885-7077-1	RG-North20240626	116	101	85.6	68.6	66.5	68.4	70.3
885-7077-2	RG-South20240627	117	107	93.1	66.7	63.5	65.1	67.6
885-7077-3	EB-20240627	110	95.1	96.3	64.2	64.8	64.9	66.7
LCS 320-779486/3-A	Lab Control Sample	98.3	84.9	90.7	74.1	78.3	75.7	74.2
LCSD 320-779486/4-A	Lab Control Sample Dup	97.3	86.6	91.8	80.2	85.0	78.0	76.3
LLCS 320-779486/2-A	Lab Control Sample	106	92.8	92.4	89.4	91.8	84.5	85.9
MB 320-779486/1-A	Method Blank	115	96.6	96.7	92.3	94.4	87.2	86.3

Surrogate Legend

- PFBA = 13C4 PFBA
- PFPeA = 13C5 PFPeA
- 13C5PHA = 13C5 PFHxA
- C4PFHA = 13C4 PFHpA
- C8PFOA = 13C8 PFOA
- C9PFNA = 13C9 PFNA
- C6PFDA = 13C6 PFDA
- 13C7PUA = 13C7 PFUnA
- PFDoA = 13C2 PFDoA
- PFTDA = 13C2 PFTeDA
- C3PFHS = 13C3 PFHxS
- C8PFOS = 13C8 PFOS
- PFOSA = 13C8 PFOSA
- d3NMFOS = d3-NMeFOSAA
- d5NEFOS = d5-NEtFOSAA
- M242FTS = 13C2 4:2 FTS
- M262FTS = 13C2 6:2 FTS
- M282FTS = 13C2 8:2 FTS
- HFPODA = 13C3 HFPO-DA
- NMFM = d7-N-MeFOSE-M

Isotope Dilution Summary

Client: Albuquerque Metropolitan Arroyo Flood Control Authority

Job ID: 885-7077-1

Project/Site: CMC

NEFM = d9-N-EtFOSE-M

d5NPFSA = d5-NEtPFOSA

d3NMFSA = d3-NMePFOSA

Method: Draft-4 1633 - Per- and Polyfluoroalkyl Substances by LC/MS/MS

Matrix: Water

Prep Type: Total/NA

Percent Isotope Dilution Recovery (Acceptance Limits)

Lab Sample ID	Client Sample ID	C3PFBS (40-135)
885-7077-1 - RA	RG-North20240626	71.5
885-7077-2 - RA	RG-South20240627	78.6
885-7077-3 - RA	EB-20240627	74.9
LCS 320-779486/3-A - RA	Lab Control Sample	78.1
LCS 320-779486/4-A - RA	Lab Control Sample Dup	75.3
LLCS 320-779486/2-A - RA	Lab Control Sample	75.8
MB 320-779486/1-A - RA	Method Blank	82.7

Surrogate Legend

C3PFBS = 13C3 PFBS

Method: 1668A - Chlorinated Biphenyl Congeners (HRGC/HRMS)

Matrix: Water

Prep Type: Total/NA

Percent Isotope Dilution Recovery (Acceptance Limits)

Lab Sample ID	Client Sample ID	PCB1L (15-150)	PCB3L (15-150)	PCB4L (25-150)	PCB15L (25-150)	PCB19L (25-150)	PCB37L (25-150)	PCB54L (25-150)	PCB77L (25-150)
885-7077-1	RG-North20240626	70	72	66	76	76	67	57	76
885-7077-2	RG-South20240627	72	74	65	72	76	70	62	79
MB 320-777390/1-A	Method Blank	74	75	68	80	79	77	68	88

Percent Isotope Dilution Recovery (Acceptance Limits)

Lab Sample ID	Client Sample ID	PCB81L (25-150)	PCB104L (25-150)	PCB105L (25-150)	PCB114L (25-150)	PCB118L (25-150)	PCB123L (25-150)	PCB126L (25-150)	PCB155L (25-150)
885-7077-1	RG-North20240626	74	52	73	72	73	72	77	59
885-7077-2	RG-South20240627	76	53	70	68	67	68	72	62
MB 320-777390/1-A	Method Blank	89	64	80	77	80	80	84	73

Percent Isotope Dilution Recovery (Acceptance Limits)

Lab Sample ID	Client Sample ID	PCB156L (25-150)	156157L (25-150)	PCB157L (25-150)	PCB167L (25-150)	PCB169L (25-150)	PCB188L (25-150)	PCB189L (25-150)	PCB202L (25-150)
885-7077-1	RG-North20240626	96	96	96	93	96	55	73	65
885-7077-2	RG-South20240627	96	96	96	94	95	53	64	60
MB 320-777390/1-A	Method Blank	107	107	107	106	110	58	70	61

Percent Isotope Dilution Recovery (Acceptance Limits)

Lab Sample ID	Client Sample ID	PCB205L (25-150)	PCB206L (25-150)	PCB208L (25-150)	PCB209L (25-150)
885-7077-1	RG-North20240626	79	74	65	71
885-7077-2	RG-South20240627	72	62	63	70
MB 320-777390/1-A	Method Blank	75	65	60	62

Surrogate Legend

PCB1L = PCB-1L

PCB3L = PCB-3L

PCB4L = PCB-4L

PCB15L = PCB-15L

PCB19L = PCB-19L

PCB37L = PCB-37L

PCB54L = PCB-54L

Euromins Albuquerque

Isotope Dilution Summary

Client: Albuquerque Metropolitan Arroyo Flood Control Authority

Job ID: 885-7077-1

Project/Site: CMC

- PCB77L = PCB-77L
- PCB81L = PCB-81L
- PCB104L = PCB-104L
- PCB105L = PCB-105L
- PCB114L = PCB-114L
- PCB118L = PCB-118L
- PCB123L = PCB-123L
- PCB126L = PCB-126L
- PCB155L = PCB-155L
- PCB156L = PCB-156L
- 156157L = PCB-156L/157L
- PCB157L = PCB-157L
- PCB167L = PCB-167L
- PCB169L = PCB-169L
- PCB188L = PCB-188L
- PCB189L = PCB-189L
- PCB202L = PCB-202L
- PCB205L = PCB-205L
- PCB206L = PCB-206L
- PCB208L = PCB-208L
- PCB209L = PCB-209L

Method: 1668A - Chlorinated Biphenyl Congeners (HRGC/HRMS)

Matrix: Water

Prep Type: Total/NA

		Percent Isotope Dilution Recovery (Acceptance Limits)							
Lab Sample ID	Client Sample ID	PCB1L (15-140)	PCB3L (15-140)	PCB4L (30-140)	PCB15L (30-140)	PCB19L (30-140)	PCB37L (30-140)	PCB54L (30-140)	PCB77L (30-140)
LCS 320-777390/2-A	Lab Control Sample	74	75	70	81	79	79	69	89
LCSD 320-777390/3-A	Lab Control Sample Dup	74	77	69	83	81	80	69	92

		Percent Isotope Dilution Recovery (Acceptance Limits)							
Lab Sample ID	Client Sample ID	PCB81L (30-140)	PCB104L (30-140)	PCB105L (30-140)	PCB114L (30-140)	PCB118L (30-140)	PCB123L (30-140)	PCB126L (30-140)	PCB155L (30-140)
LCS 320-777390/2-A	Lab Control Sample	88	68	84	83	82	83	87	81
LCSD 320-777390/3-A	Lab Control Sample Dup	91	67	86	86	88	85	89	70

		Percent Isotope Dilution Recovery (Acceptance Limits)							
Lab Sample ID	Client Sample ID	PCB156L (30-140)	156157L (30-140)	PCB157L (30-140)	PCB167L (30-140)	PCB169L (30-140)	PCB188L (30-140)	PCB189L (30-140)	PCB202L (30-140)
LCS 320-777390/2-A	Lab Control Sample	110	110	110	112	114	60	75	65
LCSD 320-777390/3-A	Lab Control Sample Dup	104	104	104	104	104	61	76	66

		Percent Isotope Dilution Recovery (Acceptance Limits)			
Lab Sample ID	Client Sample ID	PCB205L (30-140)	PCB206L (30-140)	PCB208L (30-140)	PCB209L (30-140)
LCS 320-777390/2-A	Lab Control Sample	77	67	65	68
LCSD 320-777390/3-A	Lab Control Sample Dup	77	70	63	68

Surrogate Legend

- PCB1L = PCB-1L
- PCB3L = PCB-3L
- PCB4L = PCB-4L
- PCB15L = PCB-15L
- PCB19L = PCB-19L
- PCB37L = PCB-37L
- PCB54L = PCB-54L
- PCB77L = PCB-77L
- PCB81L = PCB-81L

Isotope Dilution Summary

Client: Albuquerque Metropolitan Arroyo Flood Control Authority

Job ID: 885-7077-1

Project/Site: CMC

- PCB104L = PCB-104L
- PCB105L = PCB-105L
- PCB114L = PCB-114L
- PCB118L = PCB-118L
- PCB123L = PCB-123L
- PCB126L = PCB-126L
- PCB155L = PCB-155L
- PCB156L = PCB-156L
- 156157L = PCB-156L/157L
- PCB157L = PCB-157L
- PCB167L = PCB-167L
- PCB169L = PCB-169L
- PCB188L = PCB-188L
- PCB189L = PCB-189L
- PCB202L = PCB-202L
- PCB205L = PCB-205L
- PCB206L = PCB-206L
- PCB208L = PCB-208L
- PCB209L = PCB-209L

1

2

3

4

5

6

7

8

9

10

11

12

13

14

QC Sample Results

Client: Albuquerque Metropolitan Arroyo Flood Control Authority
 Project/Site: CMC

Job ID: 885-7077-1

Method: 624.1 - Volatile Organic Compounds (GC/MS)

Lab Sample ID: MB 860-169234/9
 Matrix: Water
 Analysis Batch: 169234

Client Sample ID: Method Blank
 Prep Type: Total/NA

Analyte	MB Result	MB Qualifier	RL	MDL	Unit	D	Prepared	Analyzed	Dil Fac
Tetrahydrofuran	ND		0.010	0.0018	mg/L			07/02/24 20:38	1
Surrogate	%Recovery	MB Qualifier	Limits				Prepared	Analyzed	Dil Fac
1,2-Dichloroethane-d4 (Surr)	101		63 - 144					07/02/24 20:38	1
4-Bromofluorobenzene (Surr)	102		74 - 124					07/02/24 20:38	1
Dibromofluoromethane (Surr)	103		75 - 131					07/02/24 20:38	1
Toluene-d8 (Surr)	99		80 - 120					07/02/24 20:38	1

Lab Sample ID: LCS 860-169234/3
 Matrix: Water
 Analysis Batch: 169234

Client Sample ID: Lab Control Sample
 Prep Type: Total/NA

Analyte	Spike Added	LCS Result	LCS Qualifier	Unit	D	%Rec	%Rec Limits	
Tetrahydrofuran	0.100	0.0923		mg/L		92	75 - 125	
Surrogate	%Recovery	LCS Qualifier	Limits					
1,2-Dichloroethane-d4 (Surr)	94		63 - 144					
4-Bromofluorobenzene (Surr)	99		74 - 124					
Dibromofluoromethane (Surr)	98		75 - 131					
Toluene-d8 (Surr)	100		80 - 120					

Lab Sample ID: LCSD 860-169234/4
 Matrix: Water
 Analysis Batch: 169234

Client Sample ID: Lab Control Sample Dup
 Prep Type: Total/NA

Analyte	Spike Added	LCSD Result	LCSD Qualifier	Unit	D	%Rec	%Rec Limits	RPD	RPD Limit
Tetrahydrofuran	0.100	0.0984		mg/L		98	75 - 125	6	25
Surrogate	%Recovery	LCSD Qualifier	Limits						
1,2-Dichloroethane-d4 (Surr)	95		63 - 144						
4-Bromofluorobenzene (Surr)	100		74 - 124						
Dibromofluoromethane (Surr)	97		75 - 131						
Toluene-d8 (Surr)	99		80 - 120						

Method: 608.3 - Organochlorine Pesticides/PCBs in Water

Lab Sample ID: MB 860-169312/1-A
 Matrix: Water
 Analysis Batch: 169369

Client Sample ID: Method Blank
 Prep Type: Total/NA
 Prep Batch: 169312

Analyte	MB Result	MB Qualifier	RL	MDL	Unit	D	Prepared	Analyzed	Dil Fac
Dieldrin	ND		0.000050	0.000017	mg/L		07/02/24 22:40	07/03/24 11:25	1
Surrogate	%Recovery	MB Qualifier	Limits				Prepared	Analyzed	Dil Fac
DCB Decachlorobiphenyl (Surr)	55		45 - 115				07/02/24 22:40	07/03/24 11:25	1
Tetrachloro-m-xylene	107		41 - 110				07/02/24 22:40	07/03/24 11:25	1

Eurofins Albuquerque

QC Sample Results

Client: Albuquerque Metropolitan Arroyo Flood Control Authority
 Project/Site: CMC

Job ID: 885-7077-1

Method: 608.3 - Organochlorine Pesticides/PCBs in Water (Continued)

Lab Sample ID: LCS 860-169312/2-A

Matrix: Water

Analysis Batch: 169369

Client Sample ID: Lab Control Sample

Prep Type: Total/NA

Prep Batch: 169312

Analyte	Spike Added	LCS Result	LCS Qualifier	Unit	D	%Rec	%Rec Limits	
Dieldrin	0.00125	0.00150	*+	mg/L		120	57 - 107	
LCS LCS								
Surrogate	%Recovery	Qualifier	Limits					
DCB Decachlorobiphenyl (Surr)	56		45 - 115					
Tetrachloro-m-xylene	101		41 - 110					

Lab Sample ID: LCSD 860-169312/3-A

Matrix: Water

Analysis Batch: 169369

Client Sample ID: Lab Control Sample Dup

Prep Type: Total/NA

Prep Batch: 169312

Analyte	Spike Added	LCSD Result	LCSD Qualifier	Unit	D	%Rec	%Rec Limits		RPD	RPD Limit
Dieldrin	0.00125	0.00149	*+	mg/L		119	57 - 107	1	30	
LCSD LCSD										
Surrogate	%Recovery	Qualifier	Limits							
DCB Decachlorobiphenyl (Surr)	56		45 - 115							
Tetrachloro-m-xylene	99		41 - 110							

Lab Sample ID: MB 860-169818/1-A

Matrix: Water

Analysis Batch: 169920

Client Sample ID: Method Blank

Prep Type: Total/NA

Prep Batch: 169818

Analyte	MB MB		RL	MDL	Unit	D	Prepared	Analyzed	Dil Fac
	Result	Qualifier							
Dieldrin	ND		0.000050	0.000017	mg/L		07/05/24 21:47	07/13/24 11:39	1
MB MB									
Surrogate	%Recovery	Qualifier	Limits	Prepared	Analyzed	Dil Fac			
DCB Decachlorobiphenyl (Surr)	90		45 - 115	07/05/24 21:47	07/13/24 11:39	1			
Tetrachloro-m-xylene	129	S1+	41 - 110	07/05/24 21:47	07/13/24 11:39	1			

Lab Sample ID: LCS 860-169818/2-A

Matrix: Water

Analysis Batch: 169920

Client Sample ID: Lab Control Sample

Prep Type: Total/NA

Prep Batch: 169818

Analyte	Spike Added	LCS Result	LCS Qualifier	Unit	D	%Rec	%Rec Limits	
Dieldrin	0.00125	0.00186	*+	mg/L		149	57 - 107	
LCS LCS								
Surrogate	%Recovery	Qualifier	Limits					
DCB Decachlorobiphenyl (Surr)	91		45 - 115					
Tetrachloro-m-xylene	124	S1+	41 - 110					

Lab Sample ID: LCSD 860-169818/3-A

Matrix: Water

Analysis Batch: 169920

Client Sample ID: Lab Control Sample Dup

Prep Type: Total/NA

Prep Batch: 169818

Analyte	Spike Added	LCSD Result	LCSD Qualifier	Unit	D	%Rec	%Rec Limits		RPD	RPD Limit
Dieldrin	0.00125	0.00187	*+	mg/L		150	57 - 107	0	30	

Eurofins Albuquerque

QC Sample Results

Client: Albuquerque Metropolitan Arroyo Flood Control Authority
 Project/Site: CMC

Job ID: 885-7077-1

Method: 608.3 - Organochlorine Pesticides/PCBs in Water (Continued)

Lab Sample ID: LCSD 860-169818/3-A
 Matrix: Water
 Analysis Batch: 169920

Client Sample ID: Lab Control Sample Dup
 Prep Type: Total/NA
 Prep Batch: 169818

Surrogate	LCSD LCSD		Limits
	%Recovery	Qualifier	
DCB Decachlorobiphenyl (Surr)	91		45 - 115
Tetrachloro-m-xylene	124	S1+	41 - 110

Method: 8081B_LL - Organochlorine Pesticides (GC)

Lab Sample ID: MB 860-169461/1-A
 Matrix: Water
 Analysis Batch: 169649

Client Sample ID: Method Blank
 Prep Type: Total/NA
 Prep Batch: 169461

Analyte	MB MB		RL	MDL	Unit	D	Prepared	Analyzed	Dil Fac
	Result	Qualifier							
Dieldrin	ND		0.000010	0.0000000	mg/L		07/03/24 13:50	07/05/24 10:04	1
				81					

Surrogate	MB MB		Limits	Prepared	Analyzed	Dil Fac
	%Recovery	Qualifier				
DCB Decachlorobiphenyl (Surr)	141	S1+	15 - 136	07/03/24 13:50	07/05/24 10:04	1
Tetrachloro-m-xylene	125		18 - 126	07/03/24 13:50	07/05/24 10:04	1

Lab Sample ID: LCS 860-169461/2-A
 Matrix: Water
 Analysis Batch: 169649

Client Sample ID: Lab Control Sample
 Prep Type: Total/NA
 Prep Batch: 169461

Analyte	Spike Added	LCS LCS		Unit	D	%Rec	%Rec Limits
		Result	Qualifier				
Dieldrin	0.000100	0.000132	*+	mg/L		132	46 - 127

Surrogate	LCS LCS		Limits
	%Recovery	Qualifier	
DCB Decachlorobiphenyl (Surr)	139	S1+	15 - 136
Tetrachloro-m-xylene	123		18 - 126

Lab Sample ID: LCSD 860-169461/3-A
 Matrix: Water
 Analysis Batch: 169649

Client Sample ID: Lab Control Sample Dup
 Prep Type: Total/NA
 Prep Batch: 169461

Analyte	Spike Added	LCSD LCSD		Unit	D	%Rec	%Rec Limits	RPD	Limit
		Result	Qualifier						
Dieldrin	0.000100	0.000139	*+	mg/L		139	46 - 127	5	25

Surrogate	LCSD LCSD		Limits
	%Recovery	Qualifier	
DCB Decachlorobiphenyl (Surr)	146	S1+	15 - 136
Tetrachloro-m-xylene	122		18 - 126

Method: 300.0 - Anions, Ion Chromatography

Lab Sample ID: MB 885-7687/10
 Matrix: Water
 Analysis Batch: 7687

Client Sample ID: Method Blank
 Prep Type: Total/NA

Analyte	MB MB		RL	MDL	Unit	D	Prepared	Analyzed	Dil Fac
	Result	Qualifier							
Nitrate	ND		0.10	0.020	mg/L			06/28/24 10:22	1
Nitrite	ND		0.10	0.012	mg/L			06/28/24 10:22	1

Eurofins Albuquerque

QC Sample Results

Client: Albuquerque Metropolitan Arroyo Flood Control Authority
 Project/Site: CMC

Job ID: 885-7077-1

Method: 300.0 - Anions, Ion Chromatography (Continued)

Lab Sample ID: MB 885-7687/58
 Matrix: Water
 Analysis Batch: 7687

Client Sample ID: Method Blank
 Prep Type: Total/NA

Analyte	MB	MB	RL	MDL	Unit	D	Prepared	Analyzed	Dil Fac
	Result	Qualifier							
Nitrate	ND		0.10	0.020	mg/L			06/28/24 20:19	1
Nitrite	ND		0.10	0.012	mg/L			06/28/24 20:19	1

Lab Sample ID: LCS 885-7687/11
 Matrix: Water
 Analysis Batch: 7687

Client Sample ID: Lab Control Sample
 Prep Type: Total/NA

Analyte	Spike Added	LCS	LCS	Unit	D	%Rec	%Rec	Limits
		Result	Qualifier					
Nitrate	2.50	2.58		mg/L		103		90 - 110
Nitrite	1.00	0.986		mg/L		99		90 - 110

Lab Sample ID: LCS 885-7687/59
 Matrix: Water
 Analysis Batch: 7687

Client Sample ID: Lab Control Sample
 Prep Type: Total/NA

Analyte	Spike Added	LCS	LCS	Unit	D	%Rec	%Rec	Limits
		Result	Qualifier					
Nitrate	2.50	2.54		mg/L		102		90 - 110
Nitrite	1.00	0.969		mg/L		97		90 - 110

Lab Sample ID: MRL 885-7687/9
 Matrix: Water
 Analysis Batch: 7687

Client Sample ID: Lab Control Sample
 Prep Type: Total/NA

Analyte	Spike Added	MRL	MRL	Unit	D	%Rec	%Rec	Limits
		Result	Qualifier					
Nitrate	0.100	0.111		mg/L		111		50 - 150
Nitrite	0.0999	0.103		mg/L		103		50 - 150

Method: Draft-4 1633 - Per- and Polyfluoroalkyl Substances by LC/MS/MS

Lab Sample ID: MB 320-779486/1-A
 Matrix: Water
 Analysis Batch: 780306

Client Sample ID: Method Blank
 Prep Type: Total/NA
 Prep Batch: 779486

Analyte	MB	MB	RL	MDL	Unit	D	Prepared	Analyzed	Dil Fac
	Result	Qualifier							
Perfluorobutanoic acid (PFBA)	ND		8.0	2.0	ng/L		07/15/24 11:26	07/16/24 18:11	1
Perfluoropentanoic acid (PFPeA)	ND		4.0	1.0	ng/L		07/15/24 11:26	07/16/24 18:11	1
Perfluorohexanoic acid (PFHxA)	ND		2.0	0.50	ng/L		07/15/24 11:26	07/16/24 18:11	1
Perfluoroheptanoic acid (PFHpA)	ND		2.0	0.50	ng/L		07/15/24 11:26	07/16/24 18:11	1
Perfluorooctanoic acid (PFOA)	ND		2.0	0.50	ng/L		07/15/24 11:26	07/16/24 18:11	1
Perfluorononanoic acid (PFNA)	ND		2.0	0.50	ng/L		07/15/24 11:26	07/16/24 18:11	1
Perfluorodecanoic acid (PFDA)	ND		2.0	0.50	ng/L		07/15/24 11:26	07/16/24 18:11	1
Perfluoroundecanoic acid (PFUnA)	ND		2.0	0.50	ng/L		07/15/24 11:26	07/16/24 18:11	1
Perfluorododecanoic acid (PFDoA)	ND		2.0	0.50	ng/L		07/15/24 11:26	07/16/24 18:11	1
Perfluorotridecanoic acid (PFTTrDA)	ND		2.0	0.50	ng/L		07/15/24 11:26	07/16/24 18:11	1
Perfluorotetradecanoic acid (PFTeDA)	ND		2.0	0.50	ng/L		07/15/24 11:26	07/16/24 18:11	1
Perfluoropentanesulfonic acid (PFPeS)	ND		2.0	0.50	ng/L		07/15/24 11:26	07/16/24 18:11	1
Perfluorohexanesulfonic acid (PFHxS)	ND		2.0	0.50	ng/L		07/15/24 11:26	07/16/24 18:11	1
Perfluoroheptanesulfonic acid (PFHpS)	ND		2.0	0.50	ng/L		07/15/24 11:26	07/16/24 18:11	1

Eurofins Albuquerque

QC Sample Results

Client: Albuquerque Metropolitan Arroyo Flood Control Authority
 Project/Site: CMC

Job ID: 885-7077-1

Method: Draft-4 1633 - Per- and Polyfluoroalkyl Substances by LC/MS/MS (Continued)

Lab Sample ID: MB 320-779486/1-A

Client Sample ID: Method Blank

Matrix: Water

Prep Type: Total/NA

Analysis Batch: 780306

Prep Batch: 779486

Analyte	MB	MB	RL	MDL	Unit	D	Prepared	Analyzed	Dil Fac
	Result	Qualifier							
Perfluorooctanesulfonic acid (PFOS)	ND		2.0	0.50	ng/L		07/15/24 11:26	07/16/24 18:11	1
Perfluorononanesulfonic acid (PFNS)	ND		2.0	0.50	ng/L		07/15/24 11:26	07/16/24 18:11	1
Perfluorodecanesulfonic acid (PFDS)	ND		2.0	0.50	ng/L		07/15/24 11:26	07/16/24 18:11	1
Perfluorododecanesulfonic acid (PFDoS)	ND		2.0	0.50	ng/L		07/15/24 11:26	07/16/24 18:11	1
1H,1H,2H,2H-Perfluorohexane sulfonic acid (4:2 FTS)	ND		8.0	2.0	ng/L		07/15/24 11:26	07/16/24 18:11	1
1H,1H,2H,2H-Perfluorooctane sulfonic acid (6:2 FTS)	ND		8.0	2.0	ng/L		07/15/24 11:26	07/16/24 18:11	1
1H,1H,2H,2H-Perfluorodecane sulfonic acid (8:2 FTS)	ND		8.0	2.0	ng/L		07/15/24 11:26	07/16/24 18:11	1
Perfluorooctanesulfonamide (PFOSA)	ND		2.0	0.50	ng/L		07/15/24 11:26	07/16/24 18:11	1
N-methylperfluorooctane sulfonamide (NMeFOSA)	ND		2.0	0.50	ng/L		07/15/24 11:26	07/16/24 18:11	1
N-ethylperfluorooctane sulfonamide (NEtFOSA)	ND		2.0	0.50	ng/L		07/15/24 11:26	07/16/24 18:11	1
N-methylperfluorooctanesulfonamidoacetic acid (NMeFOSAA)	ND		2.0	0.50	ng/L		07/15/24 11:26	07/16/24 18:11	1
N-ethylperfluorooctanesulfonamidoacetic acid (NEtFOSAA)	ND		2.0	0.50	ng/L		07/15/24 11:26	07/16/24 18:11	1
N-methylperfluorooctane sulfonamidoethanol (NMeFOSE)	ND		20	5.0	ng/L		07/15/24 11:26	07/16/24 18:11	1
N-ethylperfluorooctane sulfonamidoethanol (NEtFOSE)	ND		20	5.0	ng/L		07/15/24 11:26	07/16/24 18:11	1
Hexafluoropropylene Oxide Dimer Acid (HFPO-DA)	ND		8.0	2.0	ng/L		07/15/24 11:26	07/16/24 18:11	1
4,8-Dioxo-3H-perfluorononanoic acid (ADONA)	ND		8.0	2.0	ng/L		07/15/24 11:26	07/16/24 18:11	1
Perfluoro-3-methoxypropanoic acid (PFMPA)	ND		4.0	1.0	ng/L		07/15/24 11:26	07/16/24 18:11	1
Perfluoro-4-methoxybutanoic acid (PFMBA)	ND		4.0	1.0	ng/L		07/15/24 11:26	07/16/24 18:11	1
Nonafluoro-3,6-dioxahexanoic acid (NFDHA)	ND		4.0	1.0	ng/L		07/15/24 11:26	07/16/24 18:11	1
9-Chlorohexadecafluoro-3-oxanonane-1-sulfonic acid (9Cl-PF3ONS)	ND		8.0	2.0	ng/L		07/15/24 11:26	07/16/24 18:11	1
11-Chloroeicosafluoro-3-oxaundecane-1-sulfonic acid (11Cl-PF3OUdS)	ND		8.0	2.0	ng/L		07/15/24 11:26	07/16/24 18:11	1
Perfluoro (2-ethoxyethane) sulfonic acid (PFEESA)	ND		4.0	1.0	ng/L		07/15/24 11:26	07/16/24 18:11	1
3-Perfluoropropylpropanoic acid (3:3 FTCA)	ND		10	2.5	ng/L		07/15/24 11:26	07/16/24 18:11	1
3-Perfluoropentylpropanoic acid (5:3 FTCA)	ND		50	13	ng/L		07/15/24 11:26	07/16/24 18:11	1
3-Perfluoroheptylpropanoic acid (7:3 FTCA)	ND		50	13	ng/L		07/15/24 11:26	07/16/24 18:11	1
Isotope Dilution	MB	MB	Limits				Prepared	Analyzed	Dil Fac
%Recovery	Qualifier								
13C4 PFBA	102		5 - 130				07/15/24 11:26	07/16/24 18:11	1
13C5 PFPeA	107		40 - 130				07/15/24 11:26	07/16/24 18:11	1
13C5 PFHxA	102		40 - 130				07/15/24 11:26	07/16/24 18:11	1
13C4 PFHpA	117		40 - 130				07/15/24 11:26	07/16/24 18:11	1
13C8 PFOA	102		40 - 130				07/15/24 11:26	07/16/24 18:11	1
13C9 PFNA	103		40 - 130				07/15/24 11:26	07/16/24 18:11	1

Eurofins Albuquerque

QC Sample Results

Client: Albuquerque Metropolitan Arroyo Flood Control Authority
 Project/Site: CMC

Job ID: 885-7077-1

Method: Draft-4 1633 - Per- and Polyfluoroalkyl Substances by LC/MS/MS (Continued)

Lab Sample ID: MB 320-779486/1-A
Matrix: Water
Analysis Batch: 780306

Client Sample ID: Method Blank
Prep Type: Total/NA
Prep Batch: 779486

Isotope Dilution	MB MB		Limits	Prepared	Analyzed	Dil Fac
	%Recovery	Qualifier				
13C6 PFDA	106		40 - 130	07/15/24 11:26	07/16/24 18:11	1
13C7 PFUnA	119		30 - 130	07/15/24 11:26	07/16/24 18:11	1
13C2 PFDoA	123		10 - 130	07/15/24 11:26	07/16/24 18:11	1
13C2 PFTeDA	111		10 - 130	07/15/24 11:26	07/16/24 18:11	1
13C3 PFHxS	93.5		40 - 130	07/15/24 11:26	07/16/24 18:11	1
13C8 PFOS	100		40 - 130	07/15/24 11:26	07/16/24 18:11	1
13C8 PFOSA	101		40 - 130	07/15/24 11:26	07/16/24 18:11	1
d3-NMeFOSAA	101		40 - 170	07/15/24 11:26	07/16/24 18:11	1
d5-NEtFOSAA	104		25 - 135	07/15/24 11:26	07/16/24 18:11	1
13C2 4:2 FTS	91.6		40 - 200	07/15/24 11:26	07/16/24 18:11	1
13C2 6:2 FTS	115		40 - 200	07/15/24 11:26	07/16/24 18:11	1
13C2 8:2 FTS	96.6		40 - 300	07/15/24 11:26	07/16/24 18:11	1
13C3 HFPO-DA	96.7		40 - 130	07/15/24 11:26	07/16/24 18:11	1
d7-N-MeFOSE-M	92.3		10 - 130	07/15/24 11:26	07/16/24 18:11	1
d9-N-EtFOSE-M	94.4		10 - 130	07/15/24 11:26	07/16/24 18:11	1
d5-NEtPFOSA	87.2		10 - 130	07/15/24 11:26	07/16/24 18:11	1
d3-NMePFOSA	86.3		10 - 130	07/15/24 11:26	07/16/24 18:11	1

Lab Sample ID: LCS 320-779486/3-A
Matrix: Water
Analysis Batch: 780306

Client Sample ID: Lab Control Sample
Prep Type: Total/NA
Prep Batch: 779486

Analyte	Spike Added	LCS Result	LCS Qualifier	Unit	D	%Rec	%Rec
							Limits
Perfluorobutanoic acid (PFBA)	128	123		ng/L		96	70 - 140
Perfluoropentanoic acid (PFPeA)	64.0	58.8		ng/L		92	65 - 135
Perfluorohexanoic acid (PFHxA)	32.0	29.1		ng/L		91	70 - 145
Perfluoroheptanoic acid (PFHpA)	32.0	28.4		ng/L		89	70 - 150
Perfluorooctanoic acid (PFOA)	32.0	28.2		ng/L		88	70 - 150
Perfluorononanoic acid (PFNA)	32.0	32.1		ng/L		100	70 - 150
Perfluorodecanoic acid (PFDA)	32.0	35.7		ng/L		111	70 - 140
Perfluoroundecanoic acid (PFUnA)	32.0	29.9		ng/L		93	70 - 145
Perfluorododecanoic acid (PFDoA)	32.0	27.8		ng/L		87	70 - 140
Perfluorotridecanoic acid (PFTTrDA)	32.0	32.9		ng/L		103	65 - 140
Perfluorotetradecanoic acid (PFTeDA)	32.0	31.6		ng/L		99	60 - 140
Perfluoropentanesulfonic acid (PFPeS)	30.1	27.3		ng/L		91	65 - 140
Perfluorohexanesulfonic acid (PFHxS)	29.2	30.8		ng/L		105	65 - 145
Perfluoroheptanesulfonic acid (PFHpS)	30.5	33.5		ng/L		110	70 - 150
Perfluorooctanesulfonic acid (PFOS)	29.8	28.3		ng/L		95	55 - 150
Perfluorononanesulfonic acid (PFNS)	30.8	28.9		ng/L		94	65 - 145
Perfluorodecanesulfonic acid (PFDS)	30.8	27.2		ng/L		88	60 - 145
Perfluorododecanesulfonic acid (PFDoS)	31.0	24.8		ng/L		80	50 - 145

Eurofins Albuquerque

QC Sample Results

Client: Albuquerque Metropolitan Arroyo Flood Control Authority
 Project/Site: CMC

Job ID: 885-7077-1

Method: Draft-4 1633 - Per- and Polyfluoroalkyl Substances by LC/MS/MS (Continued)

Lab Sample ID: LCS 320-779486/3-A

Matrix: Water

Analysis Batch: 780306

Client Sample ID: Lab Control Sample

Prep Type: Total/NA

Prep Batch: 779486

Analyte	Spike Added	LCS Result	LCS Qualifier	Unit	D	%Rec	%Rec Limits
1H,1H,2H,2H-Perfluorohexane sulfonic acid (4:2 FTS)	120	128		ng/L		107	70 - 145
1H,1H,2H,2H-Perfluorooctane sulfonic acid (6:2 FTS)	122	123		ng/L		101	65 - 155
1H,1H,2H,2H-Perfluorodecane sulfonic acid (8:2 FTS)	123	134		ng/L		109	60 - 150
Perfluorooctanesulfonamide (PFOSA)	32.0	24.5		ng/L		77	70 - 145
N-methylperfluorooctane sulfonamide (NMeFOSA)	32.0	28.8		ng/L		90	60 - 150
N-ethylperfluorooctane sulfonamide (NEtFOSA)	32.0	29.2		ng/L		91	65 - 145
N-methylperfluorooctanesulfonamidoacetic acid (NMeFOSAA)	32.0	31.5		ng/L		98	50 - 140
N-ethylperfluorooctanesulfonamidoacetic acid (NEtFOSAA)	32.0	27.6		ng/L		86	70 - 145
N-methylperfluorooctane sulfonamidoethanol (NMeFOSE)	320	301		ng/L		94	70 - 145
N-ethylperfluorooctane sulfonamidoethanol (NEtFOSE)	320	303		ng/L		95	70 - 135
Hexafluoropropylene Oxide Dimer Acid (HFPO-DA)	128	119		ng/L		93	70 - 140
4,8-Dioxa-3H-perfluorononanoic acid (ADONA)	121	144		ng/L		119	65 - 145
Perfluoro-3-methoxypropanoic acid (PFMPA)	64.0	65.0		ng/L		101	55 - 140
Perfluoro-4-methoxybutanoic acid (PFMBA)	64.0	56.1		ng/L		88	60 - 150
Nonafluoro-3,6-dioxaheptanoic acid (NFDHA)	64.0	58.2		ng/L		91	50 - 150
9-Chlorohexadecafluoro-3-oxanonane-1-sulfonic acid(9Cl-PF3ONS)	120	132		ng/L		111	70 - 155
11-Chloroeicosafluoro-3-oxaundecane-1-sulfonic acid (11Cl-PF3OUdS)	121	136		ng/L		113	55 - 160
Perfluoro (2-ethoxyethane) sulfonic acid (PFEESA)	57.1	52.8		ng/L		92	70 - 140
3-Perfluoropropylpropanoic acid (3:3 FTCA)	160	161		ng/L		101	65 - 130
3-Perfluoropentylpropanoic acid (5:3 FTCA)	799	806		ng/L		101	70 - 135
3-Perfluoroheptylpropanoic acid (7:3 FTCA)	799	887		ng/L		111	50 - 145

Isotope Dilution	LCS LCS		Limits
	%Recovery	Qualifier	
13C4 PFBA	92.1		5 - 130
13C5 PFPeA	97.5		40 - 130
13C5 PFHxA	95.3		40 - 130
13C4 PFHpA	110		40 - 130
13C8 PFOA	96.2		40 - 130
13C9 PFNA	87.6		40 - 130
13C6 PFDA	99.7		40 - 130
13C7 PFUnA	109		30 - 130

Eurofins Albuquerque

QC Sample Results

Client: Albuquerque Metropolitan Arroyo Flood Control Authority
 Project/Site: CMC

Job ID: 885-7077-1

Method: Draft-4 1633 - Per- and Polyfluoroalkyl Substances by LC/MS/MS (Continued)

Lab Sample ID: LCS 320-779486/3-A

Matrix: Water

Analysis Batch: 780306

Client Sample ID: Lab Control Sample

Prep Type: Total/NA

Prep Batch: 779486

Isotope Dilution	LCS LCS		Limits
	%Recovery	Qualifier	
13C2 PFDoA	102		10 - 130
13C2 PFTeDA	88.1		10 - 130
13C3 PFHxS	85.2		40 - 130
13C8 PFOS	89.5		40 - 130
13C8 PFOSA	83.7		40 - 130
d3-NMeFOSAA	94.8		40 - 170
d5-NEtFOSAA	97.4		25 - 135
13C2 4:2 FTS	81.3		40 - 200
13C2 6:2 FTS	98.3		40 - 200
13C2 8:2 FTS	84.9		40 - 300
13C3 HFPO-DA	90.7		40 - 130
d7-N-MeFOSE-M	74.1		10 - 130
d9-N-EtFOSE-M	78.3		10 - 130
d5-NEtPFOSA	75.7		10 - 130
d3-NMePFOSA	74.2		10 - 130

Lab Sample ID: LCSD 320-779486/4-A

Matrix: Water

Analysis Batch: 780306

Client Sample ID: Lab Control Sample Dup

Prep Type: Total/NA

Prep Batch: 779486

Analyte	Spike Added	LCSD Result	LCSD Qualifier	Unit	D	%Rec	%Rec Limits	RPD	
								RPD	Limit
Perfluorobutanoic acid (PFBA)	128	131		ng/L		102	70 - 140	6	30
Perfluoropentanoic acid (PFPeA)	64.0	63.5		ng/L		99	65 - 135	8	30
Perfluorohexanoic acid (PFHxA)	32.0	31.4		ng/L		98	70 - 145	7	30
Perfluoroheptanoic acid (PFHpA)	32.0	30.1		ng/L		94	70 - 150	6	30
Perfluorooctanoic acid (PFOA)	32.0	29.5		ng/L		92	70 - 150	4	30
Perfluorononanoic acid (PFNA)	32.0	29.3		ng/L		91	70 - 150	9	30
Perfluorodecanoic acid (PFDA)	32.0	32.8		ng/L		102	70 - 140	9	30
Perfluoroundecanoic acid (PFUnA)	32.0	33.5		ng/L		105	70 - 145	11	30
Perfluorododecanoic acid (PFDoA)	32.0	31.5		ng/L		99	70 - 140	13	30
Perfluorotridecanoic acid (PFTrDA)	32.0	35.8		ng/L		112	65 - 140	8	30
Perfluorotetradecanoic acid (PFTeDA)	32.0	34.6		ng/L		108	60 - 140	9	30
Perfluoropentanesulfonic acid (PFPeS)	30.1	29.0		ng/L		96	65 - 140	6	30
Perfluorohexanesulfonic acid (PFHxS)	29.2	33.6		ng/L		115	65 - 145	9	30
Perfluoroheptanesulfonic acid (PFHpS)	30.5	32.4		ng/L		106	70 - 150	3	30
Perfluorooctanesulfonic acid (PFOS)	29.8	29.6		ng/L		99	55 - 150	4	30
Perfluorononanesulfonic acid (PFNS)	30.8	28.9		ng/L		94	65 - 145	0	30
Perfluorodecanesulfonic acid (PFDS)	30.8	27.6		ng/L		90	60 - 145	2	30
Perfluorododecanesulfonic acid (PFDoS)	31.0	27.4		ng/L		88	50 - 145	10	30
1H,1H,2H,2H-Perfluorohexane sulfonic acid (4:2 FTS)	120	139		ng/L		116	70 - 145	8	30

Eurofins Albuquerque

QC Sample Results

Client: Albuquerque Metropolitan Arroyo Flood Control Authority
 Project/Site: CMC

Job ID: 885-7077-1

Method: Draft-4 1633 - Per- and Polyfluoroalkyl Substances by LC/MS/MS (Continued)

Lab Sample ID: LCSD 320-779486/4-A

Matrix: Water

Analysis Batch: 780306

Client Sample ID: Lab Control Sample Dup

Prep Type: Total/NA

Prep Batch: 779486

Analyte	Spike Added	LCSD	LCSD	Unit	D	%Rec	%Rec	RPD	RPD
		Result	Qualifier				Limits		
1H,1H,2H,2H-Perfluorooctane sulfonic acid (6:2 FTS)	122	128		ng/L		105	65 - 155	4	30
1H,1H,2H,2H-Perfluorodecane sulfonic acid (8:2 FTS)	123	150		ng/L		122	60 - 150	11	30
Perfluorooctanesulfonamide (PFOSA)	32.0	27.0		ng/L		84	70 - 145	10	30
N-methylperfluorooctane sulfonamide (NMeFOSA)	32.0	31.0		ng/L		97	60 - 150	7	30
N-ethylperfluorooctane sulfonamide (NEtFOSA)	32.0	32.3		ng/L		101	65 - 145	10	30
N-methylperfluorooctanesulfonamidoacetic acid (NMeFOSAA)	32.0	30.4		ng/L		95	50 - 140	3	30
N-ethylperfluorooctanesulfonamidoacetic acid (NEtFOSAA)	32.0	29.0		ng/L		91	70 - 145	5	30
N-methylperfluorooctane sulfonamidoethanol (NMeFOSE)	320	321		ng/L		100	70 - 145	6	30
N-ethylperfluorooctane sulfonamidoethanol (NEtFOSE)	320	316		ng/L		99	70 - 135	4	30
Hexafluoropropylene Oxide Dimer Acid (HFPO-DA)	128	135		ng/L		105	70 - 140	12	30
4,8-Dioxa-3H-perfluorononanoic acid (ADONA)	121	156		ng/L		129	65 - 145	8	30
Perfluoro-3-methoxypropanoic acid (PFMPA)	64.0	70.2		ng/L		110	55 - 140	8	30
Perfluoro-4-methoxybutanoic acid (PFMBA)	64.0	60.1		ng/L		94	60 - 150	7	30
Nonafluoro-3,6-dioxaheptanoic acid (NFDHA)	64.0	63.6		ng/L		99	50 - 150	9	30
9-Chlorohexadecafluoro-3-oxanonane-1-sulfonic acid(9Cl-PF3ONS)	120	137		ng/L		115	70 - 155	3	30
11-Chloroeicosafluoro-3-oxaundecane-1-sulfonic acid (11Cl-PF3OUdS)	121	146		ng/L		121	55 - 160	7	30
Perfluoro (2-ethoxyethane) sulfonic acid (PFEESA)	57.1	55.8		ng/L		98	70 - 140	5	30
3-Perfluoropropylpropanoic acid (3:3 FTCA)	160	169		ng/L		106	65 - 130	5	30
3-Perfluoropentylpropanoic acid (5:3 FTCA)	799	851		ng/L		107	70 - 135	5	30
3-Perfluoroheptylpropanoic acid (7:3 FTCA)	799	925		ng/L		116	50 - 145	4	30

Isotope Dilution	LCSD		Limits
	%Recovery	Qualifier	
13C4 PFBA	90.7		5 - 130
13C5 PFPeA	96.1		40 - 130
13C5 PFHxA	93.8		40 - 130
13C4 PFHpA	111		40 - 130
13C8 PFOA	88.0		40 - 130
13C9 PFNA	103		40 - 130
13C6 PFDA	101		40 - 130
13C7 PFUnA	99.1		30 - 130
13C2 PFDoA	99.9		10 - 130
13C2 PFTeDA	86.8		10 - 130

Eurofins Albuquerque

QC Sample Results

Client: Albuquerque Metropolitan Arroyo Flood Control Authority
 Project/Site: CMC

Job ID: 885-7077-1

Method: Draft-4 1633 - Per- and Polyfluoroalkyl Substances by LC/MS/MS (Continued)

Lab Sample ID: LCSD 320-779486/4-A

Matrix: Water

Analysis Batch: 780306

Client Sample ID: Lab Control Sample Dup

Prep Type: Total/NA

Prep Batch: 779486

Isotope Dilution	LCSD LCSD		Limits
	%Recovery	Qualifier	
13C3 PFHxS	83.5		40 - 130
13C8 PFOS	92.0		40 - 130
13C8 PFOSA	88.4		40 - 130
d3-NMeFOSAA	105		40 - 170
d5-NEtFOSAA	103		25 - 135
13C2 4:2 FTS	81.3		40 - 200
13C2 6:2 FTS	97.3		40 - 200
13C2 8:2 FTS	86.6		40 - 300
13C3 HFPO-DA	91.8		40 - 130
d7-N-MeFOSE-M	80.2		10 - 130
d9-N-EtFOSE-M	85.0		10 - 130
d5-NEtPFOSA	78.0		10 - 130
d3-NMePFOSA	76.3		10 - 130

Lab Sample ID: LLCS 320-779486/2-A

Matrix: Water

Analysis Batch: 780306

Client Sample ID: Lab Control Sample

Prep Type: Total/NA

Prep Batch: 779486

Analyte	Spike Added	LLCS	LLCS	Unit	D	%Rec	%Rec Limits
		Result	Qualifier				
Perfluorobutanoic acid (PFBA)	12.8	11.9		ng/L		93	70 - 140
Perfluoropentanoic acid (PFPeA)	6.40	5.78		ng/L		90	65 - 135
Perfluorohexanoic acid (PFHxA)	3.20	2.86		ng/L		89	70 - 145
Perfluoroheptanoic acid (PFHpA)	3.20	3.01		ng/L		94	70 - 150
Perfluorooctanoic acid (PFOA)	3.20	2.72		ng/L		85	70 - 150
Perfluorononanoic acid (PFNA)	3.20	3.48		ng/L		109	70 - 150
Perfluorodecanoic acid (PFDA)	3.20	2.99		ng/L		93	70 - 140
Perfluoroundecanoic acid (PFUnA)	3.20	3.09		ng/L		97	70 - 145
Perfluorododecanoic acid (PFDoA)	3.20	2.73		ng/L		85	70 - 140
Perfluorotridecanoic acid (PFTrDA)	3.20	3.56		ng/L		111	65 - 140
Perfluorotetradecanoic acid (PFTeDA)	3.20	3.14		ng/L		98	60 - 140
Perfluoropentanesulfonic acid (PFPeS)	3.01	2.46		ng/L		82	65 - 140
Perfluorohexanesulfonic acid (PFHxS)	2.92	3.02		ng/L		104	65 - 145
Perfluoroheptanesulfonic acid (PFHpS)	3.05	3.07		ng/L		101	70 - 150
Perfluorooctanesulfonic acid (PFOS)	2.98	2.68		ng/L		90	55 - 150
Perfluorononanesulfonic acid (PFNS)	3.08	2.94		ng/L		96	65 - 145
Perfluorodecanesulfonic acid (PFDS)	3.08	2.72		ng/L		88	60 - 145
Perfluorododecanesulfonic acid (PFDoS)	3.10	2.46		ng/L		79	50 - 145
1H,1H,2H,2H-Perfluorohexane sulfonic acid (4:2 FTS)	12.0	13.7		ng/L		114	70 - 145
1H,1H,2H,2H-Perfluorooctane sulfonic acid (6:2 FTS)	12.2	11.9		ng/L		97	65 - 155

Eurofins Albuquerque

QC Sample Results

Client: Albuquerque Metropolitan Arroyo Flood Control Authority
 Project/Site: CMC

Job ID: 885-7077-1

Method: Draft-4 1633 - Per- and Polyfluoroalkyl Substances by LC/MS/MS (Continued)

Lab Sample ID: LLCS 320-779486/2-A

Matrix: Water

Analysis Batch: 780306

Client Sample ID: Lab Control Sample

Prep Type: Total/NA

Prep Batch: 779486

Analyte	Spike	LLCS	LLCS	Unit	D	%Rec	%Rec Limits
	Added	Result	Qualifier				
1H,1H,2H,2H-Perfluorodecane sulfonic acid (8:2 FTS)	12.3	11.9		ng/L		97	60 - 150
Perfluorooctanesulfonamide (PFOSA)	3.20	2.38		ng/L		74	70 - 145
N-methylperfluorooctane sulfonamide (NMeFOSA)	3.20	2.63		ng/L		82	60 - 150
N-ethylperfluorooctane sulfonamide (NEtFOSA)	3.20	2.84		ng/L		89	65 - 145
N-methylperfluorooctanesulfonamide (NMeFOSA)	3.20	3.00		ng/L		94	50 - 140
N-ethylperfluorooctanesulfonamide (NEtFOSA)	3.20	2.44		ng/L		76	70 - 145
N-methylperfluorooctane sulfonamidoethanol (NMeFOSE)	32.0	28.4		ng/L		89	70 - 145
N-ethylperfluorooctane sulfonamidoethanol (NEtFOSE)	32.0	29.1		ng/L		91	70 - 135
Hexafluoropropylene Oxide Dimer Acid (HFPO-DA)	12.8	11.5		ng/L		90	70 - 140
4,8-Dioxa-3H-perfluorononanoic acid (ADONA)	12.1	13.9		ng/L		115	65 - 145
Perfluoro-3-methoxypropanoic acid (PFMPA)	6.40	6.24		ng/L		98	55 - 140
Perfluoro-4-methoxybutanoic acid (PFMBA)	6.40	5.41		ng/L		85	60 - 150
Nonafluoro-3,6-dioxaheptanoic acid (NFDHA)	6.40	5.10		ng/L		80	50 - 150
9-Chlorohexadecafluoro-3-oxanonane-1-sulfonic acid(9Cl-PF3ONS)	12.0	11.2		ng/L		94	70 - 155
11-Chloroeicosafluoro-3-oxaundecane-1-sulfonic acid (11Cl-PF3OUdS)	12.1	13.3		ng/L		110	55 - 160
Perfluoro (2-ethoxyethane) sulfonic acid (PFEESA)	5.71	4.89		ng/L		86	70 - 140
3-Perfluoropropylpropanoic acid (3:3 FTCA)	16.0	15.2		ng/L		95	65 - 130
3-Perfluoropentylpropanoic acid (5:3 FTCA)	79.9	70.5		ng/L		88	70 - 135
3-Perfluoroheptylpropanoic acid (7:3 FTCA)	79.9	85.7		ng/L		107	50 - 145

Isotope Dilution	LLCS	LLCS	Limits
	%Recovery	Qualifier	
13C4 PFBA	95.3		5 - 130
13C5 PFPeA	100		40 - 130
13C5 PFHxA	98.9		40 - 130
13C4 PFHpA	113		40 - 130
13C8 PFOA	99.9		40 - 130
13C9 PFNA	79.9		40 - 130
13C6 PFDA	91.0		40 - 130
13C7 PFUnA	84.8		30 - 130
13C2 PFDoA	85.0		10 - 130
13C2 PFTeDA	84.0		10 - 130
13C3 PFHxS	87.2		40 - 130
13C8 PFOS	98.8		40 - 130

Eurofins Albuquerque

QC Sample Results

Client: Albuquerque Metropolitan Arroyo Flood Control Authority
 Project/Site: CMC

Job ID: 885-7077-1

Method: Draft-4 1633 - Per- and Polyfluoroalkyl Substances by LC/MS/MS (Continued)

Lab Sample ID: LLCS 320-779486/2-A
Matrix: Water
Analysis Batch: 780306

Client Sample ID: Lab Control Sample
Prep Type: Total/NA
Prep Batch: 779486

Isotope Dilution	LLCS LLCS		Limits
	%Recovery	Qualifier	
13C8 PFOSA	99.4		40 - 130
d3-NMeFOSAA	101		40 - 170
d5-NEtFOSAA	103		25 - 135
13C2 4:2 FTS	80.8		40 - 200
13C2 6:2 FTS	106		40 - 200
13C2 8:2 FTS	92.8		40 - 300
13C3 HFPO-DA	92.4		40 - 130
d7-N-MeFOSE-M	89.4		10 - 130
d9-N-EtFOSE-M	91.8		10 - 130
d5-NEtPFOSA	84.5		10 - 130
d3-NMePFOSA	85.9		10 - 130

Method: Draft-4 1633 - Per- and Polyfluoroalkyl Substances by LC/MS/MS - RA

Lab Sample ID: MB 320-779486/1-A
Matrix: Water
Analysis Batch: 780601

Client Sample ID: Method Blank
Prep Type: Total/NA
Prep Batch: 779486

Analyte	MB MB		RL	MDL	Unit	D	Prepared	Analyzed	Dil Fac
	Result	Qualifier							
Perfluorobutanesulfonic acid (PFBS) - RA	ND		2.0	0.50	ng/L		07/15/24 11:26	07/17/24 13:53	1

Isotope Dilution	MB MB		Limits	Prepared	Analyzed	Dil Fac
	%Recovery	Qualifier				
13C3 PFBS - RA	82.7		40 - 135	07/15/24 11:26	07/17/24 13:53	1

Lab Sample ID: LCS 320-779486/3-A
Matrix: Water
Analysis Batch: 780601

Client Sample ID: Lab Control Sample
Prep Type: Total/NA
Prep Batch: 779486

Analyte	Spike Added	LCS LCS		Unit	D	%Rec	%Rec Limits
		Result	Qualifier				
Perfluorobutanesulfonic acid (PFBS) - RA	28.4	26.7		ng/L		94	60 - 145

Isotope Dilution	LCS LCS		Limits
	%Recovery	Qualifier	
13C3 PFBS - RA	78.1		40 - 135

Lab Sample ID: LCSD 320-779486/4-A
Matrix: Water
Analysis Batch: 780601

Client Sample ID: Lab Control Sample Dup
Prep Type: Total/NA
Prep Batch: 779486

Analyte	Spike Added	LCSD Result	LCSD Qualifier	Unit	D	%Rec	%Rec Limits	RPD	
								RPD	Limit
Perfluorobutanesulfonic acid (PFBS) - RA	28.4	28.9		ng/L		102	60 - 145	8	30

Isotope Dilution	LCSD LCSD		Limits
	%Recovery	Qualifier	
13C3 PFBS - RA	75.3		40 - 135

QC Sample Results

Client: Albuquerque Metropolitan Arroyo Flood Control Authority
 Project/Site: CMC

Job ID: 885-7077-1

Method: Draft-4 1633 - Per- and Polyfluoroalkyl Substances by LC/MS/MS - RA (Continued)

Lab Sample ID: LLCS 320-779486/2-A
 Matrix: Water
 Analysis Batch: 780601

Client Sample ID: Lab Control Sample
 Prep Type: Total/NA
 Prep Batch: 779486

Analyte	Spike Added	LLCS Result	LLCS Qualifier	Unit	D	%Rec	%Rec Limits
Perfluorobutanesulfonic acid (PFBS) - RA	2.84	2.50		ng/L		88	60 - 145

Isotope Dilution	LLCS %Recovery	LLCS Qualifier	Limits
13C3 PFBS - RA	75.8		40 - 135

Method: 1668A - Chlorinated Biphenyl Congeners (HRGC/HRMS)

Lab Sample ID: MB 320-777390/1-A
 Matrix: Water
 Analysis Batch: 778376

Client Sample ID: Method Blank
 Prep Type: Total/NA
 Prep Batch: 777390

Analyte	MB Result	MB Qualifier	RL	MDL	Unit	D	Prepared	Analyzed	Dil Fac
PCB-1	ND		20	19	pg/L		07/08/24 12:40	07/12/24 01:41	1
PCB-2	ND		200	16	pg/L		07/08/24 12:40	07/12/24 01:41	1
PCB-3	ND		60	48	pg/L		07/08/24 12:40	07/12/24 01:41	1
PCB-4	ND		40	24	pg/L		07/08/24 12:40	07/12/24 01:41	1
PCB-5	ND		200	11	pg/L		07/08/24 12:40	07/12/24 01:41	1
PCB-6	ND		200	25	pg/L		07/08/24 12:40	07/12/24 01:41	1
PCB-7	ND		200	18	pg/L		07/08/24 12:40	07/12/24 01:41	1
PCB-8	ND		200	26	pg/L		07/08/24 12:40	07/12/24 01:41	1
PCB-9	ND		200	12	pg/L		07/08/24 12:40	07/12/24 01:41	1
PCB-10	ND		200	15	pg/L		07/08/24 12:40	07/12/24 01:41	1
PCB-11	ND		200	150	pg/L		07/08/24 12:40	07/12/24 01:41	1
PCB-12	ND		400	31	pg/L		07/08/24 12:40	07/12/24 01:41	1
PCB-13	ND		400	31	pg/L		07/08/24 12:40	07/12/24 01:41	1
PCB-14	ND		200	70	pg/L		07/08/24 12:40	07/12/24 01:41	1
PCB-15	ND		40	21	pg/L		07/08/24 12:40	07/12/24 01:41	1
PCB-16	ND		200	6.8	pg/L		07/08/24 12:40	07/12/24 01:41	1
PCB-17	ND		200	15	pg/L		07/08/24 12:40	07/12/24 01:41	1
PCB-18	ND		400	15	pg/L		07/08/24 12:40	07/12/24 01:41	1
PCB-19	ND		20	9.4	pg/L		07/08/24 12:40	07/12/24 01:41	1
PCB-20	ND		400	21	pg/L		07/08/24 12:40	07/12/24 01:41	1
PCB-21	ND		400	15	pg/L		07/08/24 12:40	07/12/24 01:41	1
PCB-22	ND		200	7.3	pg/L		07/08/24 12:40	07/12/24 01:41	1
PCB-23	ND		200	8.0	pg/L		07/08/24 12:40	07/12/24 01:41	1
PCB-24	ND		200	9.6	pg/L		07/08/24 12:40	07/12/24 01:41	1
PCB-25	ND		200	14	pg/L		07/08/24 12:40	07/12/24 01:41	1
PCB-26	ND		400	9.4	pg/L		07/08/24 12:40	07/12/24 01:41	1
PCB-27	ND		200	9.7	pg/L		07/08/24 12:40	07/12/24 01:41	1
PCB-28	ND		400	21	pg/L		07/08/24 12:40	07/12/24 01:41	1
PCB-29	ND		400	9.4	pg/L		07/08/24 12:40	07/12/24 01:41	1
PCB-30	ND		400	15	pg/L		07/08/24 12:40	07/12/24 01:41	1
PCB-31	ND		200	20	pg/L		07/08/24 12:40	07/12/24 01:41	1
PCB-32	ND		200	9.6	pg/L		07/08/24 12:40	07/12/24 01:41	1
PCB-33	ND		400	15	pg/L		07/08/24 12:40	07/12/24 01:41	1
PCB-34	ND		200	14	pg/L		07/08/24 12:40	07/12/24 01:41	1
PCB-35	ND		200	8.1	pg/L		07/08/24 12:40	07/12/24 01:41	1
PCB-36	ND		200	14	pg/L		07/08/24 12:40	07/12/24 01:41	1

Euofins Albuquerque

QC Sample Results

Client: Albuquerque Metropolitan Arroyo Flood Control Authority
 Project/Site: CMC

Job ID: 885-7077-1

Method: 1668A - Chlorinated Biphenyl Congeners (HRGC/HRMS) (Continued)

Lab Sample ID: MB 320-777390/1-A

Client Sample ID: Method Blank

Matrix: Water

Prep Type: Total/NA

Analysis Batch: 778376

Prep Batch: 777390

Analyte	MB	MB	RL	MDL	Unit	D	Prepared	Analyzed	Dil Fac
	Result	Qualifier							
PCB-37	ND		20	13	pg/L		07/08/24 12:40	07/12/24 01:41	1
PCB-38	ND		200	13	pg/L		07/08/24 12:40	07/12/24 01:41	1
PCB-39	ND		200	10	pg/L		07/08/24 12:40	07/12/24 01:41	1
PCB-40	ND		400	12	pg/L		07/08/24 12:40	07/12/24 01:41	1
PCB-41	ND		200	8.4	pg/L		07/08/24 12:40	07/12/24 01:41	1
PCB-42	ND		200	8.2	pg/L		07/08/24 12:40	07/12/24 01:41	1
PCB-43	ND		200	11	pg/L		07/08/24 12:40	07/12/24 01:41	1
PCB-44	ND		600	35	pg/L		07/08/24 12:40	07/12/24 01:41	1
PCB-45	ND		400	7.7	pg/L		07/08/24 12:40	07/12/24 01:41	1
PCB-46	ND		200	11	pg/L		07/08/24 12:40	07/12/24 01:41	1
PCB-47	ND		600	35	pg/L		07/08/24 12:40	07/12/24 01:41	1
PCB-48	ND		200	9.8	pg/L		07/08/24 12:40	07/12/24 01:41	1
PCB-49	ND		400	13	pg/L		07/08/24 12:40	07/12/24 01:41	1
PCB-50	ND		400	11	pg/L		07/08/24 12:40	07/12/24 01:41	1
PCB-51	ND		400	7.8	pg/L		07/08/24 12:40	07/12/24 01:41	1
PCB-52	ND		200	25	pg/L		07/08/24 12:40	07/12/24 01:41	1
PCB-53	ND		400	11	pg/L		07/08/24 12:40	07/12/24 01:41	1
PCB-54	ND		20	8.3	pg/L		07/08/24 12:40	07/12/24 01:41	1
PCB-55	ND		200	7.6	pg/L		07/08/24 12:40	07/12/24 01:41	1
PCB-56	ND		200	6.6	pg/L		07/08/24 12:40	07/12/24 01:41	1
PCB-57	ND		200	13	pg/L		07/08/24 12:40	07/12/24 01:41	1
PCB-58	ND		200	16	pg/L		07/08/24 12:40	07/12/24 01:41	1
PCB-59	ND		600	12	pg/L		07/08/24 12:40	07/12/24 01:41	1
PCB-60	ND		200	9.5	pg/L		07/08/24 12:40	07/12/24 01:41	1
PCB-61	ND		800	20	pg/L		07/08/24 12:40	07/12/24 01:41	1
PCB-62	ND		600	12	pg/L		07/08/24 12:40	07/12/24 01:41	1
PCB-63	ND		200	10	pg/L		07/08/24 12:40	07/12/24 01:41	1
PCB-64	ND		200	9.4	pg/L		07/08/24 12:40	07/12/24 01:41	1
PCB-65	ND		600	35	pg/L		07/08/24 12:40	07/12/24 01:41	1
PCB-66	ND		200	10	pg/L		07/08/24 12:40	07/12/24 01:41	1
PCB-67	ND		200	13	pg/L		07/08/24 12:40	07/12/24 01:41	1
PCB-68	ND		200	9.2	pg/L		07/08/24 12:40	07/12/24 01:41	1
PCB-69	ND		400	13	pg/L		07/08/24 12:40	07/12/24 01:41	1
PCB-70	ND		800	20	pg/L		07/08/24 12:40	07/12/24 01:41	1
PCB-71	ND		400	12	pg/L		07/08/24 12:40	07/12/24 01:41	1
PCB-72	ND		200	14	pg/L		07/08/24 12:40	07/12/24 01:41	1
PCB-73	ND		200	5.3	pg/L		07/08/24 12:40	07/12/24 01:41	1
PCB-74	ND		800	20	pg/L		07/08/24 12:40	07/12/24 01:41	1
PCB-75	ND		600	12	pg/L		07/08/24 12:40	07/12/24 01:41	1
PCB-76	ND		800	20	pg/L		07/08/24 12:40	07/12/24 01:41	1
PCB-77	ND		20	16	pg/L		07/08/24 12:40	07/12/24 01:41	1
PCB-78	ND		200	15	pg/L		07/08/24 12:40	07/12/24 01:41	1
PCB-79	ND		200	8.1	pg/L		07/08/24 12:40	07/12/24 01:41	1
PCB-80	ND		200	8.1	pg/L		07/08/24 12:40	07/12/24 01:41	1
PCB-81	ND		20	17	pg/L		07/08/24 12:40	07/12/24 01:41	1
PCB-82	ND		200	13	pg/L		07/08/24 12:40	07/12/24 01:41	1
PCB-83	ND		400	9.4	pg/L		07/08/24 12:40	07/12/24 01:41	1
PCB-84	ND		200	9.8	pg/L		07/08/24 12:40	07/12/24 01:41	1
PCB-85	ND		600	16	pg/L		07/08/24 12:40	07/12/24 01:41	1

Eurofins Albuquerque

QC Sample Results

Client: Albuquerque Metropolitan Arroyo Flood Control Authority
 Project/Site: CMC

Job ID: 885-7077-1

Method: 1668A - Chlorinated Biphenyl Congeners (HRGC/HRMS) (Continued)

Lab Sample ID: MB 320-777390/1-A
 Matrix: Water
 Analysis Batch: 778376

Client Sample ID: Method Blank
 Prep Type: Total/NA
 Prep Batch: 777390

Analyte	MB	MB	RL	MDL	Unit	D	Prepared	Analyzed	Dil Fac
	Result	Qualifier							
PCB-86	ND		1200	29	pg/L		07/08/24 12:40	07/12/24 01:41	1
PCB-87	ND		1200	29	pg/L		07/08/24 12:40	07/12/24 01:41	1
PCB-88	ND		400	8.9	pg/L		07/08/24 12:40	07/12/24 01:41	1
PCB-89	ND		200	8.3	pg/L		07/08/24 12:40	07/12/24 01:41	1
PCB-90	ND		600	17	pg/L		07/08/24 12:40	07/12/24 01:41	1
PCB-91	ND		400	8.9	pg/L		07/08/24 12:40	07/12/24 01:41	1
PCB-92	ND		200	12	pg/L		07/08/24 12:40	07/12/24 01:41	1
PCB-93	ND		400	10	pg/L		07/08/24 12:40	07/12/24 01:41	1
PCB-94	ND		200	10	pg/L		07/08/24 12:40	07/12/24 01:41	1
PCB-95	ND		200	31	pg/L		07/08/24 12:40	07/12/24 01:41	1
PCB-96	ND		200	15	pg/L		07/08/24 12:40	07/12/24 01:41	1
PCB-97	ND		1200	29	pg/L		07/08/24 12:40	07/12/24 01:41	1
PCB-98	ND		400	14	pg/L		07/08/24 12:40	07/12/24 01:41	1
PCB-99	ND		400	8.0	pg/L		07/08/24 12:40	07/12/24 01:41	1
PCB-100	ND		400	10	pg/L		07/08/24 12:40	07/12/24 01:41	1
PCB-101	ND		600	17	pg/L		07/08/24 12:40	07/12/24 01:41	1
PCB-102	ND		400	14	pg/L		07/08/24 12:40	07/12/24 01:41	1
PCB-103	ND		200	8.7	pg/L		07/08/24 12:40	07/12/24 01:41	1
PCB-104	ND		20	13	pg/L		07/08/24 12:40	07/12/24 01:41	1
PCB-105	ND		20	9.2	pg/L		07/08/24 12:40	07/12/24 01:41	1
PCB-106	ND		200	8.3	pg/L		07/08/24 12:40	07/12/24 01:41	1
PCB-107	ND		200	14	pg/L		07/08/24 12:40	07/12/24 01:41	1
PCB-108	ND		400	29	pg/L		07/08/24 12:40	07/12/24 01:41	1
PCB-109	ND		1200	5.0	pg/L		07/08/24 12:40	07/12/24 01:41	1
PCB-110	ND		400	14	pg/L		07/08/24 12:40	07/12/24 01:41	1
PCB-111	ND		200	8.7	pg/L		07/08/24 12:40	07/12/24 01:41	1
PCB-112	ND		200	6.3	pg/L		07/08/24 12:40	07/12/24 01:41	1
PCB-113	ND		600	17	pg/L		07/08/24 12:40	07/12/24 01:41	1
PCB-114	ND		20	7.7	pg/L		07/08/24 12:40	07/12/24 01:41	1
PCB-115	ND		400	14	pg/L		07/08/24 12:40	07/12/24 01:41	1
PCB-116	ND		600	16	pg/L		07/08/24 12:40	07/12/24 01:41	1
PCB-117	ND		600	16	pg/L		07/08/24 12:40	07/12/24 01:41	1
PCB-118	ND		20	8.9	pg/L		07/08/24 12:40	07/12/24 01:41	1
PCB-119	ND		1200	29	pg/L		07/08/24 12:40	07/12/24 01:41	1
PCB-120	ND		200	5.6	pg/L		07/08/24 12:40	07/12/24 01:41	1
PCB-121	ND		200	11	pg/L		07/08/24 12:40	07/12/24 01:41	1
PCB-122	ND		200	8.1	pg/L		07/08/24 12:40	07/12/24 01:41	1
PCB-123	ND		20	9.8	pg/L		07/08/24 12:40	07/12/24 01:41	1
PCB-124	ND		400	14	pg/L		07/08/24 12:40	07/12/24 01:41	1
PCB-125	ND		1200	29	pg/L		07/08/24 12:40	07/12/24 01:41	1
PCB-126	ND		20	14	pg/L		07/08/24 12:40	07/12/24 01:41	1
PCB-127	ND		200	15	pg/L		07/08/24 12:40	07/12/24 01:41	1
PCB-128	ND		400	9.9	pg/L		07/08/24 12:40	07/12/24 01:41	1
PCB-129	ND		800	16	pg/L		07/08/24 12:40	07/12/24 01:41	1
PCB-130	ND		200	11	pg/L		07/08/24 12:40	07/12/24 01:41	1
PCB-131	ND		200	13	pg/L		07/08/24 12:40	07/12/24 01:41	1
PCB-132	ND		200	13	pg/L		07/08/24 12:40	07/12/24 01:41	1
PCB-133	ND		200	10	pg/L		07/08/24 12:40	07/12/24 01:41	1
PCB-134	ND		400	15	pg/L		07/08/24 12:40	07/12/24 01:41	1

Eurofins Albuquerque

QC Sample Results

Client: Albuquerque Metropolitan Arroyo Flood Control Authority
 Project/Site: CMC

Job ID: 885-7077-1

Method: 1668A - Chlorinated Biphenyl Congeners (HRGC/HRMS) (Continued)

Lab Sample ID: MB 320-777390/1-A

Client Sample ID: Method Blank

Matrix: Water

Prep Type: Total/NA

Analysis Batch: 778376

Prep Batch: 777390

Analyte	MB	MB	RL	MDL	Unit	D	Prepared	Analyzed	Dil Fac
	Result	Qualifier							
PCB-135	ND		400	9.8	pg/L		07/08/24 12:40	07/12/24 01:41	1
PCB-136	ND		200	6.1	pg/L		07/08/24 12:40	07/12/24 01:41	1
PCB-137	ND		200	12	pg/L		07/08/24 12:40	07/12/24 01:41	1
PCB-138	ND		800	16	pg/L		07/08/24 12:40	07/12/24 01:41	1
PCB-139	ND		400	9.3	pg/L		07/08/24 12:40	07/12/24 01:41	1
PCB-140	ND		400	9.3	pg/L		07/08/24 12:40	07/12/24 01:41	1
PCB-141	ND		200	7.3	pg/L		07/08/24 12:40	07/12/24 01:41	1
PCB-142	ND		200	12	pg/L		07/08/24 12:40	07/12/24 01:41	1
PCB-143	ND		400	15	pg/L		07/08/24 12:40	07/12/24 01:41	1
PCB-144	ND		200	6.2	pg/L		07/08/24 12:40	07/12/24 01:41	1
PCB-145	ND		200	14	pg/L		07/08/24 12:40	07/12/24 01:41	1
PCB-146	ND		200	7.2	pg/L		07/08/24 12:40	07/12/24 01:41	1
PCB-147	ND		400	9.3	pg/L		07/08/24 12:40	07/12/24 01:41	1
PCB-148	ND		200	6.6	pg/L		07/08/24 12:40	07/12/24 01:41	1
PCB-149	ND		400	9.3	pg/L		07/08/24 12:40	07/12/24 01:41	1
PCB-150	ND		200	11	pg/L		07/08/24 12:40	07/12/24 01:41	1
PCB-151	ND		400	9.8	pg/L		07/08/24 12:40	07/12/24 01:41	1
PCB-152	ND		200	5.5	pg/L		07/08/24 12:40	07/12/24 01:41	1
PCB-153	ND		400	9.3	pg/L		07/08/24 12:40	07/12/24 01:41	1
PCB-154	ND		200	5.8	pg/L		07/08/24 12:40	07/12/24 01:41	1
PCB-155	ND		20	13	pg/L		07/08/24 12:40	07/12/24 01:41	1
PCB-156	ND		40	13	pg/L		07/08/24 12:40	07/12/24 01:41	1
PCB-157	ND		40	13	pg/L		07/08/24 12:40	07/12/24 01:41	1
PCB-158	ND		200	11	pg/L		07/08/24 12:40	07/12/24 01:41	1
PCB-159	ND		200	15	pg/L		07/08/24 12:40	07/12/24 01:41	1
PCB-160	ND		800	7.3	pg/L		07/08/24 12:40	07/12/24 01:41	1
PCB-161	ND		200	14	pg/L		07/08/24 12:40	07/12/24 01:41	1
PCB-162	ND		200	9.0	pg/L		07/08/24 12:40	07/12/24 01:41	1
PCB-163	ND		800	16	pg/L		07/08/24 12:40	07/12/24 01:41	1
PCB-164	ND		200	20	pg/L		07/08/24 12:40	07/12/24 01:41	1
PCB-165	ND		200	12	pg/L		07/08/24 12:40	07/12/24 01:41	1
PCB-166	ND		400	9.9	pg/L		07/08/24 12:40	07/12/24 01:41	1
PCB-167	ND		20	7.7	pg/L		07/08/24 12:40	07/12/24 01:41	1
PCB-168	ND		400	9.3	pg/L		07/08/24 12:40	07/12/24 01:41	1
PCB-169	ND		20	14	pg/L		07/08/24 12:40	07/12/24 01:41	1
PCB-170	ND		200	19	pg/L		07/08/24 12:40	07/12/24 01:41	1
PCB-171	ND		400	14	pg/L		07/08/24 12:40	07/12/24 01:41	1
PCB-172	ND		200	16	pg/L		07/08/24 12:40	07/12/24 01:41	1
PCB-173	ND		400	14	pg/L		07/08/24 12:40	07/12/24 01:41	1
PCB-174	ND		200	17	pg/L		07/08/24 12:40	07/12/24 01:41	1
PCB-175	ND		200	14	pg/L		07/08/24 12:40	07/12/24 01:41	1
PCB-176	ND		200	14	pg/L		07/08/24 12:40	07/12/24 01:41	1
PCB-177	ND		200	16	pg/L		07/08/24 12:40	07/12/24 01:41	1
PCB-178	ND		200	13	pg/L		07/08/24 12:40	07/12/24 01:41	1
PCB-179	ND		200	14	pg/L		07/08/24 12:40	07/12/24 01:41	1
PCB-180	ND		400	10	pg/L		07/08/24 12:40	07/12/24 01:41	1
PCB-181	ND		200	20	pg/L		07/08/24 12:40	07/12/24 01:41	1
PCB-182	ND		200	14	pg/L		07/08/24 12:40	07/12/24 01:41	1
PCB-183	ND		200	15	pg/L		07/08/24 12:40	07/12/24 01:41	1

Eurofins Albuquerque

QC Sample Results

Client: Albuquerque Metropolitan Arroyo Flood Control Authority
 Project/Site: CMC

Job ID: 885-7077-1

Method: 1668A - Chlorinated Biphenyl Congeners (HRGC/HRMS) (Continued)

Lab Sample ID: MB 320-777390/1-A

Client Sample ID: Method Blank

Matrix: Water

Prep Type: Total/NA

Analysis Batch: 778376

Prep Batch: 777390

Analyte	MB	MB	RL	MDL	Unit	D	Prepared	Analyzed	Dil Fac
	Result	Qualifier							
PCB-184	ND		200	14	pg/L		07/08/24 12:40	07/12/24 01:41	1
PCB-185	ND		200	12	pg/L		07/08/24 12:40	07/12/24 01:41	1
PCB-186	ND		200	15	pg/L		07/08/24 12:40	07/12/24 01:41	1
PCB-187	ND		200	19	pg/L		07/08/24 12:40	07/12/24 01:41	1
PCB-188	ND		20	10	pg/L		07/08/24 12:40	07/12/24 01:41	1
PCB-189	ND		20	16	pg/L		07/08/24 12:40	07/12/24 01:41	1
PCB-190	ND		200	15	pg/L		07/08/24 12:40	07/12/24 01:41	1
PCB-191	ND		200	20	pg/L		07/08/24 12:40	07/12/24 01:41	1
PCB-192	ND		200	17	pg/L		07/08/24 12:40	07/12/24 01:41	1
PCB-193	ND		400	10	pg/L		07/08/24 12:40	07/12/24 01:41	1
PCB-194	ND		200	8.8	pg/L		07/08/24 12:40	07/12/24 01:41	1
PCB-195	ND		200	18	pg/L		07/08/24 12:40	07/12/24 01:41	1
PCB-196	ND		200	15	pg/L		07/08/24 12:40	07/12/24 01:41	1
PCB-197	ND		200	13	pg/L		07/08/24 12:40	07/12/24 01:41	1
PCB-198	ND		400	7.8	pg/L		07/08/24 12:40	07/12/24 01:41	1
PCB-199	ND		400	7.8	pg/L		07/08/24 12:40	07/12/24 01:41	1
PCB-200	ND		200	14	pg/L		07/08/24 12:40	07/12/24 01:41	1
PCB-201	ND		200	13	pg/L		07/08/24 12:40	07/12/24 01:41	1
PCB-202	ND		20	11	pg/L		07/08/24 12:40	07/12/24 01:41	1
PCB-203	ND		200	14	pg/L		07/08/24 12:40	07/12/24 01:41	1
PCB-204	ND		200	13	pg/L		07/08/24 12:40	07/12/24 01:41	1
PCB-205	ND		20	15	pg/L		07/08/24 12:40	07/12/24 01:41	1
PCB-206	ND		20	8.3	pg/L		07/08/24 12:40	07/12/24 01:41	1
PCB-207	ND		200	5.4	pg/L		07/08/24 12:40	07/12/24 01:41	1
PCB-208	ND		20	12	pg/L		07/08/24 12:40	07/12/24 01:41	1
PCB-209	ND		20	11	pg/L		07/08/24 12:40	07/12/24 01:41	1

Isotope Dilution	MB	MB	Limits	Prepared	Analyzed	Dil Fac
	%Recovery	Qualifier				
PCB-1L	74		15 - 150	07/08/24 12:40	07/12/24 01:41	1
PCB-3L	75		15 - 150	07/08/24 12:40	07/12/24 01:41	1
PCB-4L	68		25 - 150	07/08/24 12:40	07/12/24 01:41	1
PCB-15L	80		25 - 150	07/08/24 12:40	07/12/24 01:41	1
PCB-19L	79		25 - 150	07/08/24 12:40	07/12/24 01:41	1
PCB-37L	77		25 - 150	07/08/24 12:40	07/12/24 01:41	1
PCB-54L	68		25 - 150	07/08/24 12:40	07/12/24 01:41	1
PCB-77L	88		25 - 150	07/08/24 12:40	07/12/24 01:41	1
PCB-81L	89		25 - 150	07/08/24 12:40	07/12/24 01:41	1
PCB-104L	64		25 - 150	07/08/24 12:40	07/12/24 01:41	1
PCB-105L	80		25 - 150	07/08/24 12:40	07/12/24 01:41	1
PCB-114L	77		25 - 150	07/08/24 12:40	07/12/24 01:41	1
PCB-118L	80		25 - 150	07/08/24 12:40	07/12/24 01:41	1
PCB-123L	80		25 - 150	07/08/24 12:40	07/12/24 01:41	1
PCB-126L	84		25 - 150	07/08/24 12:40	07/12/24 01:41	1
PCB-155L	73		25 - 150	07/08/24 12:40	07/12/24 01:41	1
PCB-156L	107		25 - 150	07/08/24 12:40	07/12/24 01:41	1
PCB-156L/157L	107		25 - 150	07/08/24 12:40	07/12/24 01:41	1
PCB-157L	107		25 - 150	07/08/24 12:40	07/12/24 01:41	1
PCB-167L	106		25 - 150	07/08/24 12:40	07/12/24 01:41	1
PCB-169L	110		25 - 150	07/08/24 12:40	07/12/24 01:41	1

Eurofins Albuquerque

QC Sample Results

Client: Albuquerque Metropolitan Arroyo Flood Control Authority
 Project/Site: CMC

Job ID: 885-7077-1

Method: 1668A - Chlorinated Biphenyl Congeners (HRGC/HRMS) (Continued)

Lab Sample ID: MB 320-777390/1-A
Matrix: Water
Analysis Batch: 778376

Client Sample ID: Method Blank
Prep Type: Total/NA
Prep Batch: 777390

Isotope Dilution	MB MB		Limits	Prepared	Analyzed	Dil Fac
	%Recovery	Qualifier				
PCB-188L	58		25 - 150	07/08/24 12:40	07/12/24 01:41	1
PCB-189L	70		25 - 150	07/08/24 12:40	07/12/24 01:41	1
PCB-202L	61		25 - 150	07/08/24 12:40	07/12/24 01:41	1
PCB-205L	75		25 - 150	07/08/24 12:40	07/12/24 01:41	1
PCB-206L	65		25 - 150	07/08/24 12:40	07/12/24 01:41	1
PCB-208L	60		25 - 150	07/08/24 12:40	07/12/24 01:41	1
PCB-209L	62		25 - 150	07/08/24 12:40	07/12/24 01:41	1
Surrogate	MB MB		Limits	Prepared	Analyzed	Dil Fac
	%Recovery	Qualifier				
PCB-28L	80		30 - 135	07/08/24 12:40	07/12/24 01:41	1
PCB-111L	85		30 - 135	07/08/24 12:40	07/12/24 01:41	1
PCB-178L	98		30 - 135	07/08/24 12:40	07/12/24 01:41	1

Lab Sample ID: LCS 320-777390/2-A
Matrix: Water
Analysis Batch: 778376

Client Sample ID: Lab Control Sample
Prep Type: Total/NA
Prep Batch: 777390

Analyte	Spike Added	LCS Result	LCS Qualifier	Unit	D	%Rec	%Rec Limits
PCB-3	2000	1860		pg/L		93	50 - 150
PCB-4	2000	1830		pg/L		91	50 - 150
PCB-15	2000	1710		pg/L		85	50 - 150
PCB-19	2000	1800		pg/L		90	50 - 150
PCB-37	2000	1970		pg/L		98	50 - 150
PCB-54	2000	1790		pg/L		90	50 - 150
PCB-77	2000	1900		pg/L		95	50 - 150
PCB-81	2000	1980		pg/L		99	50 - 150
PCB-104	2000	2340		pg/L		117	50 - 150
PCB-105	2000	1810		pg/L		90	50 - 150
PCB-114	2000	2250		pg/L		113	50 - 150
PCB-118	2000	2020		pg/L		101	50 - 150
PCB-123	2000	2200		pg/L		110	50 - 150
PCB-126	2000	2130		pg/L		106	50 - 150
PCB-155	2000	2520		pg/L		126	50 - 150
PCB-156	4000	3770		pg/L		94	50 - 150
PCB-157	4000	3770		pg/L		94	50 - 150
PCB-167	2000	1930		pg/L		96	50 - 150
PCB-169	2000	1860		pg/L		93	50 - 150
PCB-188	2000	1870		pg/L		94	50 - 150
PCB-189	2000	1910		pg/L		96	50 - 150
PCB-202	2000	1960		pg/L		98	50 - 150
PCB-205	2000	1990		pg/L		100	50 - 150
PCB-206	2000	1830		pg/L		92	50 - 150
PCB-208	2000	2010		pg/L		100	50 - 150
PCB-209	2000	1780		pg/L		89	50 - 150

Isotope Dilution	LCS LCS		Limits
	%Recovery	Qualifier	
PCB-1L	74		15 - 140

QC Sample Results

Client: Albuquerque Metropolitan Arroyo Flood Control Authority
 Project/Site: CMC

Job ID: 885-7077-1

Method: 1668A - Chlorinated Biphenyl Congeners (HRGC/HRMS) (Continued)

Lab Sample ID: LCS 320-777390/2-A

Matrix: Water

Analysis Batch: 778376

Client Sample ID: Lab Control Sample

Prep Type: Total/NA

Prep Batch: 777390

Isotope Dilution	LCS LCS		Limits
	%Recovery	Qualifier	
PCB-3L	75		15 - 140
PCB-4L	70		30 - 140
PCB-15L	81		30 - 140
PCB-19L	79		30 - 140
PCB-37L	79		30 - 140
PCB-54L	69		30 - 140
PCB-77L	89		30 - 140
PCB-81L	88		30 - 140
PCB-104L	68		30 - 140
PCB-105L	84		30 - 140
PCB-114L	83		30 - 140
PCB-118L	82		30 - 140
PCB-123L	83		30 - 140
PCB-126L	87		30 - 140
PCB-155L	81		30 - 140
PCB-156L	110		30 - 140
PCB-156L/157L	110		30 - 140
PCB-157L	110		30 - 140
PCB-167L	112		30 - 140
PCB-169L	114		30 - 140
PCB-188L	60		30 - 140
PCB-189L	75		30 - 140
PCB-202L	65		30 - 140
PCB-205L	77		30 - 140
PCB-206L	67		30 - 140
PCB-208L	65		30 - 140
PCB-209L	68		30 - 140

Surrogate	LCS LCS		Limits
	%Recovery	Qualifier	
PCB-28L	80		40 - 125
PCB-111L	82		40 - 125
PCB-178L	91		40 - 125

Lab Sample ID: LCSD 320-777390/3-A

Matrix: Water

Analysis Batch: 778376

Client Sample ID: Lab Control Sample Dup

Prep Type: Total/NA

Prep Batch: 777390

Analyte	Spike Added	LCSD Result	LCSD Qualifier	Unit	D	%Rec	%Rec		RPD	
							Limits	RPD	RPD	Limit
PCB-1	2000	1890		pg/L		94	50 - 150	1	50	
PCB-3	2000	1830		pg/L		91	50 - 150	2	50	
PCB-4	2000	1900		pg/L		95	50 - 150	4	50	
PCB-15	2000	1680		pg/L		84	50 - 150	1	50	
PCB-19	2000	1800		pg/L		90	50 - 150	0	50	
PCB-37	2000	1950		pg/L		98	50 - 150	1	50	
PCB-54	2000	1880		pg/L		94	50 - 150	4	50	
PCB-77	2000	1880		pg/L		94	50 - 150	1	50	
PCB-81	2000	2070		pg/L		103	50 - 150	4	50	
PCB-104	2000	2370		pg/L		118	50 - 150	1	50	

Eurofins Albuquerque

QC Sample Results

Client: Albuquerque Metropolitan Arroyo Flood Control Authority
 Project/Site: CMC

Job ID: 885-7077-1

Method: 1668A - Chlorinated Biphenyl Congeners (HRGC/HRMS) (Continued)

Lab Sample ID: LCSD 320-777390/3-A

Matrix: Water

Analysis Batch: 778376

Client Sample ID: Lab Control Sample Dup

Prep Type: Total/NA

Prep Batch: 777390

Analyte	Spike Added	LCSD Result	LCSD Qualifier	Unit	D	%Rec	%Rec		RPD	Limit
							Limits	RPD		
PCB-105	2000	1860		pg/L		93	50 - 150	3	50	
PCB-114	2000	2140		pg/L		107	50 - 150	5	50	
PCB-118	2000	1920		pg/L		96	50 - 150	5	50	
PCB-123	2000	2170		pg/L		108	50 - 150	1	50	
PCB-126	2000	2080		pg/L		104	50 - 150	2	50	
PCB-155	2000	2640		pg/L		132	50 - 150	5	50	
PCB-156	4000	3740		pg/L		94	50 - 150	1	50	
PCB-157	4000	3740		pg/L		94	50 - 150	1	50	
PCB-167	2000	1900		pg/L		95	50 - 150	2	50	
PCB-169	2000	1950		pg/L		97	50 - 150	5	50	
PCB-188	2000	1910		pg/L		95	50 - 150	2	50	
PCB-189	2000	1910		pg/L		96	50 - 150	0	50	
PCB-202	2000	1970		pg/L		98	50 - 150	0	50	
PCB-205	2000	2080		pg/L		104	50 - 150	4	50	
PCB-206	2000	1730		pg/L		87	50 - 150	5	50	
PCB-208	2000	2020		pg/L		101	50 - 150	1	50	
PCB-209	2000	1800		pg/L		90	50 - 150	1	50	

Isotope Dilution	LCSD		Limits
	%Recovery	Qualifier	
PCB-1L	74		15 - 140
PCB-3L	77		15 - 140
PCB-4L	69		30 - 140
PCB-15L	83		30 - 140
PCB-19L	81		30 - 140
PCB-37L	80		30 - 140
PCB-54L	69		30 - 140
PCB-77L	92		30 - 140
PCB-81L	91		30 - 140
PCB-104L	67		30 - 140
PCB-105L	86		30 - 140
PCB-114L	86		30 - 140
PCB-118L	88		30 - 140
PCB-123L	85		30 - 140
PCB-126L	89		30 - 140
PCB-155L	70		30 - 140
PCB-156L	104		30 - 140
PCB-156L/157L	104		30 - 140
PCB-157L	104		30 - 140
PCB-167L	104		30 - 140
PCB-169L	104		30 - 140
PCB-188L	61		30 - 140
PCB-189L	76		30 - 140
PCB-202L	66		30 - 140
PCB-205L	77		30 - 140
PCB-206L	70		30 - 140
PCB-208L	63		30 - 140
PCB-209L	68		30 - 140

QC Sample Results

Client: Albuquerque Metropolitan Arroyo Flood Control Authority
 Project/Site: CMC

Job ID: 885-7077-1

Method: 1668A - Chlorinated Biphenyl Congeners (HRGC/HRMS) (Continued)

Lab Sample ID: LCSD 320-777390/3-A
 Matrix: Water
 Analysis Batch: 778376

Client Sample ID: Lab Control Sample Dup
 Prep Type: Total/NA
 Prep Batch: 777390

Surrogate	LCSD %Recovery	LCSD Qualifier	Limits
PCB-28L	79		40 - 125
PCB-111L	83		40 - 125
PCB-178L	91		40 - 125

Method: 200.7 Rev 4.4 - Metals (ICP)

Lab Sample ID: MRL 885-8057/14
 Matrix: Water
 Analysis Batch: 8057

Client Sample ID: Lab Control Sample
 Prep Type: Total/NA

Analyte	Spike Added	MRL Result	MRL Qualifier	Unit	D	%Rec	%Rec Limits
Calcium	0.500	0.515	J	mg/L		103	50 - 150
Magnesium	0.500	0.520	J	mg/L		104	50 - 150

Lab Sample ID: MRL 885-8191/13
 Matrix: Water
 Analysis Batch: 8191

Client Sample ID: Lab Control Sample
 Prep Type: Total/NA

Analyte	Spike Added	MRL Result	MRL Qualifier	Unit	D	%Rec	%Rec Limits
Calcium	0.500	0.548	J	mg/L		110	50 - 150
Magnesium	0.500	0.560	J	mg/L		112	50 - 150

Lab Sample ID: MB 885-7782/1-A
 Matrix: Water
 Analysis Batch: 8057

Client Sample ID: Method Blank
 Prep Type: Total Recoverable
 Prep Batch: 7782

Analyte	MB Result	MB Qualifier	RL	MDL	Unit	D	Prepared	Analyzed	Dil Fac
Calcium	ND		1.0	0.053	mg/L		07/02/24 13:43	07/08/24 09:51	1
Magnesium	ND		1.0	0.033	mg/L		07/02/24 13:43	07/08/24 09:51	1

Lab Sample ID: LCS 885-7782/6-A
 Matrix: Water
 Analysis Batch: 8057

Client Sample ID: Lab Control Sample
 Prep Type: Total Recoverable
 Prep Batch: 7782

Analyte	Spike Added	LCS Result	LCS Qualifier	Unit	D	%Rec	%Rec Limits
Calcium	50.0	52.5		mg/L		105	85 - 115
Magnesium	50.0	51.7		mg/L		103	85 - 115

Lab Sample ID: LLCS 885-7782/5-A
 Matrix: Water
 Analysis Batch: 8057

Client Sample ID: Lab Control Sample
 Prep Type: Total Recoverable
 Prep Batch: 7782

Analyte	Spike Added	LLCS Result	LLCS Qualifier	Unit	D	%Rec	%Rec Limits
Calcium	0.500	0.524	J	mg/L		105	50 - 150
Magnesium	0.500	0.511	J	mg/L		102	50 - 150

QC Sample Results

Client: Albuquerque Metropolitan Arroyo Flood Control Authority
 Project/Site: CMC

Job ID: 885-7077-1

Method: 200.8 - Metals (ICP/MS)

Lab Sample ID: MB 160-670850/1-A
Matrix: Water
Analysis Batch: 671639

Client Sample ID: Method Blank
Prep Type: Total/NA
Prep Batch: 670850

Analyte	MB Result	MB Qualifier	RL	MDL	Unit	D	Prepared	Analyzed	Dil Fac
Uranium	ND		1.0	0.15	ug/L		07/16/24 15:34	07/19/24 14:22	2

Lab Sample ID: LCS 160-670850/2-A
Matrix: Water
Analysis Batch: 671639

Client Sample ID: Lab Control Sample
Prep Type: Total/NA
Prep Batch: 670850

Analyte	Spike Added	LCS Result	LCS Qualifier	Unit	D	%Rec	%Rec Limits
Uranium	1000	963		ug/L		96	85 - 115

Lab Sample ID: 885-7077-1 MS
Matrix: Water
Analysis Batch: 671639

Client Sample ID: RG-North20240626
Prep Type: Total/NA
Prep Batch: 670850

Analyte	Sample Result	Sample Qualifier	Spike Added	MS Result	MS Qualifier	Unit	D	%Rec	%Rec Limits
Uranium	1.5		1000	993		ug/L		99	70 - 130

Lab Sample ID: 885-7077-1 MSD
Matrix: Water
Analysis Batch: 671639

Client Sample ID: RG-North20240626
Prep Type: Total/NA
Prep Batch: 670850

Analyte	Sample Result	Sample Qualifier	Spike Added	MSD Result	MSD Qualifier	Unit	D	%Rec	%Rec Limits	RPD	RPD Limit
Uranium	1.5		1000	994		ug/L		99	70 - 130	0	20

Lab Sample ID: 885-7077-2 MS
Matrix: Water
Analysis Batch: 671639

Client Sample ID: RG-South20240627
Prep Type: Total/NA
Prep Batch: 670850

Analyte	Sample Result	Sample Qualifier	Spike Added	MS Result	MS Qualifier	Unit	D	%Rec	%Rec Limits
Uranium	1.6		1000	1020		ug/L		101	70 - 130

Lab Sample ID: 885-7077-2 MSD
Matrix: Water
Analysis Batch: 671639

Client Sample ID: RG-South20240627
Prep Type: Total/NA
Prep Batch: 670850

Analyte	Sample Result	Sample Qualifier	Spike Added	MSD Result	MSD Qualifier	Unit	D	%Rec	%Rec Limits	RPD	RPD Limit
Uranium	1.6		1000	1010		ug/L		100	70 - 130	1	20

Lab Sample ID: MB 885-8085/19
Matrix: Water
Analysis Batch: 8085

Client Sample ID: Method Blank
Prep Type: Total/NA

Analyte	MB Result	MB Qualifier	RL	MDL	Unit	D	Prepared	Analyzed	Dil Fac
Copper	ND		0.00050	0.00012	mg/L			07/09/24 09:56	1
Lead	ND		0.00050	0.000083	mg/L			07/09/24 09:56	1

QC Sample Results

Client: Albuquerque Metropolitan Arroyo Flood Control Authority
 Project/Site: CMC

Job ID: 885-7077-1

Method: 200.8 - Metals (ICP/MS) (Continued)

Lab Sample ID: LCS 885-8085/20
 Matrix: Water
 Analysis Batch: 8085

Client Sample ID: Lab Control Sample
 Prep Type: Total/NA

Analyte	Spike Added	LCS Result	LCS Qualifier	Unit	D	%Rec	%Rec Limits
Copper	0.0250	0.0242		mg/L		97	85 - 115
Lead	0.0125	0.0125		mg/L		100	85 - 115

Lab Sample ID: MRL 885-8085/17
 Matrix: Water
 Analysis Batch: 8085

Client Sample ID: Lab Control Sample
 Prep Type: Total/NA

Analyte	Spike Added	MRL Result	MRL Qualifier	Unit	D	%Rec	%Rec Limits
Lead	0.000500	0.000507		mg/L		101	50 - 150

Lab Sample ID: MRL 885-8085/18
 Matrix: Water
 Analysis Batch: 8085

Client Sample ID: Lab Control Sample
 Prep Type: Total/NA

Analyte	Spike Added	MRL Result	MRL Qualifier	Unit	D	%Rec	%Rec Limits
Copper	0.000500	0.000476	J	mg/L		95	50 - 150

Method: 1664B - HEM and SGT-HEM

Lab Sample ID: MB 885-7985/1
 Matrix: Water
 Analysis Batch: 7985

Client Sample ID: Method Blank
 Prep Type: Total/NA

Analyte	MB Result	MB Qualifier	RL	MDL	Unit	D	Prepared	Analyzed	Dil Fac
HEM (Oil & Grease)	ND		5.0	4.5	mg/L			07/08/24 09:19	1

Lab Sample ID: LCS 885-7985/2
 Matrix: Water
 Analysis Batch: 7985

Client Sample ID: Lab Control Sample
 Prep Type: Total/NA

Analyte	Spike Added	LCS Result	LCS Qualifier	Unit	D	%Rec	%Rec Limits
HEM (Oil & Grease)	40.0	33.2		mg/L		83	78 - 114

Lab Sample ID: LCSD 885-7985/3
 Matrix: Water
 Analysis Batch: 7985

Client Sample ID: Lab Control Sample Dup
 Prep Type: Total/NA

Analyte	Spike Added	LCSD Result	LCSD Qualifier	Unit	D	%Rec	%Rec Limits	RPD	RPD Limit
HEM (Oil & Grease)	40.0	36.2		mg/L		91	78 - 114	9	20

Method: 2540C - Solids, Total Dissolved (TDS)

Lab Sample ID: MB 885-7815/1
 Matrix: Water
 Analysis Batch: 7815

Client Sample ID: Method Blank
 Prep Type: Total/NA

Analyte	MB Result	MB Qualifier	RL	MDL	Unit	D	Prepared	Analyzed	Dil Fac
Total Dissolved Solids	ND		50	25	mg/L			07/02/24 14:21	1

Eurofins Albuquerque

QC Sample Results

Client: Albuquerque Metropolitan Arroyo Flood Control Authority
 Project/Site: CMC

Job ID: 885-7077-1

Method: 2540C - Solids, Total Dissolved (TDS) (Continued)

Lab Sample ID: LCS 885-7815/2
 Matrix: Water
 Analysis Batch: 7815

Client Sample ID: Lab Control Sample
 Prep Type: Total/NA

Analyte	Spike Added	LCS Result	LCS Qualifier	Unit	D	%Rec	%Rec Limits
Total Dissolved Solids	1000	1020		mg/L		102	80 - 120

Lab Sample ID: MB 885-7881/1
 Matrix: Water
 Analysis Batch: 7881

Client Sample ID: Method Blank
 Prep Type: Total/NA

Analyte	MB Result	MB Qualifier	RL	MDL	Unit	D	Prepared	Analyzed	Dil Fac
Total Dissolved Solids	ND		50	25	mg/L			07/03/24 12:52	1

Lab Sample ID: LCS 885-7881/2
 Matrix: Water
 Analysis Batch: 7881

Client Sample ID: Lab Control Sample
 Prep Type: Total/NA

Analyte	Spike Added	LCS Result	LCS Qualifier	Unit	D	%Rec	%Rec Limits
Total Dissolved Solids	1000	999		mg/L		100	80 - 120

Method: 351.2 - Nitrogen, Total Kjeldahl

Lab Sample ID: MB 885-8010/3-A
 Matrix: Water
 Analysis Batch: 8585

Client Sample ID: Method Blank
 Prep Type: Total/NA
 Prep Batch: 8010

Analyte	MB Result	MB Qualifier	RL	MDL	Unit	D	Prepared	Analyzed	Dil Fac
Nitrogen, Total Kjeldahl	ND		0.50	0.50	mg/L		07/08/24 11:40	07/09/24 12:26	1

Lab Sample ID: LCS 885-8010/5-A
 Matrix: Water
 Analysis Batch: 8585

Client Sample ID: Lab Control Sample
 Prep Type: Total/NA
 Prep Batch: 8010

Analyte	Spike Added	LCS Result	LCS Qualifier	Unit	D	%Rec	%Rec Limits
Nitrogen, Total Kjeldahl	10.0	10.4		mg/L		104	90 - 110

Lab Sample ID: LLCS 885-8010/4-A
 Matrix: Water
 Analysis Batch: 8585

Client Sample ID: Lab Control Sample
 Prep Type: Total/NA
 Prep Batch: 8010

Analyte	Spike Added	LLCS Result	LLCS Qualifier	Unit	D	%Rec	%Rec Limits
Nitrogen, Total Kjeldahl	0.500	0.623		mg/L		125	50 - 150

Method: 365.1 - Phosphorus, Total

Lab Sample ID: MB 885-8218/1-A
 Matrix: Water
 Analysis Batch: 8500

Client Sample ID: Method Blank
 Prep Type: Total/NA
 Prep Batch: 8218

Analyte	MB Result	MB Qualifier	RL	MDL	Unit	D	Prepared	Analyzed	Dil Fac
Total Phosphorus as P	ND		0.050	0.050	mg/L		07/11/24 08:30	07/16/24 09:23	1

Eurofins Albuquerque

QC Sample Results

Client: Albuquerque Metropolitan Arroyo Flood Control Authority
 Project/Site: CMC

Job ID: 885-7077-1

Method: 365.1 - Phosphorus, Total (Continued)

Lab Sample ID: LCS 885-8218/2-A
 Matrix: Water
 Analysis Batch: 8500

Client Sample ID: Lab Control Sample
 Prep Type: Total/NA
 Prep Batch: 8218

Analyte	Spike Added	LCS Result	LCS Qualifier	Unit	D	%Rec	%Rec Limits
Total Phosphorus as P	0.250	0.239		mg/L		95	90 - 110

Lab Sample ID: MRL 885-8218/7-A
 Matrix: Water
 Analysis Batch: 8500

Client Sample ID: Lab Control Sample
 Prep Type: Total/NA
 Prep Batch: 8218

Analyte	Spike Added	MRL Result	MRL Qualifier	Unit	D	%Rec	%Rec Limits
Total Phosphorus as P	0.0500	0.0529		mg/L		106	50 - 150

Method: 5220D - COD

Lab Sample ID: MB 885-8084/4
 Matrix: Water
 Analysis Batch: 8084

Client Sample ID: Method Blank
 Prep Type: Total/NA

Analyte	MB Result	MB Qualifier	RL	MDL	Unit	D	Prepared	Analyzed	Dil Fac
Chemical Oxygen Demand	ND		50	50	mg/L			07/09/24 14:14	1

Lab Sample ID: LCS 885-8084/5
 Matrix: Water
 Analysis Batch: 8084

Client Sample ID: Lab Control Sample
 Prep Type: Total/NA

Analyte	Spike Added	LCS Result	LCS Qualifier	Unit	D	%Rec	%Rec Limits
Chemical Oxygen Demand	500	511		mg/L		102	90 - 110

Lab Sample ID: MRL 885-8084/6
 Matrix: Water
 Analysis Batch: 8084

Client Sample ID: Lab Control Sample
 Prep Type: Total/NA

Analyte	Spike Added	MRL Result	MRL Qualifier	Unit	D	%Rec	%Rec Limits
Chemical Oxygen Demand	50.0	62.6		mg/L		125	50 - 150

Lab Sample ID: MB 885-9076/4
 Matrix: Water
 Analysis Batch: 9076

Client Sample ID: Method Blank
 Prep Type: Total/NA

Analyte	MB Result	MB Qualifier	RL	MDL	Unit	D	Prepared	Analyzed	Dil Fac
Chemical Oxygen Demand	ND		50	50	mg/L			07/23/24 14:19	1

Lab Sample ID: LCS 885-9076/5
 Matrix: Water
 Analysis Batch: 9076

Client Sample ID: Lab Control Sample
 Prep Type: Total/NA

Analyte	Spike Added	LCS Result	LCS Qualifier	Unit	D	%Rec	%Rec Limits
Chemical Oxygen Demand	500	520		mg/L		104	90 - 110

QC Sample Results

Client: Albuquerque Metropolitan Arroyo Flood Control Authority
 Project/Site: CMC

Job ID: 885-7077-1

Method: 5220D - COD (Continued)

Lab Sample ID: MRL 885-9076/6
 Matrix: Water
 Analysis Batch: 9076

Client Sample ID: Lab Control Sample
 Prep Type: Total/NA

Analyte	Spike Added	MRL Result	MRL Qualifier	Unit	D	%Rec	%Rec Limits
Chemical Oxygen Demand	50.0	60.5		mg/L		121	50 - 150

Method: SM 2540D - Solids, Total Suspended (TSS)

Lab Sample ID: MB 885-7827/1
 Matrix: Water
 Analysis Batch: 7827

Client Sample ID: Method Blank
 Prep Type: Total/NA

Analyte	MB Result	MB Qualifier	RL	MDL	Unit	D	Prepared	Analyzed	Dil Fac
Total Suspended Solids	ND		4.0	4.0	mg/L			07/02/24 16:35	1

Lab Sample ID: LCSSRM 885-7827/2
 Matrix: Water
 Analysis Batch: 7827

Client Sample ID: Lab Control Sample
 Prep Type: Total/NA

Analyte	Spike Added	LCSSRM Result	LCSSRM Qualifier	Unit	D	%Rec	%Rec Limits
Total Suspended Solids	100	104		mg/L		104.0	77.1 - 110.0

Method: SM 4500 H+ B - pH

Lab Sample ID: 885-7077-2 DU
 Matrix: Water
 Analysis Batch: 8154

Client Sample ID: RG-South20240627
 Prep Type: Total/NA

Analyte	Sample Result	Sample Qualifier	DU Result	DU Qualifier	Unit	D	RPD	RPD Limit
pH	8.2	HF	8.2		SU		0	20

Method: SM5210B - BOD, 5 Day

Lab Sample ID: USB 885-7579/1
 Matrix: Water
 Analysis Batch: 7579

Client Sample ID: Method Blank
 Prep Type: Total/NA

Analyte	USB Result	USB Qualifier	RL	MDL	Unit	D	Prepared	Analyzed	Dil Fac
Biochemical Oxygen Demand	ND	*-	2.0	2.0	mg/L			06/28/24 11:05	1

Lab Sample ID: LCS 885-7579/2
 Matrix: Water
 Analysis Batch: 7579

Client Sample ID: Lab Control Sample
 Prep Type: Total/NA

Analyte	Spike Added	LCS Result	LCS Qualifier	Unit	D	%Rec	%Rec Limits
Biochemical Oxygen Demand	198	136	*-	mg/L		69	85 - 115

QC Sample Results

Client: Albuquerque Metropolitan Arroyo Flood Control Authority
 Project/Site: CMC

Job ID: 885-7077-1

Method: 900.0 - Gross Alpha and Gross Beta Radioactivity

Lab Sample ID: MB 160-669229/1-A
Matrix: Water
Analysis Batch: 671234

Client Sample ID: Method Blank
Prep Type: Total/NA
Prep Batch: 669229

Analyte	MB	MB	Count	Total	RL	MDC	Unit	Prepared	Analyzed	Dil Fac
	Result	Qualifier	Uncert.	Uncert.						
Gross Alpha	0.05317	U	0.636	0.636	3.00	1.19	pCi/L	07/03/24 08:58	07/18/24 17:23	1
Gross Beta	0.3346	U	0.541	0.542	4.00	0.910	pCi/L	07/03/24 08:58	07/18/24 17:23	1

Lab Sample ID: LCS 160-669229/2-A
Matrix: Water
Analysis Batch: 671234

Client Sample ID: Lab Control Sample
Prep Type: Total/NA
Prep Batch: 669229

Analyte	Spike Added	LCS Result	LCS Qual	Total	RL	MDC	Unit	%Rec	%Rec
				Uncert. (2σ+/-)					Limits
Gross Alpha	49.5	51.70		7.58	3.00	1.87	pCi/L	104	75 - 125

Lab Sample ID: LCSB 160-669229/3-A
Matrix: Water
Analysis Batch: 671234

Client Sample ID: Lab Control Sample
Prep Type: Total/NA
Prep Batch: 669229

Analyte	Spike Added	LCSB Result	LCSB Qual	Total	RL	MDC	Unit	%Rec	%Rec
				Uncert. (2σ+/-)					Limits
Gross Beta	71.2	68.60		7.38	4.00	0.769	pCi/L	96	75 - 125

Lab Sample ID: 885-7077-2 MS
Matrix: Water
Analysis Batch: 671234

Client Sample ID: RG-South20240627
Prep Type: Total/NA
Prep Batch: 669229

Analyte	Sample	Sample	Spike Added	MS	MS	Total	RL	MDC	Unit	%Rec	%Rec
	Result	Qual		Result	Qual	Uncert. (2σ+/-)					Limits
Gross Alpha	4.84	G	109	112.0		16.8	3.00	5.42	pCi/L	98	60 - 140

Lab Sample ID: 885-7077-2 MSBT
Matrix: Water
Analysis Batch: 671234

Client Sample ID: RG-South20240627
Prep Type: Total/NA
Prep Batch: 669229

Analyte	Sample	Sample	Spike Added	MSBT	MSBT	Total	RL	MDC	Unit	%Rec	%Rec
	Result	Qual		Result	Qual	Uncert. (2σ+/-)					Limits
Gross Beta	7.45		156	165.5		17.7	4.00	2.22	pCi/L	101	60 - 140

Lab Sample ID: 885-7077-2 DU
Matrix: Water
Analysis Batch: 671234

Client Sample ID: RG-South20240627
Prep Type: Total/NA
Prep Batch: 669229

Analyte	Sample	Sample	DU	DU	Total	RL	MDC	Unit	RER	RER	Limit
	Result	Qual		Result	Qual					Uncert. (2σ+/-)	Limit
Gross Alpha	4.84	G	3.147	U G	3.06	3.00	4.81	pCi/L	0.27	1	
Gross Beta	7.45		8.810		2.12	4.00	2.25	pCi/L	0.34	1	

QC Sample Results

Client: Albuquerque Metropolitan Arroyo Flood Control Authority
Project/Site: CMC

Job ID: 885-7077-1

Method: 9223B - Coliforms, Total, and E.Coli (Colilert - Quanti Tray)

Lab Sample ID: MB 885-7536/1

Matrix: Water

Analysis Batch: 7536

Client Sample ID: Method Blank

Prep Type: Total/NA

Analyte	MB Result	MB Qualifier	RL	MDL	Unit	D	Prepared	Analyzed	Dil Fac
Escherichia coli	ND		1.0	1.0	MPN/100mL			06/27/24 17:12	1

- 1
- 2
- 3
- 4
- 5
- 6
- 7
- 8
- 9
- 10
- 11
- 12
- 13
- 14

QC Association Summary

Client: Albuquerque Metropolitan Arroyo Flood Control Authority
 Project/Site: CMC

Job ID: 885-7077-1

GC/MS VOA

Analysis Batch: 169234

Lab Sample ID	Client Sample ID	Prep Type	Matrix	Method	Prep Batch
885-7077-1	RG-North20240626	Total/NA	Water	624.1	
885-7077-2	RG-South20240627	Total/NA	Water	624.1	
MB 860-169234/9	Method Blank	Total/NA	Water	624.1	
LCS 860-169234/3	Lab Control Sample	Total/NA	Water	624.1	
LCSD 860-169234/4	Lab Control Sample Dup	Total/NA	Water	624.1	

GC/MS Semi VOA

Prep Batch: 169191

Lab Sample ID	Client Sample ID	Prep Type	Matrix	Method	Prep Batch
885-7077-1	RG-North20240626	Total/NA	Water	3511	
885-7077-2	RG-South20240627	Total/NA	Water	3511	

Analysis Batch: 169359

Lab Sample ID	Client Sample ID	Prep Type	Matrix	Method	Prep Batch
885-7077-1	RG-North20240626	Total/NA	Water	625.1	169191

Analysis Batch: 169694

Lab Sample ID	Client Sample ID	Prep Type	Matrix	Method	Prep Batch
885-7077-2	RG-South20240627	Total/NA	Water	625.1	169191

GC Semi VOA

Prep Batch: 169312

Lab Sample ID	Client Sample ID	Prep Type	Matrix	Method	Prep Batch
885-7077-1	RG-North20240626	Total/NA	Water	3511	
885-7077-2	RG-South20240627	Total/NA	Water	3511	
MB 860-169312/1-A	Method Blank	Total/NA	Water	3511	
LCS 860-169312/2-A	Lab Control Sample	Total/NA	Water	3511	
LCSD 860-169312/3-A	Lab Control Sample Dup	Total/NA	Water	3511	

Analysis Batch: 169369

Lab Sample ID	Client Sample ID	Prep Type	Matrix	Method	Prep Batch
885-7077-1	RG-North20240626	Total/NA	Water	608.3	169312
885-7077-2	RG-South20240627	Total/NA	Water	608.3	169312
MB 860-169312/1-A	Method Blank	Total/NA	Water	608.3	169312
LCS 860-169312/2-A	Lab Control Sample	Total/NA	Water	608.3	169312
LCSD 860-169312/3-A	Lab Control Sample Dup	Total/NA	Water	608.3	169312

Prep Batch: 169461

Lab Sample ID	Client Sample ID	Prep Type	Matrix	Method	Prep Batch
885-7077-1	RG-North20240626	Total/NA	Water	3510C	
885-7077-2	RG-South20240627	Total/NA	Water	3510C	
MB 860-169461/1-A	Method Blank	Total/NA	Water	3510C	
LCS 860-169461/2-A	Lab Control Sample	Total/NA	Water	3510C	
LCSD 860-169461/3-A	Lab Control Sample Dup	Total/NA	Water	3510C	

Analysis Batch: 169649

Lab Sample ID	Client Sample ID	Prep Type	Matrix	Method	Prep Batch
885-7077-1	RG-North20240626	Total/NA	Water	8081B_LL	169461
885-7077-2	RG-South20240627	Total/NA	Water	8081B_LL	169461
MB 860-169461/1-A	Method Blank	Total/NA	Water	8081B_LL	169461

Eurofins Albuquerque



QC Association Summary

Client: Albuquerque Metropolitan Arroyo Flood Control Authority
 Project/Site: CMC

Job ID: 885-7077-1

GC Semi VOA (Continued)

Analysis Batch: 169649 (Continued)

Lab Sample ID	Client Sample ID	Prep Type	Matrix	Method	Prep Batch
LCS 860-169461/2-A	Lab Control Sample	Total/NA	Water	8081B_LL	169461
LCSD 860-169461/3-A	Lab Control Sample Dup	Total/NA	Water	8081B_LL	169461

Prep Batch: 169818

Lab Sample ID	Client Sample ID	Prep Type	Matrix	Method	Prep Batch
885-7077-1	RG-North20240626	Total/NA	Water	3511	
885-7077-2	RG-South20240627	Total/NA	Water	3511	
MB 860-169818/1-A	Method Blank	Total/NA	Water	3511	
LCS 860-169818/2-A	Lab Control Sample	Total/NA	Water	3511	
LCSD 860-169818/3-A	Lab Control Sample Dup	Total/NA	Water	3511	

Analysis Batch: 169920

Lab Sample ID	Client Sample ID	Prep Type	Matrix	Method	Prep Batch
MB 860-169818/1-A	Method Blank	Total/NA	Water	608.3	169818
LCS 860-169818/2-A	Lab Control Sample	Total/NA	Water	608.3	169818
LCSD 860-169818/3-A	Lab Control Sample Dup	Total/NA	Water	608.3	169818

Analysis Batch: 170091

Lab Sample ID	Client Sample ID	Prep Type	Matrix	Method	Prep Batch
885-7077-1	RG-North20240626	Total/NA	Water	608.3	169818
885-7077-2	RG-South20240627	Total/NA	Water	608.3	169818

HPLC/IC

Analysis Batch: 7687

Lab Sample ID	Client Sample ID	Prep Type	Matrix	Method	Prep Batch
885-7077-1	RG-North20240626	Total/NA	Water	300.0	
885-7077-2	RG-South20240627	Total/NA	Water	300.0	
MB 885-7687/10	Method Blank	Total/NA	Water	300.0	
MB 885-7687/58	Method Blank	Total/NA	Water	300.0	
LCS 885-7687/11	Lab Control Sample	Total/NA	Water	300.0	
LCS 885-7687/59	Lab Control Sample	Total/NA	Water	300.0	
MRL 885-7687/9	Lab Control Sample	Total/NA	Water	300.0	

LCMS

Prep Batch: 779486

Lab Sample ID	Client Sample ID	Prep Type	Matrix	Method	Prep Batch
885-7077-1	RG-North20240626	Total/NA	Water	1633	
885-7077-1 - RA	RG-North20240626	Total/NA	Water	1633	
885-7077-2	RG-South20240627	Total/NA	Water	1633	
885-7077-2 - RA	RG-South20240627	Total/NA	Water	1633	
885-7077-3 - RA	EB-20240627	Total/NA	Water	1633	
885-7077-3	EB-20240627	Total/NA	Water	1633	
MB 320-779486/1-A	Method Blank	Total/NA	Water	1633	
MB 320-779486/1-A - RA	Method Blank	Total/NA	Water	1633	
LCS 320-779486/3-A - RA	Lab Control Sample	Total/NA	Water	1633	
LCS 320-779486/3-A	Lab Control Sample	Total/NA	Water	1633	
LCSD 320-779486/4-A - RA	Lab Control Sample Dup	Total/NA	Water	1633	
LCSD 320-779486/4-A	Lab Control Sample Dup	Total/NA	Water	1633	
LLCS 320-779486/2-A - RA	Lab Control Sample	Total/NA	Water	1633	
LLCS 320-779486/2-A	Lab Control Sample	Total/NA	Water	1633	

Eurofins Albuquerque

QC Association Summary

Client: Albuquerque Metropolitan Arroyo Flood Control Authority
Project/Site: CMC

Job ID: 885-7077-1

LCMS

Analysis Batch: 780306

Lab Sample ID	Client Sample ID	Prep Type	Matrix	Method	Prep Batch
885-7077-1	RG-North20240626	Total/NA	Water	Draft-4 1633	779486
885-7077-2	RG-South20240627	Total/NA	Water	Draft-4 1633	779486
885-7077-3	EB-20240627	Total/NA	Water	Draft-4 1633	779486
MB 320-779486/1-A	Method Blank	Total/NA	Water	Draft-4 1633	779486
LCS 320-779486/3-A	Lab Control Sample	Total/NA	Water	Draft-4 1633	779486
LCSD 320-779486/4-A	Lab Control Sample Dup	Total/NA	Water	Draft-4 1633	779486
LLCS 320-779486/2-A	Lab Control Sample	Total/NA	Water	Draft-4 1633	779486

Analysis Batch: 780601

Lab Sample ID	Client Sample ID	Prep Type	Matrix	Method	Prep Batch
885-7077-1 - RA	RG-North20240626	Total/NA	Water	Draft-4 1633	779486
885-7077-2 - RA	RG-South20240627	Total/NA	Water	Draft-4 1633	779486
885-7077-3 - RA	EB-20240627	Total/NA	Water	Draft-4 1633	779486
MB 320-779486/1-A - RA	Method Blank	Total/NA	Water	Draft-4 1633	779486
LCS 320-779486/3-A - RA	Lab Control Sample	Total/NA	Water	Draft-4 1633	779486
LCSD 320-779486/4-A - RA	Lab Control Sample Dup	Total/NA	Water	Draft-4 1633	779486
LLCS 320-779486/2-A - RA	Lab Control Sample	Total/NA	Water	Draft-4 1633	779486

Specialty Organics

Prep Batch: 777390

Lab Sample ID	Client Sample ID	Prep Type	Matrix	Method	Prep Batch
885-7077-1	RG-North20240626	Total/NA	Water	HRMS-Sep	
885-7077-2	RG-South20240627	Total/NA	Water	HRMS-Sep	
MB 320-777390/1-A	Method Blank	Total/NA	Water	HRMS-Sep	
LCS 320-777390/2-A	Lab Control Sample	Total/NA	Water	HRMS-Sep	
LCSD 320-777390/3-A	Lab Control Sample Dup	Total/NA	Water	HRMS-Sep	

Analysis Batch: 778376

Lab Sample ID	Client Sample ID	Prep Type	Matrix	Method	Prep Batch
885-7077-1	RG-North20240626	Total/NA	Water	1668A	777390
885-7077-2	RG-South20240627	Total/NA	Water	1668A	777390
MB 320-777390/1-A	Method Blank	Total/NA	Water	1668A	777390
LCS 320-777390/2-A	Lab Control Sample	Total/NA	Water	1668A	777390
LCSD 320-777390/3-A	Lab Control Sample Dup	Total/NA	Water	1668A	777390

Metals

Prep Batch: 7782

Lab Sample ID	Client Sample ID	Prep Type	Matrix	Method	Prep Batch
885-7077-1	RG-North20240626	Total Recoverable	Water	200.2	
885-7077-2	RG-South20240627	Total Recoverable	Water	200.2	
MB 885-7782/1-A	Method Blank	Total Recoverable	Water	200.2	
LCS 885-7782/6-A	Lab Control Sample	Total Recoverable	Water	200.2	
LLCS 885-7782/5-A	Lab Control Sample	Total Recoverable	Water	200.2	

Analysis Batch: 8057

Lab Sample ID	Client Sample ID	Prep Type	Matrix	Method	Prep Batch
885-7077-1	RG-North20240626	Total Recoverable	Water	200.7 Rev 4.4	7782
885-7077-2	RG-South20240627	Total Recoverable	Water	200.7 Rev 4.4	7782
MB 885-7782/1-A	Method Blank	Total Recoverable	Water	200.7 Rev 4.4	7782
LCS 885-7782/6-A	Lab Control Sample	Total Recoverable	Water	200.7 Rev 4.4	7782

Eurofins Albuquerque

QC Association Summary

Client: Albuquerque Metropolitan Arroyo Flood Control Authority
 Project/Site: CMC

Job ID: 885-7077-1

Metals (Continued)

Analysis Batch: 8057 (Continued)

Lab Sample ID	Client Sample ID	Prep Type	Matrix	Method	Prep Batch
LLCS 885-7782/5-A	Lab Control Sample	Total Recoverable	Water	200.7 Rev 4.4	7782
MRL 885-8057/14	Lab Control Sample	Total/NA	Water	200.7 Rev 4.4	

Analysis Batch: 8085

Lab Sample ID	Client Sample ID	Prep Type	Matrix	Method	Prep Batch
885-7077-1	RG-North20240626	Dissolved	Water	200.8	
885-7077-2	RG-South20240627	Dissolved	Water	200.8	
MB 885-8085/19	Method Blank	Total/NA	Water	200.8	
LCS 885-8085/20	Lab Control Sample	Total/NA	Water	200.8	
MRL 885-8085/17	Lab Control Sample	Total/NA	Water	200.8	
MRL 885-8085/18	Lab Control Sample	Total/NA	Water	200.8	

Analysis Batch: 8100

Lab Sample ID	Client Sample ID	Prep Type	Matrix	Method	Prep Batch
885-7077-1	RG-North20240626	Total Recoverable	Water	SM 2340B	
885-7077-2	RG-South20240627	Total Recoverable	Water	SM 2340B	

Analysis Batch: 8191

Lab Sample ID	Client Sample ID	Prep Type	Matrix	Method	Prep Batch
885-7077-1	RG-North20240626	Total Recoverable	Water	200.7 Rev 4.4	7782
885-7077-2	RG-South20240627	Total Recoverable	Water	200.7 Rev 4.4	7782
MRL 885-8191/13	Lab Control Sample	Total/NA	Water	200.7 Rev 4.4	

Prep Batch: 670850

Lab Sample ID	Client Sample ID	Prep Type	Matrix	Method	Prep Batch
885-7077-1	RG-North20240626	Total/NA	Water	200.7/200.8	
885-7077-2	RG-South20240627	Total/NA	Water	200.7/200.8	
MB 160-670850/1-A	Method Blank	Total/NA	Water	200.7/200.8	
LCS 160-670850/2-A	Lab Control Sample	Total/NA	Water	200.7/200.8	
885-7077-1 MS	RG-North20240626	Total/NA	Water	200.7/200.8	
885-7077-1 MSD	RG-North20240626	Total/NA	Water	200.7/200.8	
885-7077-2 MS	RG-South20240627	Total/NA	Water	200.7/200.8	
885-7077-2 MSD	RG-South20240627	Total/NA	Water	200.7/200.8	

Analysis Batch: 671639

Lab Sample ID	Client Sample ID	Prep Type	Matrix	Method	Prep Batch
885-7077-1	RG-North20240626	Total/NA	Water	200.8	670850
885-7077-2	RG-South20240627	Total/NA	Water	200.8	670850
MB 160-670850/1-A	Method Blank	Total/NA	Water	200.8	670850
LCS 160-670850/2-A	Lab Control Sample	Total/NA	Water	200.8	670850
885-7077-1 MS	RG-North20240626	Total/NA	Water	200.8	670850
885-7077-1 MSD	RG-North20240626	Total/NA	Water	200.8	670850
885-7077-2 MS	RG-South20240627	Total/NA	Water	200.8	670850
885-7077-2 MSD	RG-South20240627	Total/NA	Water	200.8	670850

General Chemistry

Analysis Batch: 7579

Lab Sample ID	Client Sample ID	Prep Type	Matrix	Method	Prep Batch
885-7077-1	RG-North20240626	Total/NA	Water	SM5210B	
885-7077-2	RG-South20240627	Total/NA	Water	SM5210B	

Eurofins Albuquerque

QC Association Summary

Client: Albuquerque Metropolitan Arroyo Flood Control Authority
 Project/Site: CMC

Job ID: 885-7077-1

General Chemistry (Continued)

Analysis Batch: 7579 (Continued)

Lab Sample ID	Client Sample ID	Prep Type	Matrix	Method	Prep Batch
USB 885-7579/1	Method Blank	Total/NA	Water	SM5210B	
LCS 885-7579/2	Lab Control Sample	Total/NA	Water	SM5210B	

Analysis Batch: 7815

Lab Sample ID	Client Sample ID	Prep Type	Matrix	Method	Prep Batch
885-7077-1	RG-North20240626	Total/NA	Water	2540C	
MB 885-7815/1	Method Blank	Total/NA	Water	2540C	
LCS 885-7815/2	Lab Control Sample	Total/NA	Water	2540C	

Analysis Batch: 7827

Lab Sample ID	Client Sample ID	Prep Type	Matrix	Method	Prep Batch
885-7077-1	RG-North20240626	Total/NA	Water	SM 2540D	
885-7077-2	RG-South20240627	Total/NA	Water	SM 2540D	
MB 885-7827/1	Method Blank	Total/NA	Water	SM 2540D	
LCSSRM 885-7827/2	Lab Control Sample	Total/NA	Water	SM 2540D	

Analysis Batch: 7881

Lab Sample ID	Client Sample ID	Prep Type	Matrix	Method	Prep Batch
885-7077-2	RG-South20240627	Total/NA	Water	2540C	
MB 885-7881/1	Method Blank	Total/NA	Water	2540C	
LCS 885-7881/2	Lab Control Sample	Total/NA	Water	2540C	

Analysis Batch: 7985

Lab Sample ID	Client Sample ID	Prep Type	Matrix	Method	Prep Batch
885-7077-1	RG-North20240626	Total/NA	Water	1664B	
885-7077-2	RG-South20240627	Total/NA	Water	1664B	
MB 885-7985/1	Method Blank	Total/NA	Water	1664B	
LCS 885-7985/2	Lab Control Sample	Total/NA	Water	1664B	
LCSD 885-7985/3	Lab Control Sample Dup	Total/NA	Water	1664B	

Prep Batch: 8010

Lab Sample ID	Client Sample ID	Prep Type	Matrix	Method	Prep Batch
885-7077-1	RG-North20240626	Total/NA	Water	351.2	
885-7077-2	RG-South20240627	Total/NA	Water	351.2	
MB 885-8010/3-A	Method Blank	Total/NA	Water	351.2	
LCS 885-8010/5-A	Lab Control Sample	Total/NA	Water	351.2	
LLCS 885-8010/4-A	Lab Control Sample	Total/NA	Water	351.2	

Analysis Batch: 8084

Lab Sample ID	Client Sample ID	Prep Type	Matrix	Method	Prep Batch
885-7077-1	RG-North20240626	Total/NA	Water	5220D	
MB 885-8084/4	Method Blank	Total/NA	Water	5220D	
LCS 885-8084/5	Lab Control Sample	Total/NA	Water	5220D	
MRL 885-8084/6	Lab Control Sample	Total/NA	Water	5220D	

Analysis Batch: 8154

Lab Sample ID	Client Sample ID	Prep Type	Matrix	Method	Prep Batch
885-7077-1	RG-North20240626	Total/NA	Water	SM 4500 H+ B	
885-7077-2	RG-South20240627	Total/NA	Water	SM 4500 H+ B	
885-7077-2 DU	RG-South20240627	Total/NA	Water	SM 4500 H+ B	

Eurofins Albuquerque

QC Association Summary

Client: Albuquerque Metropolitan Arroyo Flood Control Authority
Project/Site: CMC

Job ID: 885-7077-1

General Chemistry

Prep Batch: 8218

Lab Sample ID	Client Sample ID	Prep Type	Matrix	Method	Prep Batch
885-7077-1	RG-North20240626	Dissolved	Water	365.2/365.3/365	
885-7077-1	RG-North20240626	Total/NA	Water	365.2/365.3/365	
885-7077-2	RG-South20240627	Dissolved	Water	365.2/365.3/365	
885-7077-2	RG-South20240627	Total/NA	Water	365.2/365.3/365	
MB 885-8218/1-A	Method Blank	Total/NA	Water	365.2/365.3/365	
LCS 885-8218/2-A	Lab Control Sample	Total/NA	Water	365.2/365.3/365	
MRL 885-8218/7-A	Lab Control Sample	Total/NA	Water	365.2/365.3/365	

Analysis Batch: 8500

Lab Sample ID	Client Sample ID	Prep Type	Matrix	Method	Prep Batch
885-7077-1	RG-North20240626	Dissolved	Water	365.1	8218
885-7077-1	RG-North20240626	Total/NA	Water	365.1	8218
885-7077-2	RG-South20240627	Dissolved	Water	365.1	8218
885-7077-2	RG-South20240627	Total/NA	Water	365.1	8218
MB 885-8218/1-A	Method Blank	Total/NA	Water	365.1	8218
LCS 885-8218/2-A	Lab Control Sample	Total/NA	Water	365.1	8218
MRL 885-8218/7-A	Lab Control Sample	Total/NA	Water	365.1	8218

Analysis Batch: 8585

Lab Sample ID	Client Sample ID	Prep Type	Matrix	Method	Prep Batch
885-7077-1	RG-North20240626	Total/NA	Water	351.2	8010
885-7077-2	RG-South20240627	Total/NA	Water	351.2	8010
MB 885-8010/3-A	Method Blank	Total/NA	Water	351.2	8010
LCS 885-8010/5-A	Lab Control Sample	Total/NA	Water	351.2	8010
LLCS 885-8010/4-A	Lab Control Sample	Total/NA	Water	351.2	8010

Analysis Batch: 9076

Lab Sample ID	Client Sample ID	Prep Type	Matrix	Method	Prep Batch
885-7077-2	RG-South20240627	Total/NA	Water	5220D	
MB 885-9076/4	Method Blank	Total/NA	Water	5220D	
LCS 885-9076/5	Lab Control Sample	Total/NA	Water	5220D	
MRL 885-9076/6	Lab Control Sample	Total/NA	Water	5220D	

Rad

Prep Batch: 669229

Lab Sample ID	Client Sample ID	Prep Type	Matrix	Method	Prep Batch
885-7077-1	RG-North20240626	Total/NA	Water	Evaporation	
885-7077-2	RG-South20240627	Total/NA	Water	Evaporation	
MB 160-669229/1-A	Method Blank	Total/NA	Water	Evaporation	
LCS 160-669229/2-A	Lab Control Sample	Total/NA	Water	Evaporation	
LCSB 160-669229/3-A	Lab Control Sample	Total/NA	Water	Evaporation	
885-7077-2 MS	RG-South20240627	Total/NA	Water	Evaporation	
885-7077-2 MSBT	RG-South20240627	Total/NA	Water	Evaporation	
885-7077-2 DU	RG-South20240627	Total/NA	Water	Evaporation	

Biology

Analysis Batch: 7536

Lab Sample ID	Client Sample ID	Prep Type	Matrix	Method	Prep Batch
885-7077-2	RG-South20240627	Total/NA	Water	9223B	
MB 885-7536/1	Method Blank	Total/NA	Water	9223B	

Eurofins Albuquerque

Lab Chronicle

Client: Albuquerque Metropolitan Arroyo Flood Control Authority
 Project/Site: CMC

Job ID: 885-7077-1

Client Sample ID: RG-North20240626

Lab Sample ID: 885-7077-1

Date Collected: 06/26/24 15:05

Matrix: Water

Date Received: 06/27/24 14:37

Prep Type	Batch Type	Batch Method	Run	Dilution Factor	Batch Number	Batch Analyst	Lab	Prepared or Analyzed
Total/NA	Analysis	624.1		1	169234	NA	EET HOU	07/03/24 02:47
Total/NA	Prep	3511			169191	DR	EET HOU	07/02/24 12:40
Total/NA	Analysis	625.1		1	169359	PXS	EET HOU	07/03/24 19:01
Total/NA	Prep	3511			169312	DS	EET HOU	07/02/24 22:42
Total/NA	Analysis	608.3		1	169369	WP	EET HOU	07/03/24 14:47
Total/NA	Prep	3511			169818	DS	EET HOU	07/05/24 21:47
Total/NA	Analysis	608.3		1	170091	WP	EET HOU	07/14/24 13:40
Total/NA	Prep	3510C			169461	BH	EET HOU	07/03/24 13:50
Total/NA	Analysis	8081B_LL		1	169649	WP	EET HOU	07/05/24 11:41
Total/NA	Analysis	300.0		1	7687	JT	EET ALB	06/28/24 11:40
Total/NA	Prep	1633			779486	ATB	EET SAC	07/15/24 11:26
Total/NA	Analysis	Draft-4 1633		1	780306	SS	EET SAC	07/16/24 19:22
Total/NA	Prep	1633	RA		779486	ATB	EET SAC	07/15/24 11:26
Total/NA	Analysis	Draft-4 1633	RA	1	780601	SS	EET SAC	07/17/24 15:03
Total/NA	Prep	HRMS-Sep			777390	BLR	EET SAC	07/08/24 12:40
Total/NA	Analysis	1668A		1	778376	KT	EET SAC	07/12/24 04:49
Total Recoverable	Prep	200.2			7782	TM	EET ALB	07/02/24 13:43
Total Recoverable	Analysis	200.7 Rev 4.4		1	8057	JR	EET ALB	07/08/24 12:07
Total Recoverable	Prep	200.2			7782	TM	EET ALB	07/02/24 13:43
Total Recoverable	Analysis	200.7 Rev 4.4		1	8191	JR	EET ALB	07/10/24 15:01
Dissolved	Analysis	200.8		1	8085	ES	EET ALB	07/09/24 10:31
Total/NA	Prep	200.7/200.8			670850	JSM	EET SL	07/16/24 15:34
Total/NA	Analysis	200.8		2	671639	CGB	EET SL	07/19/24 14:39
Total Recoverable	Analysis	SM 2340B		1	8100	JF	EET ALB	07/09/24 15:25
Total/NA	Analysis	1664B		1	7985	CO	EET ALB	07/08/24 09:19
Total/NA	Analysis	2540C		1	7815	KB	EET ALB	07/02/24 14:21
Total/NA	Prep	351.2			8010	DL	EET ALB	07/08/24 11:40
Total/NA	Analysis	351.2		1	8585	DL	EET ALB	07/09/24 13:01
Dissolved	Prep	365.2/365.3/365			8218	ES	EET ALB	07/11/24 08:30
Dissolved	Analysis	365.1		1	8500	ES	EET ALB	07/16/24 09:32
Total/NA	Prep	365.2/365.3/365			8218	ES	EET ALB	07/11/24 08:30
Total/NA	Analysis	365.1		1	8500	ES	EET ALB	07/16/24 09:30
Total/NA	Analysis	5220D		1	8084	KH	EET ALB	07/09/24 14:14
Total/NA	Analysis	SM 2540D		1	7827	KS	EET ALB	07/02/24 16:35
Total/NA	Analysis	SM 4500 H+ B		1	8154	DL	EET ALB	07/09/24 22:21
Total/NA	Analysis	SM5210B		1	7579	CO	EET ALB	06/28/24 11:05
Total/NA	Prep	Evaporation			669229	KAC	EET SL	07/03/24 08:58
Total/NA	Analysis	900.0		1	671146	CMM	EET SL	07/18/24 17:21
Total/NA	Analysis	Gross Alpha Adj		1	671821	FLC	EET SL	07/19/24 14:39

Lab Chronicle

Client: Albuquerque Metropolitan Arroyo Flood Control Authority
 Project/Site: CMC

Job ID: 885-7077-1

Client Sample ID: RG-South20240627

Lab Sample ID: 885-7077-2

Date Collected: 06/27/24 13:10

Matrix: Water

Date Received: 06/27/24 14:37

Prep Type	Batch Type	Batch Method	Run	Dilution Factor	Batch Number	Batch Analyst	Lab	Prepared or Analyzed
Total/NA	Analysis	624.1		1	169234	NA	EET HOU	07/03/24 03:08
Total/NA	Prep	3511			169191	DR	EET HOU	07/02/24 12:40
Total/NA	Analysis	625.1		1	169694	EM	EET HOU	07/05/24 15:46
Total/NA	Prep	3511			169312	DS	EET HOU	07/02/24 22:42
Total/NA	Analysis	608.3		1	169369	WP	EET HOU	07/03/24 14:58
Total/NA	Prep	3511			169818	DS	EET HOU	07/05/24 21:47
Total/NA	Analysis	608.3		1	170091	WP	EET HOU	07/14/24 13:51
Total/NA	Prep	3510C			169461	BH	EET HOU	07/03/24 13:50
Total/NA	Analysis	8081B_LL		1	169649	WP	EET HOU	07/05/24 12:10
Total/NA	Analysis	300.0		1	7687	JT	EET ALB	06/28/24 12:29
Total/NA	Prep	1633			779486	ATB	EET SAC	07/15/24 11:26
Total/NA	Analysis	Draft-4 1633		1	780306	SS	EET SAC	07/16/24 19:39
Total/NA	Prep	1633	RA		779486	ATB	EET SAC	07/15/24 11:26
Total/NA	Analysis	Draft-4 1633	RA	1	780601	SS	EET SAC	07/17/24 15:21
Total/NA	Prep	HRMS-Sep			777390	BLR	EET SAC	07/08/24 12:40
Total/NA	Analysis	1668A		1	778376	KT	EET SAC	07/12/24 05:52
Total Recoverable	Prep	200.2			7782	TM	EET ALB	07/02/24 13:43
Total Recoverable	Analysis	200.7 Rev 4.4		1	8057	JR	EET ALB	07/08/24 12:11
Total Recoverable	Prep	200.2			7782	TM	EET ALB	07/02/24 13:43
Total Recoverable	Analysis	200.7 Rev 4.4		1	8191	JR	EET ALB	07/10/24 15:03
Dissolved	Analysis	200.8		1	8085	ES	EET ALB	07/09/24 10:34
Total/NA	Prep	200.7/200.8			670850	JSM	EET SL	07/16/24 15:34
Total/NA	Analysis	200.8		2	671639	CGB	EET SL	07/19/24 15:03
Total Recoverable	Analysis	SM 2340B		1	8100	JF	EET ALB	07/09/24 15:25
Total/NA	Analysis	1664B		1	7985	CO	EET ALB	07/08/24 09:19
Total/NA	Analysis	2540C		1	7881	KS	EET ALB	07/03/24 12:52
Total/NA	Prep	351.2			8010	DL	EET ALB	07/08/24 11:40
Total/NA	Analysis	351.2		1	8585	DL	EET ALB	07/09/24 13:02
Dissolved	Prep	365.2/365.3/365			8218	ES	EET ALB	07/11/24 08:30
Dissolved	Analysis	365.1		1	8500	ES	EET ALB	07/16/24 09:36
Total/NA	Prep	365.2/365.3/365			8218	ES	EET ALB	07/11/24 08:30
Total/NA	Analysis	365.1		1	8500	ES	EET ALB	07/16/24 09:34
Total/NA	Analysis	5220D		1	9076	KH	EET ALB	07/23/24 14:19
Total/NA	Analysis	SM 2540D		1	7827	KS	EET ALB	07/02/24 16:35
Total/NA	Analysis	SM 4500 H+ B		1	8154	DL	EET ALB	07/09/24 22:10
Total/NA	Analysis	SM5210B		1	7579	CO	EET ALB	06/28/24 11:05
Total/NA	Prep	Evaporation			669229	KAC	EET SL	07/03/24 08:58
Total/NA	Analysis	900.0		1	671146	CMM	EET SL	07/18/24 17:21
Total/NA	Analysis	Gross Alpha Adj		1	671821	FLC	EET SL	07/19/24 15:03
Total/NA	Analysis	9223B		1	7536	SS	EET ALB	06/27/24 17:12

Lab Chronicle

Client: Albuquerque Metropolitan Arroyo Flood Control Authority
Project/Site: CMC

Job ID: 885-7077-1

Client Sample ID: EB-20240627

Lab Sample ID: 885-7077-3

Date Collected: 06/27/24 11:50

Matrix: Water

Date Received: 06/27/24 14:37

Prep Type	Batch Type	Batch Method	Run	Dilution Factor	Batch Number	Batch Analyst	Lab	Prepared or Analyzed
Total/NA	Prep	1633			779486	ATB	EET SAC	07/15/24 11:26
Total/NA	Analysis	Draft-4 1633		1	780306	SS	EET SAC	07/16/24 19:57
Total/NA	Prep	1633	RA		779486	ATB	EET SAC	07/15/24 11:26
Total/NA	Analysis	Draft-4 1633	RA	1	780601	SS	EET SAC	07/17/24 15:38

Laboratory References:

= Mount Juliet, 12065 Lebanon Road, Mount Juliet, TN 37122

EET ALB = Eurofins Albuquerque, 4901 Hawkins NE, Albuquerque, NM 87109, TEL (505)345-3975

EET HOU = Eurofins Houston, 4145 Greenbriar Dr, Stafford, TX 77477, TEL (281)240-4200

EET SAC = Eurofins Sacramento, 880 Riverside Parkway, West Sacramento, CA 95605, TEL (916)373-5600

EET SL = Eurofins St. Louis, 13715 Rider Trail North, Earth City, MO 63045, TEL (314)298-8566

Accreditation/Certification Summary

Client: Albuquerque Metropolitan Arroyo Flood Control Authority
 Project/Site: CMC

Job ID: 885-7077-1

Laboratory: Eurofins Albuquerque

Unless otherwise noted, all analytes for this laboratory were covered under each accreditation/certification below.

Authority	Program	Identification Number	Expiration Date
Oregon	NELAP	NM100001	02-26-25
The following analytes are included in this report, but the laboratory is not certified by the governing authority. This list may include analytes for which the agency does not offer certification.			
Analysis Method	Prep Method	Matrix	Analyte
351.2	351.2	Water	Nitrogen, Total Kjeldahl
5220D		Water	Chemical Oxygen Demand
9223B		Water	Escherichia coli
SM5210B		Water	Biochemical Oxygen Demand

Laboratory: Eurofins Houston

All accreditations/certifications held by this laboratory are listed. Not all accreditations/certifications are applicable to this report.

Authority	Program	Identification Number	Expiration Date
Arkansas DEQ	State	88-00759	08-03-24
Florida	NELAP	E871002	06-30-25
Louisiana (All)	NELAP	03054	06-30-25
Oklahoma	NELAP	1306	08-31-24
Oklahoma	State	2023-139	08-31-24
Texas	NELAP	T104704215	06-30-25
Texas	TCEQ Water Supply	T104704215	12-28-25
USDA	US Federal Programs	525-23-79-79507	03-20-26

Laboratory: Eurofins Sacramento

All accreditations/certifications held by this laboratory are listed. Not all accreditations/certifications are applicable to this report.

Authority	Program	Identification Number	Expiration Date
Alaska (UST)	State	17-020	02-20-27
ANAB	Dept. of Defense ELAP	L2468	01-20-27
ANAB	Dept. of Energy	L2468.01	01-20-27
ANAB	ISO/IEC 17025	L2468	01-20-27
Arizona	State	AZ0708	08-11-24
Arkansas DEQ	State	88-0691	05-18-25
California	State	2897	01-31-26
Colorado	State	CA00044	08-31-24
Florida	NELAP	E87570	06-30-25
Georgia	State	4040	01-29-25
Hawaii	State	Eurofins Sacramento	01-29-25
Illinois	NELAP	200060	03-31-25
Kansas	NELAP	E-10375	10-31-25
Louisiana	NELAP	01944	06-30-25
Louisiana (All)	NELAP	01944	06-30-25
Maine	State	CA00004	04-14-26
Michigan	State	9947	01-29-25
Nevada	State	CA00044	07-31-25
New Hampshire	NELAP	2997	04-19-25
New Jersey	NELAP	CA005	06-30-25
New York	NELAP	11666	04-01-25
Ohio	State	41252	01-29-25
Oregon	NELAP	4040	01-29-25
Texas	NELAP	T104704399-23-17	05-31-25

Accreditation/Certification Summary

Client: Albuquerque Metropolitan Arroyo Flood Control Authority
 Project/Site: CMC

Job ID: 885-7077-1

Laboratory: Eurofins Sacramento (Continued)

All accreditations/certifications held by this laboratory are listed. Not all accreditations/certifications are applicable to this report.

Authority	Program	Identification Number	Expiration Date
US Fish & Wildlife	US Federal Programs	A22139	04-30-25
USDA	US Federal Programs	P330-18-00239	02-28-26
Utah	NELAP	CA000442023-16	02-28-25
Virginia	NELAP	460278	03-14-25
Washington	State	C581	05-05-25
West Virginia (DW)	State	9930C	01-31-25
Wisconsin	State	998204680	08-31-25
Wyoming	State Program	8TMS-L	01-28-19 *

Laboratory: Eurofins St. Louis

All accreditations/certifications held by this laboratory are listed. Not all accreditations/certifications are applicable to this report.

Authority	Program	Identification Number	Expiration Date
Alaska (UST)	State	20-001	05-06-25
ANAB	Dept. of Defense ELAP	L2305	04-06-25
ANAB	Dept. of Energy	L2305.01	04-08-25
ANAB	ISO/IEC 17025	L2305	04-06-25
Arizona	State	AZ0813	07-28-24
California	Los Angeles County Sanitation Districts	10259	06-30-22 *
California	State	2886	06-30-24 *
Connecticut	State	PH-0241	03-31-25
Florida	NELAP	E87689	06-30-25
Illinois	NELAP	200023	11-30-24
Iowa	State	373	12-01-24
Kansas	NELAP	E-10236	10-31-24
Kentucky (DW)	State	KY90125	12-31-24
Kentucky (WW)	State	KY90125 (Permit KY0004049)	12-31-24
Louisiana	NELAP	04080	06-30-22 *
Louisiana (All)	NELAP	04080	06-30-25
Louisiana (DW)	State	LA011	12-31-24
Maryland	State	310	09-30-24
Massachusetts	State	M-MO054	06-30-25
MI - RadChem Recognition	State	9005	06-30-24 *
Missouri	State	780	06-30-25
Nevada	State	MO00054	07-31-24
New Jersey	NELAP	MO002	06-30-25
New Mexico	State	MO00054	10-01-24
New York	NELAP	11616	03-31-25
North Carolina (DW)	State	29700	07-31-24
Oklahoma	NELAP	9997	08-31-24
Oregon	NELAP	4157	09-01-24
Pennsylvania	NELAP	68-00540	02-28-25
South Carolina	State	85002001	06-30-24 *
Texas	NELAP	T104704193	07-31-24
US Fish & Wildlife	US Federal Programs	058448	07-31-24
USDA	US Federal Programs	P330-17-00028	05-18-26
Utah	NELAP	MO00054	07-31-24
Virginia	NELAP	460230	06-14-25
Washington	State	C592	08-30-24

* Accreditation/Certification renewal pending - accreditation/certification considered valid.

Accreditation/Certification Summary

Client: Albuquerque Metropolitan Arroyo Flood Control Authority
Project/Site: CMC

Job ID: 885-7077-1

Laboratory: Eurofins St. Louis (Continued)

All accreditations/certifications held by this laboratory are listed. Not all accreditations/certifications are applicable to this report.

Authority	Program	Identification Number	Expiration Date
West Virginia DEP	State	381	10-31-24

- 1
- 2
- 3
- 4
- 5
- 6
- 7
- 8
- 9
- 10
- 11
- 12
- 13
- 14



ANALYTICAL REPORT

July 09, 2024

- 1
- 2 Cp
- 3 Tc
- 4 Ss
- 5 Cn
- 6 Sr
- 7 Qc
- 8 Gl
- 9 Al
- 10 Sc
- 11
- 12
- 13
- 14

Eurofins - Albuquerque, NM

Sample Delivery Group: L1752635
 Samples Received: 07/02/2024
 Project Number:
 Description:

Report To: Erin Munoz
 4901 Hawkins NE
 Albuquerque, NM 87109

Entire Report Reviewed By:

Jordan N Zito
Project Manager

Results relate only to the items tested or calibrated and are reported as rounded values. This test report shall not be reproduced, except in full, without written approval of the laboratory. Where applicable, sampling conducted by Pace Analytical National is performed per guidance provided in laboratory standard operating procedures ENV-SOP-MTJL-0067 and ENV-SOP-MTJL-0068. Where sampling conducted by the customer, results relate to the accuracy of the information provided, and as the samples are received.

Pace Analytical National

12065 Lebanon Rd Mount Juliet, TN 37122 615-758-5858 800-767-5859 mydata.pacelabs.com

TABLE OF CONTENTS

Cp: Cover Page	1
Tc: Table of Contents	2
Ss: Sample Summary	3
Cn: Case Narrative	4
Sr: Sample Results	5
RG-NORTH20240626 (885-7077-1) L1752635-01	5
RG-SOUTH20240627 (885-7077-2) L1752635-02	6
Qc: Quality Control Summary	7
Wet Chemistry by Method 7199	7
Gl: Glossary of Terms	9
Al: Accreditations & Locations	10
Sc: Sample Chain of Custody	11

1
¹ Cp
² Tc
³ Ss
⁴ Cn
⁵ Sr
⁶ Qc
⁷ Gl
⁸ Al
⁹ Sc
10
11
12
13
14

SAMPLE SUMMARY

				Collected by	Collected date/time	Received date/time	
RG-NORTH20240626 (885-7077-1) L1752635-01 GW					06/26/24 15:05	07/02/24 09:00	
Method	Batch	Dilution	Preparation date/time	Analysis date/time	Analyst	Location	
Wet Chemistry by Method 7199	WG2315989	1	07/09/24 03:03	07/09/24 03:03	SET	Mt. Juliet, TN	

				Collected by	Collected date/time	Received date/time	
RG-SOUTH20240627 (885-7077-2) L1752635-02 GW					06/27/24 13:10	07/02/24 09:00	
Method	Batch	Dilution	Preparation date/time	Analysis date/time	Analyst	Location	
Wet Chemistry by Method 7199	WG2315989	1	07/09/24 03:14	07/09/24 03:14	SET	Mt. Juliet, TN	



CASE NARRATIVE

All sample aliquots were received at the correct temperature, in the proper containers, with the appropriate preservatives, and within method specified holding times, unless qualified or notated within the report. Where applicable, all MDL (LOD) and RDL (LOQ) values reported for environmental samples have been corrected for the dilution factor used in the analysis. All Method and Batch Quality Control are within established criteria except where addressed in this case narrative, a non-conformance form or properly qualified within the sample results. By my digital signature below, I affirm to the best of my knowledge, all problems/anomalies observed by the laboratory as having the potential to affect the quality of the data have been identified by the laboratory, and no information or data have been knowingly withheld that would affect the quality of the data.



Jordan N Zito
Project Manager

Sample Delivery Group (SDG) Narrative

The following analysis were performed from an unpreserved, insufficiently or inadequately preserved sample.

<u>Lab Sample ID</u>	<u>Project Sample ID</u>	<u>Method</u>
L1752635-01	RG-NORTH20240626 (885-7077-1)	7199
L1752635-02	RG-SOUTH20240627 (885-7077-2)	7199

Wet Chemistry by Method 7199

Analyte	Result mg/l	Qualifier	RDL mg/l	Dilution	Analysis date / time	Batch
Hexavalent Chromium-Low Level	ND		0.000100	1	07/09/2024 03:03	WG2315989

- 1
- 2
- 3
- 4
- 5
- 6
- 7
- 8
- 9
- 10
- 11
- 12
- 13
- 14

Wet Chemistry by Method 7199

Analyte	Result mg/l	Qualifier	RDL mg/l	Dilution	Analysis date / time	Batch
Hexavalent Chromium-Low Level	ND		0.000100	1	07/09/2024 03:14	WG2315989

- 1
- 2
- 3
- 4
- 5
- 6
- 7
- 8
- 9
- 10
- 11
- 12
- 13
- 14

Method Blank (MB)

(MB) R4091510-1 07/09/24 02:36

Analyte	MB Result	MB Qualifier	MB MDL	MB RDL
Hexavalent Chromium-Low Level	U		0.0000400	0.000100

L1753184-04 Original Sample (OS) • Duplicate (DUP)

(OS) L1753184-04 07/09/24 04:19 • (DUP) R4091510-5 07/09/24 04:52

Analyte	Original Result	DUP Result	Dilution	DUP RPD	DUP Qualifier	DUP RPD Limits
Hexavalent Chromium-Low Level	0.000379	0.000392	1	3.48		20

L1753184-16 Original Sample (OS) • Duplicate (DUP)

(OS) L1753184-16 07/09/24 07:35 • (DUP) R4091510-8 07/09/24 07:46

Analyte	Original Result	DUP Result	Dilution	DUP RPD	DUP Qualifier	DUP RPD Limits
Hexavalent Chromium-Low Level	ND	ND	1	0.000		20

Laboratory Control Sample (LCS)

(LCS) R4091510-2 07/09/24 02:47

Analyte	Spike Amount	LCS Result	LCS Rec.	Rec. Limits	LCS Qualifier
Hexavalent Chromium-Low Level	0.00200	0.00206	103	90.0-110	

L1753184-01 Original Sample (OS) • Matrix Spike (MS) • Matrix Spike Duplicate (MSD)

(OS) L1753184-01 07/09/24 03:25 • (MS) R4091510-3 07/09/24 03:36 • (MSD) R4091510-4 07/09/24 03:47

Analyte	Spike Amount	Original Result	MS Result	MSD Result	MS Rec.	MSD Rec.	Dilution	Rec. Limits	MS Qualifier	MSD Qualifier	RPD	RPD Limits
Hexavalent Chromium-Low Level	0.00100	0.000107	0.00108	0.00107	96.9	95.9	1	90.0-110			0.868	20



L1753184-14 Original Sample (OS) • Matrix Spike (MS) • Matrix Spike Duplicate (MSD)

(OS) L1753184-14 07/09/24 06:30 • (MS) R4091510-6 07/09/24 07:03 • (MSD) R4091510-7 07/09/24 07:14

Analyte	Spike Amount mg/l	Original Result mg/l	MS Result mg/l	MSD Result mg/l	MS Rec. %	MSD Rec. %	Dilution	Rec. Limits %	MS Qualifier	MSD Qualifier	RPD %	RPD Limits %
Hexavalent Chromium-Low Level	0.00100	ND	0.000978	0.000944	97.8	94.4	1	90.0-110			3.47	20

- 1
- 2 Cp
- 3 Tc
- 4 Ss
- 5
- 6 Cn
- 7 Sr
- 8 Qc
- 9 Gl
- 10 Al
- 11 Sc
- 12
- 13
- 14

GLOSSARY OF TERMS

Guide to Reading and Understanding Your Laboratory Report

The information below is designed to better explain the various terms used in your report of analytical results from the Laboratory. This is not intended as a comprehensive explanation, and if you have additional questions please contact your project representative.

Results Disclaimer - Information that may be provided by the customer, and contained within this report, include Permit Limits, Project Name, Sample ID, Sample Matrix, Sample Preservation, Field Blanks, Field Spikes, Field Duplicates, On-Site Data, Sampling Collection Dates/Times, and Sampling Location. Results relate to the accuracy of this information provided, and as the samples are received.

Abbreviations and Definitions

MDL	Method Detection Limit.
ND	Not detected at the Reporting Limit (or MDL where applicable).
RDL	Reported Detection Limit.
Rec.	Recovery.
RPD	Relative Percent Difference.
SDG	Sample Delivery Group.
U	Not detected at the Reporting Limit (or MDL where applicable).
Analyte	The name of the particular compound or analysis performed. Some Analyses and Methods will have multiple analytes reported.
Dilution	If the sample matrix contains an interfering material, the sample preparation volume or weight values differ from the standard, or if concentrations of analytes in the sample are higher than the highest limit of concentration that the laboratory can accurately report, the sample may be diluted for analysis. If a value different than 1 is used in this field, the result reported has already been corrected for this factor.
Limits	These are the target % recovery ranges or % difference value that the laboratory has historically determined as normal for the method and analyte being reported. Successful QC Sample analysis will target all analytes recovered or duplicated within these ranges.
Original Sample	The non-spiked sample in the prep batch used to determine the Relative Percent Difference (RPD) from a quality control sample. The Original Sample may not be included within the reported SDG.
Qualifier	This column provides a letter and/or number designation that corresponds to additional information concerning the result reported. If a Qualifier is present, a definition per Qualifier is provided within the Glossary and Definitions page and potentially a discussion of possible implications of the Qualifier in the Case Narrative if applicable.
Result	The actual analytical final result (corrected for any sample specific characteristics) reported for your sample. If there was no measurable result returned for a specific analyte, the result in this column may state "ND" (Not Detected) or "BDL" (Below Detectable Levels). The information in the results column should always be accompanied by either an MDL (Method Detection Limit) or RDL (Reporting Detection Limit) that defines the lowest value that the laboratory could detect or report for this analyte.
Uncertainty (Radiochemistry)	Confidence level of 2 sigma.
Case Narrative (Cn)	A brief discussion about the included sample results, including a discussion of any non-conformances to protocol observed either at sample receipt by the laboratory from the field or during the analytical process. If present, there will be a section in the Case Narrative to discuss the meaning of any data qualifiers used in the report.
Quality Control Summary (Qc)	This section of the report includes the results of the laboratory quality control analyses required by procedure or analytical methods to assist in evaluating the validity of the results reported for your samples. These analyses are not being performed on your samples typically, but on laboratory generated material.
Sample Chain of Custody (Sc)	This is the document created in the field when your samples were initially collected. This is used to verify the time and date of collection, the person collecting the samples, and the analyses that the laboratory is requested to perform. This chain of custody also documents all persons (excluding commercial shippers) that have had control or possession of the samples from the time of collection until delivery to the laboratory for analysis.
Sample Results (Sr)	This section of your report will provide the results of all testing performed on your samples. These results are provided by sample ID and are separated by the analyses performed on each sample. The header line of each analysis section for each sample will provide the name and method number for the analysis reported.
Sample Summary (Ss)	This section of the Analytical Report defines the specific analyses performed for each sample ID, including the dates and times of preparation and/or analysis.

Qualifier Description

The remainder of this page intentionally left blank, there are no qualifiers applied to this SDG.

ACCREDITATIONS & LOCATIONS

Pace Analytical National 12065 Lebanon Rd Mount Juliet, TN 37122

Alabama	40660	Nebraska	NE-OS-15-05
Alaska	17-026	Nevada	TN000032021-1
Arizona	AZ0612	New Hampshire	2975
Arkansas	88-0469	New Jersey-NELAP	TN002
California	2932	New Mexico ¹	TN00003
Colorado	TN00003	New York	11742
Connecticut	PH-0197	North Carolina	Env375
Florida	E87487	North Carolina ¹	DW21704
Georgia	NELAP	North Carolina ³	41
Georgia ¹	923	North Dakota	R-140
Idaho	TN00003	Ohio-VAP	CL0069
Illinois	200008	Oklahoma	9915
Indiana	C-TN-01	Oregon	TN200002
Iowa	364	Pennsylvania	68-02979
Kansas	E-10277	Rhode Island	LA000356
Kentucky ^{1 6}	KY90010	South Carolina	84004002
Kentucky ²	16	South Dakota	n/a
Louisiana	AI30792	Tennessee ^{1 4}	2006
Louisiana	LA018	Texas	T104704245-20-18
Maine	TN00003	Texas ⁵	LAB0152
Maryland	324	Utah	TN000032021-11
Massachusetts	M-TN003	Vermont	VT2006
Michigan	9958	Virginia	110033
Minnesota	047-999-395	Washington	C847
Mississippi	TN00003	West Virginia	233
Missouri	340	Wisconsin	998093910
Montana	CERT0086	Wyoming	A2LA
A2LA – ISO 17025	1461.01	AIHA-LAP,LLC EMLAP	100789
A2LA – ISO 17025 ⁵	1461.02	DOD	1461.01
Canada	1461.01	USDA	P330-15-00234
EPA-Crypto	TN00003		

¹ Drinking Water ² Underground Storage Tanks ³ Aquatic Toxicity ⁴ Chemical/Microbiological ⁵ Mold ⁶ Wastewater n/a Accreditation not applicable

* Not all certifications held by the laboratory are applicable to the results reported in the attached report.

* Accreditation is only applicable to the test methods specified on each scope of accreditation held by Pace Analytical.

Eurofins Albuquerque

4901 Hawkins NE
 Albuquerque, NM 87109
 Phone: 505-345-3975 Fax: 505-345-4107

Chain of Custody Record



G233
 Environment Testing

- 1
- 2
- 3
- 4
- 5
- 6
- 7
- 8
- 9
- 10
- 11
- 12
- 13
- 14

Client Information (Sub Contract Lab)		Sampler:		Lab PM: Munoz, Erin		Carrier Tracking No(s):		COC No: 885-1125.1	
Client Contact: Shipping/Receiving		Phone:		E-Mail: Erin.Munoz@et.eurofinsus.com		State of Origin: New Mexico		Page: Page 1 of 1	
Company: Pace Analytical Services LLC		Address: 12065 Lebanon Road, City: Mount Juliet, State, Zip: TN, 37122		Due Date Requested: 7/22/2024		TAT Requested (days):		Accreditations Required (See note): NELAP - Oregon	
Project Name: CMC		Project #: 88500567		Project #: 88500567		Job #: 885-7077-1		Preservation Codes:	
Site:		SSOW#:		Analysis Requested		Other: U1752635		Special Instructions/Note:	
Sample Identification - Client ID (Lab ID)		Sample Date		Sample Time		Sample Type (C=comp, G=grab)		Matrix (W=water, S=solid, O=waste/soil, BT=Tissue, A=Air)	
RG-North20240626 (885-7077-1)		6/26/24		15:05 Mountain		Water		X	
RG-South20240627 (885-7077-2)		6/27/24		13:10 Mountain		Water		X	
Field Filtered Sample (Yes or No)		Perform MS/MSD (Yes or No)		SUB (Hexavalent Chromium) Hexavalent Chromium		Total Number of Containers			
Preservation Code:									
See Attached Instructions		01							
See Attached Instructions		02							

Sample Receipt Checklist

JOC Seal Present/Intact: Y N If Applicable
 COC Signed/Accurate: Y N VOA Zero Headspace: Y N
 bottles arrive intact: Y N Pst. Correct/Check: Y N
 Correct bottles used: Y N
 Sufficient volume sent: Y N
 RA Screen <0.5 mR/hr: Y N

Containers: 2

Note: Since laboratory accreditations are subject to change, Eurofins Environment Testing South Central, LLC places the ownership of method, analyte & accreditation compliance upon our subcontract laboratories. This sample shipment is forwarded under chain-of-custody. If the laboratory does not currently maintain accreditation in the State of Origin listed above for analysis/tests/matrix being analyzed, the samples must be shipped back to the Eurofins Environment Testing South Central, LLC laboratory or other instructions will be provided. Any changes to accreditation status should be brought to Eurofins Environment Testing South Central, LLC attention immediately. If all requested accreditations are current to date, return the signed Chain of Custody attesting to said compliance to Eurofins Environment Testing South Central, LLC.

Possible Hazard Identification		Sample Disposal (A fee may be assessed if samples are retained longer than 1 month)	
Unconfirmed		<input type="checkbox"/> Return To Client <input type="checkbox"/> Disposal By Lab <input type="checkbox"/> Archive For _____ Months	
Deliverable Requested: I, II, III, IV, Other (specify)		Special Instructions/QC Requirements:	
Primary Deliverable Rank: 2			

Empty Kit Relinquished by:		Date:		Time:		Method of Shipment:	
Relinquished by: <i>[Signature]</i>		Date/Time: 7/1/24 1350		Company:		Received by: <i>[Signature]</i>	
Relinquished by:		Date/Time:		Company:		Date/Time: 07/02/2024 0900	
Relinquished by:		Date/Time:		Company:		Date/Time:	

Custody Seals Intact: <input type="checkbox"/> Yes <input type="checkbox"/> No		Custody Seal No.:		Cooler Temperature(s) °C and Other Remarks:	
--	--	-------------------	--	---	--

ICOC No:
885-1125

Containers

<u>Count</u>	<u>Container Type</u>	<u>Preservative</u>
2	Other Client Container - preserved	None

U752035

Subcontract Method Instructions

Sample IDs	Method	Method Description	Method Comments
1, 2	SUBCONTRACT	SUB (Hexavalent Chromium)/ Hexavalent Chromium	CR6

FROM: (505) 345-3975
SAMPLE RECEIVING
PACE ANALYTICAL
12065 Lebanon Road
MOUNT JULIET TN 37122
US

CAD: 1717027/INET4730

TO Dez
Hall Environmental
4901 Hawkins NE


Albuquerque NM 87109
(505) 345-3975

(US)

5833.03/26149/AE3

INV: REF:
PO: DEPT:

RMA:



12/4/2024 03:26:01 UV

TRK# 7771 6011 7007

RETURN

87109

9622 0137 0 (000 000 0000) 0 00 7771 6011 7007



1. Select the 'Print' button to print 1 copy of each label.
2. The Return Shipment instructions, which provide your recipient with information on the returns process, will be printed with the label(s).
3. After printing, select your next step by clicking one of the displayed buttons.

Note: To review or print individual labels, select the Label button under each label image above.

Use of this system constitutes your agreement to the service conditions in the current FedEx Service Guide, available on fedex.com. FedEx will not be responsible for any claim in excess of \$100 per package, whether the result of loss, damage, delay, non-delivery, misdelivery or misinformation, unless you declare a higher value, pay an additional charge, document your actual loss and file a timely claim. Limitations found in the current FedEx Service Guide apply. Your right to recover from FedEx for any loss, including intrinsic value of the package, loss of sales, income interest, profit, attorney's fees, costs, and other forms of damage whether direct, incidental, consequential, or special is limited to the greater of \$100 or the authorized declared value. Recovery cannot exceed actual documented loss. Maximum for items of extraordinary value is \$500, e.g. jewelry, precious metals, negotiable instruments and other items listed in our ServiceGuide. Written claims must be filed within strict time limits, see current FedEx Service Guide.

L1752635



Return Shipment Instructions

L1752635



Return Shipment Instructions

1. Place the shipping label on the container's most visible side away from seams.

2. Ship your package one of three ways:

- Use your regular scheduled pickup.
- Drop off at FedEx. Find your closest location at [fedex.com/locate](https://www.fedex.com/locate) or by calling 1.800.GoFedEx 1.800.463.3339
- Schedule a pickup. No account number required but label information may be needed. Go to [fedex.com/returnpickup](https://www.fedex.com/returnpickup) for FedEx Ground labels with "G" or "PRP" or call 1.800.GoFedEx 1.800.463.3339 and say:
 - o "Return Manager" or "PRP" for FedEx Ground labels with "G" or "PRP"
 - o "Express Return" for FedEx Express labels with "E" or "Billable Stamp"

Prepare Your Package With Care.

- Use an appropriate container, cushioning materials and at least three strips of packing tape.
- If reusing packaging, remove or black out old shipping labels including their barcode(s).

Special Instructions from the merchant:



Chain-of-Custody Record

Client: AMA FCA

Mailing Address:

Phone #:

email or Fax#: pchavez@AMAFCA.org

QA/QC Package:
 Standard Level 4 (Full Validation)

Accreditation: Az Compliance
 NELAC Other _____
 EDD (Type) _____

Turn-Around Time:
 Standard Rush

Project Name: CMC

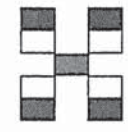
Project #:

Project Manager: Patrick Chavez

Sampler: 1 times
 On Ice: Yes No

of Coolers: 2
 Cooler Temp (including CF): 10.3 + 0.1 = 10.4 (°C)

Container Type and # 1.8 + 0.1 = 1.9
 Preservative Type HEAL No.



HALL ENVIRONMENTAL ANALYSIS LABORATORY

www.hallenvironmental.com

4901 Hawkins NE - Albuquerque, NM 87109

Tel. 505-345-3975 Fax 505-345-4107



885-7077 COC

Analysis Request

BTEX / MTBE / TMB's (8021)	TPH:8015D(GRO / DRO / MRO)	8081 Pesticides/8082 PCB's	EDB (Method 504.1)	PAHs by 8310 or 8270SIMS	RCRA 8 Metals	Cl, F, Br, NO ₃ , NO ₂ , PO ₄ , SO ₄	8260 (VOA)	8270 (Semi-VOA)	Total Coliform (Present/Absent)
									<u>See attached list</u>

Page 87 of 97

Date	Time	Matrix	Sample Name	Container Type and #	Preservative Type	HEAL No.
<u>6/26/24</u>	<u>1505</u>	<u>AQ</u>	<u>RG-NORTH 20240626</u>	<u>2L</u>	<u>VARIOUS</u>	<u>1</u>
<u>6/27/24</u>	<u>1310</u>	<u> </u>	<u>RG-SOUTH 20240627</u>	<u>2L</u>	<u>VARIOUS</u>	<u>2</u>
<u>6/27/24</u>	<u>1150</u>	<u> </u>	<u>EB-20240627</u>	<u>2 bottles</u>	<u>VARIOUS</u>	<u>3</u>

Date: 6/27/24 Time: 1437 Relinquished by: [Signature]
 Received by: [Signature] Via: DOO Date: 6/27/24 Time: 14:37

Remarks: SEE attached list.

If necessary, samples submitted to Hall Environmental may be subcontracted to other accredited laboratories. This serves as notice of this possibility. Any sub-contracted data will be clearly notated on the analytical report.



Collaborative Monitoring Cooperative - Analyses List

Attach to Chain of Custody

Please refer to attached NPDES Permit No. NMR04A00 Appendix F. Methods and minimum quantification levels (MQL's) will be those approved under 40 CFR 136 and specified in the attached permit

Hardness (Ca + Mg)	NA	Total	200.7	2.4
Lead	7439-92-1	Dissolved	200.8	0.09
Copper	7440-50-8	Dissolved	200.8	1.06
Ammonia + organic nitrogen	7664-41-7	Total	350.1	31.32
Total Kjehldal Nitrogen	17778-88-0	Total	351.2	58.78
Nitrate + Nitrite	14797-55-8	Total	353.2	10.17
Polychlorinated biphenyls (PCBs)	1336-36-3	Total	1668	0.014
Tetrahydrofuran (THF)	109-99-9	Total	624.1	7.9
bis(2-Ethylhexyl)phthalate	117-81-7	Total	625.1	0.2
Dibenzofuran	132-64-9	Total	625.1	0.2
Indeno(1,2,3-cd)pyrene	193-39-5	Total	610	0.2
Benzo(b)fluoranthene	205-99-2	Total	610	0.1
Benzo(k)fluoranthene	207-08-9	Total	610	0.1
Chrysene	218-01-9	Total	610	0.2
Benzo(a)pyrene	50-32-8	Total	610	0.3
Dibenzo(a,h)anthracene	53-70-3	Total	610	0.3
Benzo(a)anthracene	56-55-3	Total	610	0.2
Dieldrin	60-57-1	Total	625.1	0.1
Pentachlorophenol	87-86-5	Total	604	0.2
Benzidine	92-87-5	Total	604	0.1
Chemical Oxygen Demand	E1641638 ²	Total	HACH	5100
Gross alpha (adjusted)	NA	Total	Method 900	0.1 pCi/L
Total Dissolved Solids	E1642222 ²	Total	SM 2540C	60.4
Total Suspended Solids	NA	Total	SM 2540D	3450
Biological Oxygen Demand	N/A	Total	Standard Methods	930
Oil and Grease		Total	1664A	5000
Ecoli	Enumeration		SM 9223B	
pH			SM 4500	
Phosphorus		Dissolved	365.1	100
Phosphorus		Total	365.1	100
Chromium IV		Total	3500Cr C-2011	100
Per- and polyfluorinated alkyl substances (PFAS)			537.1	

PFAS
 \\ss6atq\Dat3S\Projects\NM15.0156_SS\CA\CA_Stormwater\Docs\Stormwater Sampling\2024_Parameter list_CMC.doc
 3/11/2024

Appendix F - Minimum Quantification Levels (MQL's)

The following Minimum Quantification Levels (MQL's) are to be used for reporting pollutant data for NPDES permit applications and/or compliance reporting.

POLLUTANTS	MQL µg/l	POLLUTANTS	MQL µg/l
METALS, RADIOACTIVITY, CYANIDE and CHLORINE			
Aluminum	2.5	Molybdenum	10
Antimony	60	Nickel	0.5
Arsenic	0.5	Selenium	5
Barium	100	Silver	0.5
Beryllium	0.5	Thallium	0.5
Boron	100	Uranium	0.1
Cadmium	1	Vanadium	50
Chromium	10	Zinc	20
Cobalt	50	Cyanide	10
Copper	0.5	Cyanide, weak acid dissociable	10
Lead	0.5	Total Residual Chlorine	33
Mercury (*)	0.0005 0.005		
DIOXIN			
2,3,7,8-TCDD	0.00001		
VOLATILE COMPOUNDS			
Acrolein	50	1,3-Dichloropropylene	10
Acrylonitrile	20	Ethylbenzene	10
Benzene	10	Methyl Bromide	50
Bromoform	10	Methylene Chloride	20
Carbon Tetrachloride	2	1,1,2,2-Tetrachloroethane	10
Chlorobenzene	10	Tetrachloroethylene	10
Clorodibromomethane	10	Toluene	10
Chloroform	50	1,2-trans-Dichloroethylene	10
Dichlorobromomethane	10	1,1,2-Trichloroethane	10
1,2-Dichloroethane	10	Trichloroethylene	10
1,1-Dichloroethylene	10	Vinyl Chloride	10
1,2-Dichloropropane	10		
ACID COMPOUNDS			
2-Chlorophenol	10	2,4-Dinitrophenol	50
2,4-Dichlorophenol	10	Pentachlorophenol	5
2,4-Dimethylphenol	10	Phenol	10
4,6-Dinitro-o-Cresol	50	2,4,6-Trichlorophenol	10

POLLUTANTS	MQL µg/l	POLLUTANTS	MQL µg/l
BASE/NEUTRAL			
Acenaphthene	10	Dimethyl Phthalate	10
Anthracene	10	Di-n-Butyl Phthalate	10
Benzidine	50	2,4-Dinitrotoluene	10
Benzo(a)anthracene	5	1,2-Diphenylhydrazine	20
Benzo(a)pyrene	5	Fluoranthene	10
3,4-Benzofluoranthene	10	Fluorene	10
Benzo(k)fluoranthene	5	Hexachlorobenzene	5
Bis(2-chloroethyl)Ether	10	Hexachlorobutadiene	10
Bis(2-chloroisopropyl)Ether	10	Hexachlorocyclopentadiene	10
Bis(2-ethylhexyl)Phthalate	10	Hexachloroethane	20
Butyl Benzyl Phthalate	10	Indeno(1,2,3-cd)Pyrene	5
2-Chloronaphthalene	10	Isophorone	10
Chrysene	5	Nitrobenzene	10
Dibenzo(a,h)anthracene	5	n-Nitrosodimethylamine	50
1,2-Dichlorobenzene	10	n-Nitrosodi-n-Propylamine	20
1,3-Dichlorobenzene	10	n-Nitrosodiphenylamine	20
1,4-Dichlorobenzene	10	Pyrene	10
3,3'-Dichlorobenzidine	5	1,2,4-Trichlorobenzene	10
Diethyl Phthalate	10		
PESTICIDES AND PCBS			
Aldrin	0.01	Beta-Endosulfan	0.02
Alpha-BHC	0.05	Endosulfan sulfate	0.02
Beta-BHC	0.05	Endrin	0.02
Gamma-BHC	0.05	Endrin Aldehyde	0.1
Chlordane	0.2	Heptachlor	0.01
4,4'-DDT and derivatives	0.02	Heptachlor Epoxide	0.01
Dieldrin	0.02	PCBs **	0.2
Alpha-Endosulfan	0.01	Toxaphene	0.3

(MQL's Revised November 1, 2007)

(*) Default MQL for Mercury is 0.005 unless Part I of your permit requires the more sensitive Method 1631 (Oxidation / Purge and Trap / Cold vapor Atomic Fluorescence Spectrometry), then the MQL shall be 0.0005.

(**) EPA Method 1668 should be utilized when PCB water column monitoring is conducted to determine compliance with permit requirements. Either the Arochlor test (EPA Method 8082) or USGS test method (8093) may be utilized for purposes of sediment sampling as part of a screening program, but must use EPA Method 1668 (latest revision) for confirmation and determination of specific PCB levels at that location.

Eurofins Albuquerque

4901 Hawkins NE
Albuquerque NM 87109
Phone: 505-345-3975 Fax: 505-345-4107

Chain of Custody Record



Client Information (Sub Contract Lab)		Sampler:	Lab PM: Munoz, Erin	Carrier Tracking No(s):	COC No: 885-1126.1
Client Contact: Shipping/Receiving		Phone:	E-Mail: Erin.Munoz@et.eurofinsus.com	State of Origin: New Mexico	Page: Page 1 of 1
Company: Eurofins Environment Testing Northern Ca		Accreditations Required (See note): NELAP Oregon			Job #: 885-7077 1
Address: 880 Riverside Parkway		Due Date Requested: 7/25/2024	Analysis Requested		
City: West Sacramento		TAT Requested (days):			
State, Zip: CA, 95605		PO #:	Field Filtered Sample (Yes or No)	Perform MS/MSD (Yes or No)	1633/1633_SPE EPA 1633 Method List
Phone: 916-373-5600(Tel) 916-372-1059(Fax)		WO #:			
Email:		Project #: 88500567	1668A/HRMS_Sep_P_Full List (209)	Total Number of containers	
Project Name: CMC		SSOW#:	Other		Special Instructions/Note
Site:					
Sample Identification	Client ID (Lab ID)	Sample Date	Sample Time	Sample Type (C=Comp, G=grab)	Matrix (W=water, S=solid, O=waste/oil, BT=Tissue, A=Air)
Preservation Code:					
RG-North20240626 (885-7077 1)		6/26/24	15:05 Mountain	Water	X X
RG-South20240627 (885-7077-2)		6/27/24	13:10 Mountain	Water	X X
EB-20240627 (885-7077-3)		6/27/24	11:50 Mountain	Water	X
Note: Since laboratory accreditations are subject to change, Eurofins Environment Testing South Central, LLC places the ownership of method, analyte & accreditation compliance upon our subcontract laboratories. This sample shipment is forwarded under chain-of-custody. If the laboratory does not currently maintain accreditation in the State of Origin listed above for analysis/tests/matrix being analyzed, the samples must be shipped back to the Eurofins Environment Testing South Central, LLC laboratory or other instructions will be provided. Any changes to accreditation status should be brought to Eurofins Environment Testing South Central, LLC attention immediately. If all requested accreditations are current to date, return the signed Chain of Custody attesting to said compliance to Eurofins Environment Testing South Central, LLC.					
Possible Hazard Identification			Sample Disposal (A fee may be assessed if samples are retained longer than 1 month)		
Unconfirmed			<input type="checkbox"/> Return To Client <input type="checkbox"/> Disposal By Lab <input type="checkbox"/> Archive For _____ Months		
Deliverable Requested: I II III IV Other (specify)		Primary Deliverable Rank: 2		Special Instructions/QC Requirements.	
Empty Kit Relinquished by:		Date:	Time:	Method of Shipment:	
Relinquished by: <i>[Signature]</i>		Date/Time: 7/1/24 14:05	Company:	Received by: <i>[Signature]</i>	Date/Time: 7/2/24 09:30
Relinquished by:		Date/Time:	Company:	Received by:	Date/Time:
Relinquished by:		Date/Time:	Company:	Received by:	Date/Time:
Custody Seals Intact: <input checked="" type="checkbox"/> Yes <input type="checkbox"/> No	Custody Seal No. <i>[Signature]</i>	Cooler Temperature(s) °C and Other Remarks: 3.40			





Environment Testing

Sacramento Sample Receiving Notes (SSRN)

Tracking # 777160373090

Job _____



885-7077 Field Sheet

SO/ PO / FO / SAT / 2-Day / Ground / UPS / CDO / Courier
GSL / OnTrac / Goldstreak / USPS / Other _____

Use this form to record Sample Custody Seal Cooler Custody Seal, Temperature & corrected Temperature & other observations. File in the job folder with the COC.

Therm ID <u>E11</u> Corr Factor (+/-) _____ °C	Notes _____ _____ _____ _____ _____ _____ _____ _____ _____ _____																				
Ice _____ Wet _____ Gel <u>1</u> Other _____																					
Cooler Custody Seal: <u>Seal</u>																					
Cooler ID: _____																					
Temp Observed <u>3.4</u> °C Corrected <u>3.4</u> °C From Temp Blank <input type="checkbox"/> Sample <input checked="" type="checkbox"/>																					
Opening/Processing The Shipment																					
Cooler compromised/tampered with? <input type="checkbox"/> Yes <input checked="" type="checkbox"/> No <input type="checkbox"/> NA <input type="checkbox"/>																					
Cooler Temperature is acceptable? <input checked="" type="checkbox"/> Yes <input type="checkbox"/> No <input type="checkbox"/> NA <input type="checkbox"/>																					
Frozen samples show signs of thaw? <input type="checkbox"/> Yes <input type="checkbox"/> No <input checked="" type="checkbox"/> NA <input type="checkbox"/>																					
Initials <u>[Signature]</u> Date <u>7.2.24</u>																					
Unpacking/Labeling The Samples	Trizma Lot #(s) <u>0000279288</u> _____ _____ Ammonium Acetate Lot #(s) _____ _____ _____																				
Containers are not broken or leaking? <input checked="" type="checkbox"/> Yes <input type="checkbox"/> No <input type="checkbox"/> NA <input type="checkbox"/>																					
Samples compromised/tampered with? <input type="checkbox"/> Yes <input checked="" type="checkbox"/> No <input type="checkbox"/> NA <input type="checkbox"/>																					
COC is complete w/o discrepancies <input checked="" type="checkbox"/> Yes <input type="checkbox"/> No <input type="checkbox"/> NA <input type="checkbox"/>																					
Sample custody seal? <input type="checkbox"/> Yes <input type="checkbox"/> No <input checked="" type="checkbox"/> NA <input type="checkbox"/>																					
Sample containers have legible labels? <input checked="" type="checkbox"/> Yes <input type="checkbox"/> No <input type="checkbox"/> NA <input type="checkbox"/>																					
Sample date/times are provided? <input checked="" type="checkbox"/> Yes <input type="checkbox"/> No <input type="checkbox"/> NA <input type="checkbox"/>																					
Appropriate containers are used? <input checked="" type="checkbox"/> Yes <input type="checkbox"/> No <input type="checkbox"/> NA <input type="checkbox"/>																					
Sample bottles are completely filled? <input checked="" type="checkbox"/> Yes <input type="checkbox"/> No <input type="checkbox"/> NA <input type="checkbox"/>																					
Sample preservatives verified? <input type="checkbox"/> Yes <input type="checkbox"/> No <input checked="" type="checkbox"/> NA <input type="checkbox"/>																					
Is the Field Sampler's name on COC? <input type="checkbox"/> Yes <input type="checkbox"/> No <input checked="" type="checkbox"/> NA <input type="checkbox"/>	<table border="0"> <tr> <td>Login Completion</td> <td>Yes</td> <td>No</td> <td>NA</td> </tr> <tr> <td>Receipt Temperature on COC?</td> <td><input checked="" type="checkbox"/></td> <td><input type="checkbox"/></td> <td><input type="checkbox"/></td> </tr> <tr> <td>NCM Filed?</td> <td><input type="checkbox"/></td> <td><input type="checkbox"/></td> <td><input checked="" type="checkbox"/></td> </tr> <tr> <td>Samples received within hold time?</td> <td><input type="checkbox"/></td> <td><input type="checkbox"/></td> <td><input checked="" type="checkbox"/></td> </tr> <tr> <td>Log Release checked in TALS?</td> <td><input type="checkbox"/></td> <td><input type="checkbox"/></td> <td><input checked="" type="checkbox"/></td> </tr> </table>	Login Completion	Yes	No	NA	Receipt Temperature on COC?	<input checked="" type="checkbox"/>	<input type="checkbox"/>	<input type="checkbox"/>	NCM Filed?	<input type="checkbox"/>	<input type="checkbox"/>	<input checked="" type="checkbox"/>	Samples received within hold time?	<input type="checkbox"/>	<input type="checkbox"/>	<input checked="" type="checkbox"/>	Log Release checked in TALS?	<input type="checkbox"/>	<input type="checkbox"/>	<input checked="" type="checkbox"/>
Login Completion		Yes	No	NA																	
Receipt Temperature on COC?		<input checked="" type="checkbox"/>	<input type="checkbox"/>	<input type="checkbox"/>																	
NCM Filed?		<input type="checkbox"/>	<input type="checkbox"/>	<input checked="" type="checkbox"/>																	
Samples received within hold time?		<input type="checkbox"/>	<input type="checkbox"/>	<input checked="" type="checkbox"/>																	
Log Release checked in TALS?		<input type="checkbox"/>	<input type="checkbox"/>	<input checked="" type="checkbox"/>																	
Samples w/o discrepancies? <input checked="" type="checkbox"/> Yes <input type="checkbox"/> No <input type="checkbox"/> NA <input type="checkbox"/>																					
Zero headspace?* <input type="checkbox"/> Yes <input type="checkbox"/> No <input checked="" type="checkbox"/> NA <input type="checkbox"/>																					
Alkalinity has no headspace? <input type="checkbox"/> Yes <input type="checkbox"/> No <input checked="" type="checkbox"/> NA <input type="checkbox"/>																					
Perchlorate has headspace? <input type="checkbox"/> Yes <input type="checkbox"/> No <input checked="" type="checkbox"/> NA <input type="checkbox"/> (Methods 314, 33, 5850)																					
Multiphasic samples are not present? <input checked="" type="checkbox"/> Yes <input type="checkbox"/> No <input type="checkbox"/> NA <input type="checkbox"/>																					
*Containers requiring zero headspace have no headspace, or bubble < 6 mm (1/4")																					
Initials <u>[Signature]</u> Date <u>7.2.24</u>	Initials <u>[Signature]</u> Date <u>7.2.24</u>																				

Login Sample Receipt Checklist

Client: Albuquerque Metropolitan Arroyo Flood Control Authority

Job Number: 885-7077-1

Login Number: 7077

List Number: 1

Creator: Cason, Cheyenne

List Source: Eurofins Albuquerque

Question	Answer	Comment
Radioactivity wasn't checked or is </= background as measured by a survey meter.	True	
The cooler's custody seal, if present, is intact.	True	
Sample custody seals, if present, are intact.	True	
The cooler or samples do not appear to have been compromised or tampered with.	True	
Samples were received on ice.	True	
Cooler Temperature is acceptable.	True	
Cooler Temperature is recorded.	True	
COC is present.	True	
COC is filled out in ink and legible.	True	
COC is filled out with all pertinent information.	True	
Is the Field Sampler's name present on COC?	True	
There are no discrepancies between the containers received and the COC.	True	
Samples are received within Holding Time (excluding tests with immediate HTs)	True	
Sample containers have legible labels.	True	
Containers are not broken or leaking.	True	
Sample collection date/times are provided.	True	
Appropriate sample containers are used.	True	
Sample bottles are completely filled.	True	
Sample Preservation Verified.	True	
There is sufficient vol. for all requested analyses, incl. any requested MS/MSDs	True	
Containers requiring zero headspace have no headspace or bubble is <6mm (1/4").	True	
Multiphasic samples are not present.	True	
Samples do not require splitting or compositing.	True	
Residual Chlorine Checked.	N/A	



Login Sample Receipt Checklist

Client: Albuquerque Metropolitan Arroyo Flood Control Authority

Job Number: 885-7077-1

Login Number: 7077

List Number: 2

Creator: Torrez, Lisandra

List Source: Eurofins Houston

List Creation: 07/02/24 10:56 AM

Question	Answer	Comment
The cooler's custody seal, if present, is intact.	True	
Sample custody seals, if present, are intact.	N/A	
The cooler or samples do not appear to have been compromised or tampered with.	True	
Samples were received on ice.	True	
Cooler Temperature is acceptable.	True	
Cooler Temperature is recorded.	True	
COC is present.	True	
COC is filled out in ink and legible.	True	
COC is filled out with all pertinent information.	True	
Is the Field Sampler's name present on COC?	True	
There are no discrepancies between the containers received and the COC.	True	
Samples are received within Holding Time (excluding tests with immediate HTs)	True	
Sample containers have legible labels.	True	
Containers are not broken or leaking.	True	
Sample collection date/times are provided.	True	
Appropriate sample containers are used.	True	
Sample bottles are completely filled.	True	
Sample Preservation Verified.	True	
There is sufficient vol. for all requested analyses, incl. any requested MS/MSDs	True	
Containers requiring zero headspace have no headspace or bubble is <6mm (1/4").	True	



Login Sample Receipt Checklist

Client: Albuquerque Metropolitan Arroyo Flood Control Authority

Job Number: 885-7077-1

Login Number: 7077

List Number: 4

Creator: Simmons, Jason C

List Source: Eurofins Sacramento

List Creation: 07/02/24 12:15 PM

Question	Answer	Comment
Radioactivity wasn't checked or is <=/ background as measured by a survey meter.	True	
The cooler's custody seal, if present, is intact.	True	Seal
Sample custody seals, if present, are intact.	N/A	
The cooler or samples do not appear to have been compromised or tampered with.	True	
Samples were received on ice.	True	
Cooler Temperature is acceptable.	True	
Cooler Temperature is recorded.	True	3.4c
COC is present.	True	
COC is filled out in ink and legible.	True	
COC is filled out with all pertinent information.	True	
Is the Field Sampler's name present on COC?	N/A	Received project as a subcontract.
There are no discrepancies between the containers received and the COC.	True	
Samples are received within Holding Time (excluding tests with immediate HTs)	True	
Sample containers have legible labels.	True	
Containers are not broken or leaking.	True	
Sample collection date/times are provided.	True	
Appropriate sample containers are used.	True	
Sample bottles are completely filled.	True	
Sample Preservation Verified.	N/A	
There is sufficient vol. for all requested analyses, incl. any requested MS/MSDs	True	
Containers requiring zero headspace have no headspace or bubble is <6mm (1/4").	True	
Multiphasic samples are not present.	True	
Samples do not require splitting or compositing.	True	
Residual Chlorine Checked.	N/A	



Login Sample Receipt Checklist

Client: Albuquerque Metropolitan Arroyo Flood Control Authority

Job Number: 885-7077-1

Login Number: 7077

List Number: 3

Creator: Pinette, Meadow L

List Source: Eurofins St. Louis

List Creation: 07/02/24 01:31 PM

Question	Answer	Comment
Radioactivity wasn't checked or is </= background as measured by a survey meter.	True	
The cooler's custody seal, if present, is intact.	True	
Sample custody seals, if present, are intact.	True	
The cooler or samples do not appear to have been compromised or tampered with.	True	
Samples were received on ice.	N/A	
Cooler Temperature is acceptable.	True	
Cooler Temperature is recorded.	True	
COC is present.	True	
COC is filled out in ink and legible.	True	
COC is filled out with all pertinent information.	True	
Is the Field Sampler's name present on COC?	N/A	
There are no discrepancies between the containers received and the COC.	True	
Samples are received within Holding Time (excluding tests with immediate HTs)	True	
Sample containers have legible labels.	True	
Containers are not broken or leaking.	True	
Sample collection date/times are provided.	True	
Appropriate sample containers are used.	True	
Sample bottles are completely filled.	True	
Sample Preservation Verified.	True	
There is sufficient vol. for all requested analyses, incl. any requested MS/MSDs	True	
Containers requiring zero headspace have no headspace or bubble is <6mm (1/4").	N/A	
Multiphasic samples are not present.	True	
Samples do not require splitting or compositing.	True	
Residual Chlorine Checked.	N/A	



ATTACHMENT 2

**FY 2024 DRY SEASON COMPLETED DATA VERIFICATION AND VALIDATION (V&V)
FORMS**

Attachment 1.1 Water Quality Sample Data Verification and Validation Worksheet

Study Name: Compliance Monitoring Cooperative (CMC)

Year: FY 2024 (December 2023 – Dry Season Sample)

Project Coordinator: For Data Review and Reporting – SJG, BHI

V&V Reviewer: SJG

Data covered by this worksheet: Alameda – 12/13/2023– E. coli Only Sample

Version of Verification/Validation Procedures: QAPP –AMAFCA SOP #5 (7/2022)

Step 1: Verify Field Data

A. Are all Field Data forms present and complete? Yes No

If yes, proceed; if no, attempt to locate missing forms, then indicate any remaining missing forms and action taken.

Missing Field Data Forms	Action Taken
_____	_____
_____	_____

Total number of occurrences: 0

B. Are station name and ID, and sampling date and time on forms consistent with database? Yes No

If yes, proceed; if no, indicate errors identified, correct errors in database and re-verify.

Station and Parameter	Action Taken	Re-verified?
_____	_____	_____
_____	_____	_____

Total number of occurrences: 0

C. Are field data on forms consistent with database? Yes No

If yes, proceed; if no, indicate errors identified, correct errors in database and re-verify.

Station	Sampling Date	Parameter(s) Corrected	Re-verified?
_____	_____	_____	_____
_____	_____	_____	_____

Total number of occurrences: 0

D. Are RIDs correct and associated with the correct analytical suite, media subdivision (e.g. surface water, municipal waste, etc.) and activity type (e.g. Field observation, Routine sample, QA sample etc.)?

Yes No

If yes, proceed; if no, indicate errors identified, correct errors in database and re-verify

Station/RID	Sampling Date	RID Corrected	Re-verified?

Total number of occurrences: 0

Step 1 Completed Initials: SJG Date: 2/6/2024

Step 2: Verify Data Deliverables

A. Have all data in question been delivered? Yes No

If yes, proceed; if no, indicate RIDs with missing data (samples or blanks) or attach report with applicable RIDs highlighted. Contact data source and indicate action taken. Complete this step upon receipt of all missing data.

RID	Submittal Date	Missing Data/Parameters	Date of Initial Verification	Date Missing Data Were Received

Total number of occurrences: 0

B. Do all of the analytical suites have the correct number and type of analytes. Yes No

If yes, proceed; if no, indicate RIDs with missing or incorrect analyte(s) or attach report with applicable RIDs highlighted. Contact data source and indicate action taken.

RID	Submittal Date	Missing or Incorrect Parameters	Action Taken	Re-verified?

Step 2 Completed Initials: SJG Date: 2/6/2024

Step 3: Verify Flow Data

*Note – Not Applicable – no flow data provided with CMC sample collection

A. Identify incorrect or missing data on the flow calculation spreadsheet and correct errors.

Station	Sampling Date	Flow data missing or incorrect?
_____	_____	_____
_____	_____	_____

Total number of occurrences: 0

B. Identify incorrect or missing discharge measurements, correct errors in database and re-verify.

Station	Sampling Date	Flow data missing or incorrect?	Re-verified?
_____	_____	_____	_____
_____	_____	_____	_____

Total number of occurrences: 0

Not Applicable
 Step 3 Completed *Initials: SJG Date: 2/6/2024*

Step 4: Verify Analytical Results for Missing Information or Questionable Results

Were any results with missing/questionable information identified? Yes No

If no, proceed; if yes, indicate results with missing information or questionable results or attach report. Contact data source and indicate action taken. Complete this step upon receipt of missing information or clarification of questionable results (clarify questionable results only, DO NOT change results without written approval (from lab or QA officer) and associated documentation).

RID	Sample Date	Missing or Questionable Information/Results	Action Taken
_____	_____	_____	_____

Total number of occurrences: 0

Step 4 Completed *Initials: SJG Date: 2/6/2024*

Step 5: Validate Blanks Results

Were any analytes of concern detected in blank samples? Yes No

If no, proceed; if yes, list results that need to have validation codes applied in the database save these results as an excel file and forward to QA officer or Program Manager, with a request to add appropriate validation codes to database. Complete this step after verifying that validation codes have been added to database correctly.

RID	Sample Date	Parameter	[Blank]	[Sample]	Validation Code/Flag Applied	Code/Flag verified in database? *

*See validation procedures to determine which associated data need to be flagged and include on *Validation Codes Form*.

Total number of occurrences: 0

Step 5 Completed *Initials: SJJ Date: 2/6/2024*

Step 6: Validate Holding Times Violations

Were any samples submitted that did not meet specified holding times? Yes No

If no, proceed; if yes, list results that need to have validation codes applied in the database save these results as an excel file and forward to QA officer or Program Manager with a request to add appropriate validation codes to database. Complete this step after verifying that validation codes/flags have been added to database.

RID	Sample Date	Parameter	[Blank]	[Sample]	Validation Code/Flag Applied	Code/Flag verified in database to ALL associated data?*

*See validation procedures to determine which associated data need to be flagged.

Total number of occurrences: 0

Step 6 Completed *Initials: SJJ Date: 2/6/2024*

Step 7: Validate Replicate/Duplicate Results (if applicable)

Were any replicate/duplicate pairs submitted outside of the established control limit of 20%?

Yes No

If no, proceed; if yes, list results that need to have validation codes applied in the database save these results as an excel file and forward to QA officer or Program Manager with a request to add appropriate validation codes to database. Complete this step after verifying that validation codes/flags have been added to database.

RID Pairs	Replicate or Duplicate?	Sample Date	Parameter	RPD	Validation Code/Flag Applied	Code/Flag verified in database applied?*

N/A – no duplicate/replicate results

Total number of occurrences: 0

Step 7 Completed *Initials: SJG Date: 2/6/2024*

After all of the above steps have been completed, save and print the worksheet, attach all applicable supplemental information and sign below.

I acknowledge that the data verification and validation process has been completed for the data identified above in accordance with the procedures described in the CMC QAPP, SOP #2



2/6/24

 Data Verifier/Validator Signature

 Date

COMPLETION OF DATA VERIFICATION AND VALIDATION PROCESS

Once the data verification and validation process has been completed for the entire study (note: if the worksheet is for a subset of the data from a study, be sure ALL the data for the entire study is included before final completion of the data verification and validation process), notify the NMSQUID administrator that the process is complete and request that “V V in STORET” be added to the project title.

Once all data have been verified and validated for a study provide copies of ALL *Data Verification and Validation Worksheets* and attachments associated with the study to the Quality Assurance Officer and retain originals in the project binder.

Attachment 1.2 SWQB Validation Codes

When deficiencies are identified through the data verification and validation process, AMAFCA documents or “flags” the deficiencies by assigning validation codes. All data collected from the last compliant QC sample and up to the next compliant QC sample are assigned validation codes. The validation code alerts the data user that the results are outside QA control limits and may require re-sampling or a separate, qualitative analysis based on professional judgment.

Validation Code	Definition	WQX Equivalent
A1	Sample not collected according to SOP	
B1	Chemical was detected in the field blank at a concentration less than 5% of the sample concentration.	
BN	Blanks NOT collected during sampling run	
BU	Detection in blank. Analyte was not detected in this sample above the method's sample detection limit.	BU
RB1	Chemical was detected in the field blank at a concentration greater than or equal to 5% of the sample concentration. Results for this sample are rejected because they may be the result of contamination; the results may not be reported or used for regulatory compliance purposes.	B
R1	Rejected due to incorrect sample preservation	R
R2	Rejected due to equipment failure in the field	R
R3	Rejected based on best professional judgment	R
D1	Spike recovery not within method acceptance limits	
F1	Sample filter time exceeded	
J1	Estimated: the analyte was positively identified and the associated value is an approximate concentration of the analyte in the sample	J
K1	Holding time violation	H
Ea	Estimated-Incubation temperature between 35.5 and 38.0° Celsius	
Er	Rejected-Incubation temperature < 34.5 or >38.0° Celsius	
PD1	Percent difference between duplicate samples excessive	
S1	Per SLD, uncertainties (sigmas) are expressed as one standard deviation, i.e. one standard error. Small negative or positive values that are less than two standard deviations should be interpreted as “less than the detection limit.”	
S2	Data are suspect but deemed usable based on best professional judgment; documentation of justification is required and should be included in the Data Verification and Validation Packet and reported with results	
Z1	Macroinvertebrate data did not meet QC criteria specified in Section 2.5 of QAPP	
H1	Habitat data did not meet QC criteria specified in Section 2.5 of QAPP	

Attachment 1.1 Water Quality Sample Data Verification and Validation Worksheet

Study Name: Compliance Monitoring Cooperative (CMC)

Year: FY 2024 (December 2023 – Dry Season Sample)

Project Coordinator: For Data Review and Reporting – SJG, BHI

V&V Reviewer: SJG

Data covered by this worksheet: Rio Grande North – 12/13/2023

Version of Verification/Validation Procedures: QAPP –AMAFCA SOP #5 (7/2022)

Step 1: Verify Field Data

A. Are all Field Data forms present and complete? Yes No

If yes, proceed; if no, attempt to locate missing forms, then indicate any remaining missing forms and action taken.

Missing Field Data Forms	Action Taken
_____	_____
_____	_____

Total number of occurrences: 0

B. Are station name and ID, and sampling date and time on forms consistent with database? Yes No

If yes, proceed; if no, indicate errors identified, correct errors in database and re-verify.

Station and Parameter	Action Taken	Re-verified?
_____	_____	_____
_____	_____	_____

Total number of occurrences: 0

C. Are field data on forms consistent with database? Yes No

If yes, proceed; if no, indicate errors identified, correct errors in database and re-verify.

Station	Sampling Date	Parameter(s) Corrected	Re-verified?
_____	_____	_____	_____
_____	_____	_____	_____

Total number of occurrences: 0

D. Are RIDs correct and associated with the correct analytical suite, media subdivision (e.g. surface water, municipal waste, etc.) and activity type (e.g. Field observation, Routine sample, QA sample etc.)?

Yes No

If yes, proceed; if no, indicate errors identified, correct errors in database and re-verify

Station/RID	Sampling Date	RID Corrected	Re-verified?

Total number of occurrences: 0

Step 1 Completed *Initials: SJK* *Date: 12/12/2024*

Step 2: Verify Data Deliverables

A. Have all data in question been delivered? Yes No

If yes, proceed; if no, indicate RIDs with missing data (samples or blanks) or attach report with applicable RIDs highlighted. Contact data source and indicate action taken. Complete this step upon receipt of all missing data.

RID	Submittal Date	Missing Data/Parameters	Date of Initial Verification	Date Missing Data Were Received

Total number of occurrences: 0

B. Do all of the analytical suites have the correct number and type of analytes. Yes No

If yes, proceed; if no, indicate RIDs with missing or incorrect analyte(s) or attach report with applicable RIDs highlighted. Contact data source and indicate action taken.

RID	Submittal Date	Missing or Incorrect Parameters	Action Taken	Re-verified?

Total number of occurrences: 0

Step 2 Completed *Initials: SJJ Date: 2/12/2024*

Step 3: Verify Flow Data

*Note – Not Applicable – no flow data provided with CMC sample collection

A. Identify incorrect or missing data on the flow calculation spreadsheet and correct errors.

Station	Sampling Date	Flow data missing or incorrect?

Total number of occurrences: 0

B. Identify incorrect or missing discharge measurements, correct errors in database and re-verify.

Station	Sampling Date	Flow data missing or incorrect?	Re-verified?

Total number of occurrences: 0

Not Applicable
 Step 3 Completed *Initials: SJJ Date: 2/12/2024*

Step 4: Verify Analytical Results for Missing Information or Questionable Results

Were any results with missing/questionable information identified? Yes No

If no, proceed; if yes, indicate results with missing information or questionable results or attach report. Contact data source and indicate action taken. Complete this step upon receipt of missing information or clarification of questionable results (clarify questionable results only, DO NOT change results without written approval (from lab or QA officer) and associated documentation).

RID	Sample Date	Missing or Questionable Information/Results	Action Taken
Rio Grande North	12/13/2023	Lab report lists two Total Phosphorous results and the dissolved	BHI emailed AMAFCA on 2/7/24 and added note to the lab report.

		and total are not clear in the reporting.	
--	--	---	--

Eurofins lab report number 2312898.

Total number of occurrences: 1

Step 4 Completed *Initials: SJK Date: 2/12/2024*

Step 5: Validate Blanks Results

Were any analytes of concern detected in blank samples? Yes No

If no, proceed; if yes, list results that need to have validation codes applied in the database save these results as an excel file and forward to QA officer or Program Manager, with a request to add appropriate validation codes to database. Complete this step after verifying that validation codes have been added to database correctly.

RID	Sample Date	Parameter	[Blank]	[Sample]	Validation Code/Flag Applied	Code/Flag verified in database? *

*See validation procedures to determine which associated data need to be flagged and include on *Validation Codes Form*.

Total number of occurrences: 0

Step 5 Completed *Initials: SJK Date: 2/12/2024*

Step 6: Validate Holding Times Violations

Were any samples submitted that did not meet specified holding times? Yes No

If no, proceed; if yes, list results that need to have validation codes applied in the database save these results as an excel file and forward to QA officer or Program Manager with a request to add appropriate validation codes to database. Complete this step after verifying that validation codes/flags have been added to database.

RID	Sample Date	Parameter	[Blank]	[Sample]	Validation Code/Flag Applied	Code/Flag verified in database to ALL associated data?*

*See validation procedures to determine which associated data need to be flagged.

*Note – Lab reports lists pH with hold time flag. Database uses field data reported pH, so this is hold time is not applicable.

The BOD has a hold time flag. The Rio Grande North sample was held until the CMC was sure the monitoring event was a qualifying storm event. This led to the hold time flag for BOD.

Total number of occurrences: 0

Step 6 Completed *Initials: SJJ Date: 2/12/2024*

Step 7: Validate Replicate/Duplicate Results (if applicable)

Were any replicate/duplicate pairs submitted outside of the established control limit of 20%?

Yes No

If no, proceed; if yes, list results that need to have validation codes applied in the database save these results as an excel file and forward to QA officer or Program Manager with a request to add appropriate validation codes to database. Complete this step after verifying that validation codes/flags have been added to database.

RID Pairs	Replicate or Duplicate?	Sample Date	Parameter	RPD	Validation Code/Flag Applied	Code/Flag verified in database applied?*

Total number of occurrences: 0

Step 7 Completed *Initials: SJJ Date: 2/12/2024*

After all of the above steps have been completed, save and print the worksheet, attach all applicable supplemental information and sign below.

I acknowledge that the data verification and validation process has been completed for the data identified above in accordance with the procedures described in the CMC QAPP, SOP #2



2/12/24

 Data Verifier/Validator Signature

 Date

COMPLETION OF DATA VERIFICATION AND VALIDATION PROCESS

Once the data verification and validation process has been completed for the entire study (note: if the worksheet is for a subset of the data from a study, be sure ALL the data for the entire study is included before final completion of the data verification and validation process), notify the NMSQUID administrator that the process is complete and request that "V V in STORET" be added to the project title.

Once all data have been verified and validated for a study provide copies of ALL *Data Verification and Validation Worksheets* and attachments associated with the study to the Quality Assurance Officer and retain originals in the project binder.

Attachment 1.2 SWQB Validation Codes

When deficiencies are identified through the data verification and validation process, AMAFCA documents or “flags” the deficiencies by assigning validation codes. All data collected from the last compliant QC sample and up to the next compliant QC sample are assigned validation codes. The validation code alerts the data user that the results are outside QA control limits and may require re-sampling or a separate, qualitative analysis based on professional judgment.

Validation Code	Definition	WQX Equivalent
A1	Sample not collected according to SOP	
B1	Chemical was detected in the field blank at a concentration less than 5% of the sample concentration.	
BN	Blanks NOT collected during sampling run	
BU	Detection in blank. Analyte was not detected in this sample above the method's sample detection limit.	BU
RB1	Chemical was detected in the field blank at a concentration greater than or equal to 5% of the sample concentration. Results for this sample are rejected because they may be the result of contamination; the results may not be reported or used for regulatory compliance purposes.	B
R1	Rejected due to incorrect sample preservation	R
R2	Rejected due to equipment failure in the field	R
R3	Rejected based on best professional judgment	R
D1	Spike recovery not within method acceptance limits	
F1	Sample filter time exceeded	
J1	Estimated: the analyte was positively identified and the associated value is an approximate concentration of the analyte in the sample	J
K1	Holding time violation	H
Ea	Estimated-Incubation temperature between 35.5 and 38.0° Celsius	
Er	Rejected-Incubation temperature < 34.5 or >38.0° Celsius	
PD1	Percent difference between duplicate samples excessive	
S1	Per SLD, uncertainties (sigmas) are expressed as one standard deviation, i.e. one standard error. Small negative or positive values that are less than two standard deviations should be interpreted as “less than the detection limit.”	
S2	Data are suspect but deemed usable based on best professional judgment; documentation of justification is required and should be included in the Data Verification and Validation Packet and reported with results	
Z1	Macroinvertebrate data did not meet QC criteria specified in Section 2.5 of QAPP	
H1	Habitat data did not meet QC criteria specified in Section 2.5 of QAPP	

Attachment 1.1 Water Quality Sample Data Verification and Validation Worksheet

Study Name: Compliance Monitoring Cooperative (CMC)

Year: FY 2024 (December 2023 – Dry Season Sample)

Project Coordinator: For Data Review and Reporting – SJG, BHI

V&V Reviewer: SJG

Data covered by this worksheet: Rio Grande South – 12/14/2023

Version of Verification/Validation Procedures: QAPP –AMAFCA SOP #5 (7/2022)

Step 1: Verify Field Data

A. Are all Field Data forms present and complete? Yes No

If yes, proceed; if no, attempt to locate missing forms, then indicate any remaining missing forms and action taken.

Missing Field Data Forms	Action Taken
_____	_____
_____	_____

Total number of occurrences: 0

B. Are station name and ID, and sampling date and time on forms consistent with database? Yes No

If yes, proceed; if no, indicate errors identified, correct errors in database and re-verify.

Station and Parameter	Action Taken	Re-verified?
_____	_____	_____
_____	_____	_____

Total number of occurrences: 0

C. Are field data on forms consistent with database? Yes No

If yes, proceed; if no, indicate errors identified, correct errors in database and re-verify.

Station	Sampling Date	Parameter(s) Corrected	Re-verified?
_____	_____	_____	_____
_____	_____	_____	_____

Total number of occurrences: 0

D. Are RIDs correct and associated with the correct analytical suite, media subdivision (e.g. surface water, municipal waste, etc.) and activity type (e.g. Field observation, Routine sample, QA sample etc.)?

Yes No

If yes, proceed; if no, indicate errors identified, correct errors in database and re-verify

Station/RID	Sampling Date	RID Corrected	Re-verified?

Total number of occurrences: 0

Step 1 Completed *Initials: SJK* *Date: 2/12/2024*

Step 2: Verify Data Deliverables

A. Have all data in question been delivered? Yes No

If yes, proceed; if no, indicate RIDs with missing data (samples or blanks) or attach report with applicable RIDs highlighted. Contact data source and indicate action taken. Complete this step upon receipt of all missing data.

RID	Submittal Date	Missing Data/Parameters	Date of Initial Verification	Date Missing Data Were Received

Total number of occurrences: 0

B. Do all of the analytical suites have the correct number and type of analytes. Yes No

If yes, proceed; if no, indicate RIDs with missing or incorrect analyte(s) or attach report with applicable RIDs highlighted. Contact data source and indicate action taken.

RID	Submittal Date	Missing or Incorrect Parameters	Action Taken	Re-verified?

Step 2 Completed *Initials: SJJ Date: 2/12/2024*

Step 3: Verify Flow Data

*Note – Not Applicable – no flow data provided with CMC sample collection

A. Identify incorrect or missing data on the flow calculation spreadsheet and correct errors.

Station	Sampling Date	Flow data missing or incorrect?

Total number of occurrences: 0

B. Identify incorrect or missing discharge measurements, correct errors in database and re-verify.

Station	Sampling Date	Flow data missing or incorrect?	Re-verified?

Total number of occurrences: 0

Not Applicable
 Step 3 Completed *Initials: SJJ Date: 2/12/2024*

Step 4: Verify Analytical Results for Missing Information or Questionable Results

Were any results with missing/questionable information identified? Yes No

If no, proceed; if yes, indicate results with missing information or questionable results or attach report. Contact data source and indicate action taken. Complete this step upon receipt of missing information or clarification of questionable results (clarify questionable results only, DO NOT change results without written approval (from lab or QA officer) and associated documentation).

RID	Sample Date	Missing or Questionable Information/Results	Action Taken
Rio Grande South	12/14/2023	Lab report lists two Total Phosphorous results and the dissolved	BHI emailed AMAFCA on 2/7/24 and BHI added note to the lab report.

		and total are not clear in the reporting.	
Rio Grande South	<u>12/14/2023</u>	Lab report has mis-labeled the Rio Grande South Semivolatiles data as Rio Grande North.	BHI emailed AMAFCA on 2/7/24 to ask that they clarify this with the lab and BHI added note to the lab report.

*Note – Eurofins lab report number 2312898.

Total number of occurrences: 2

Step 4 Completed *Initials: SJG Date: 2/12/2024*

Step 5: Validate Blanks Results

Were any analytes of concern detected in blank samples? Yes No

If no, proceed; if yes, list results that need to have validation codes applied in the database save these results as an excel file and forward to QA officer or Program Manager, with a request to add appropriate validation codes to database. Complete this step after verifying that validation codes have been added to database correctly.

RID	Sample Date	Parameter	[Blank]	[Sample]	Validation Code/Flag Applied	Code/Flag verified in database? *

*See validation procedures to determine which associated data need to be flagged and include on *Validation Codes Form*.

Total number of occurrences: 0

Step 5 Completed *Initials: SJG Date: 2/12/2024*

Step 6: Validate Holding Times Violations

Were any samples submitted that did not meet specified holding times? Yes No

If no, proceed; if yes, list results that need to have validation codes applied in the database save these results as an excel file and forward to QA officer or Program Manager with a request to add appropriate validation codes to database. Complete this step after verifying that validation codes/flags have been added to database.

RID	Sample Date	Parameter	[Blank]	[Sample]	Validation Code/Flag Applied	Code/Flag verified in database to ALL associated data?*

*See validation procedures to determine which associated data need to be flagged.
 *Note – Lab reports lists pH with hold time flag. Database uses field data reported pH, so this is hold time is not applicable.
Total number of occurrences: 0

Step 6 Completed Initials: SJG Date: 2/12/2024

Step 7: Validate Replicate/Duplicate Results (if applicable)

Were any replicate/duplicate pairs submitted outside of the established control limit of 20%?

Yes No

If no, proceed; if yes, list results that need to have validation codes applied in the database save these results as an excel file and forward to QA officer or Program Manager with a request to add appropriate validation codes to database. Complete this step after verifying that validation codes/flags have been added to database.

RID Pairs	Replicate or Duplicate?	Sample Date	Parameter	RPD	Validation Code/Flag Applied	Code/Flag verified in database applied?*

Total number of occurrences: 0

Step 7 Completed Initials: SJG Date: 2/12/2024

After all of the above steps have been completed, save and print the worksheet, attach all applicable supplemental information and sign below.

I acknowledge that the data verification and validation process has been completed for the data identified above in accordance with the procedures described in the CMC QAPP, SOP #2



2/12/24

 Data Verifier/Validator Signature

 Date

COMPLETION OF DATA VERIFICATION AND VALIDATION PROCESS

Once the data verification and validation process has been completed for the entire study (note: if the worksheet is for a subset of the data from a study, be sure ALL the data for the entire study is included before final completion of the data verification and validation process), notify the NMSQUID administrator that the process is complete and request that "V V in STORET" be added to the project title.

Once all data have been verified and validated for a study provide copies of ALL *Data Verification and Validation Worksheets* and attachments associated with the study to the Quality Assurance Officer and retain originals in the project binder.

Attachment 1.2 SWQB Validation Codes

When deficiencies are identified through the data verification and validation process, AMAFCA documents or “flags” the deficiencies by assigning validation codes. All data collected from the last compliant QC sample and up to the next compliant QC sample are assigned validation codes. The validation code alerts the data user that the results are outside QA control limits and may require re-sampling or a separate, qualitative analysis based on professional judgment.

Validation Code	Definition	WQX Equivalent
A1	Sample not collected according to SOP	
B1	Chemical was detected in the field blank at a concentration less than 5% of the sample concentration.	
BN	Blanks NOT collected during sampling run	
BU	Detection in blank. Analyte was not detected in this sample above the method's sample detection limit.	BU
RB1	Chemical was detected in the field blank at a concentration greater than or equal to 5% of the sample concentration. Results for this sample are rejected because they may be the result of contamination; the results may not be reported or used for regulatory compliance purposes.	B
R1	Rejected due to incorrect sample preservation	R
R2	Rejected due to equipment failure in the field	R
R3	Rejected based on best professional judgment	R
D1	Spike recovery not within method acceptance limits	
F1	Sample filter time exceeded	
J1	Estimated: the analyte was positively identified and the associated value is an approximate concentration of the analyte in the sample	J
K1	Holding time violation	H
Ea	Estimated-Incubation temperature between 35.5 and 38.0° Celsius	
Er	Rejected-Incubation temperature < 34.5 or >38.0° Celsius	
PD1	Percent difference between duplicate samples excessive	
S1	Per SLD, uncertainties (sigmas) are expressed as one standard deviation, i.e. one standard error. Small negative or positive values that are less than two standard deviations should be interpreted as “less than the detection limit.”	
S2	Data are suspect but deemed usable based on best professional judgment; documentation of justification is required and should be included in the Data Verification and Validation Packet and reported with results	
Z1	Macroinvertebrate data did not meet QC criteria specified in Section 2.5 of QAPP	
H1	Habitat data did not meet QC criteria specified in Section 2.5 of QAPP	

Attachment 1.1 Water Quality Sample Data Verification and Validation Worksheet

Study Name: Compliance Monitoring Cooperative (CMC)

Year: FY 2024 (June 2024 – Dry Season Sample)

Project Coordinator: For Data Review and Reporting – SJG, BHI

V&V Reviewer: SJG

Data covered by this worksheet: Rio Grande South – 6/27/2024

Version of Verification/Validation Procedures: QAPP –AMAFCA SOP #5 (7/2022)

Step 1: Verify Field Data

A. Are all Field Data forms present and complete? Yes No

If yes, proceed; if no, attempt to locate missing forms, then indicate any remaining missing forms and action taken.

Missing Field Data Forms	Action Taken
_____	_____
_____	_____

Total number of occurrences: 0

B. Are station name and ID, and sampling date and time on forms consistent with database? Yes No

If yes, proceed; if no, indicate errors identified, correct errors in database and re-verify.

Station and Parameter	Action Taken	Re-verified?
_____	_____	_____
_____	_____	_____

Total number of occurrences: 0

C. Are field data on forms consistent with database? Yes No

If yes, proceed; if no, indicate errors identified, correct errors in database and re-verify.

Station	Sampling Date	Parameter(s) Corrected	Re-verified?
_____	_____	_____	_____
_____	_____	_____	_____

Total number of occurrences: 0

D. Are RIDs correct and associated with the correct analytical suite, media subdivision (e.g. surface water, municipal waste, etc.) and activity type (e.g. Field observation, Routine sample, QA sample etc.)?

Yes No

If yes, proceed; if no, indicate errors identified, correct errors in database and re-verify

Station/RID	Sampling Date	RID Corrected	Re-verified?

Total number of occurrences: 0

Step 1 Completed *Initials: SJK Date: 8/23/2024*

Step 2: Verify Data Deliverables

A. Have all data in question been delivered? Yes No

If yes, proceed; if no, indicate RIDs with missing data (samples or blanks) or attach report with applicable RIDs highlighted. Contact data source and indicate action taken. Complete this step upon receipt of all missing data.

RID	Submittal Date	Missing Data/Parameters	Date of Initial Verification	Date Missing Data Were Received

Total number of occurrences: 0

B. Do all of the analytical suites have the correct number and type of analytes. Yes No

If yes, proceed; if no, indicate RIDs with missing or incorrect analyte(s) or attach report with applicable RIDs highlighted. Contact data source and indicate action taken.

RID	Submittal Date	Missing or Incorrect Parameters	Action Taken	Re-verified?
		Refer to Step 4 for list and missing analytes.		

Step 2 Completed *Initials: SJK Date: 8/23/2024*

Step 3: Verify Flow Data

*Note – Not Applicable – no flow data provided with CMC sample collection

A. Identify incorrect or missing data on the flow calculation spreadsheet and correct errors.

Station	Sampling Date	Flow data missing or incorrect?

Total number of occurrences: 0

B. Identify incorrect or missing discharge measurements, correct errors in database and re-verify.

Station	Sampling Date	Flow data missing or incorrect?	Re-verified?

Total number of occurrences: 0

Not Applicable
 Step 3 Completed Initials: SJG Date: 8/23/2024

Step 4: Verify Analytical Results for Missing Information or Questionable Results

Were any results with missing/questionable information identified? Yes No

If no, proceed; if yes, indicate results with missing information or questionable results or attach report. Contact data source and indicate action taken. Complete this step upon receipt of missing information or clarification of questionable results (clarify questionable results only, DO NOT change results without written approval (from lab or QA officer) and associated documentation).

RID	Sample Date	Missing or Questionable Information/Results	Action Taken
Rio Grande South	6/27/2024	DO field data, collection protocol may have resulted in low DO reading.	Have reached out to the sampler there was a delay during sampling that could account for the low DO reading.
Rio Grande South	6/27/2024	Lab report did not include results for Ammonia (mg/L as N)	Notified AMAFCA (CMC member) of the missing parameter.

Rio Grande South	6/27/2024	Lab report did not include results for Benzo[a]pyrene	Notified AMAFCA (CMC member) of the missing parameter.
------------------	-----------	---	--

*Note – Eurofins Job ID: 885-7077-1.

Total number of occurrences: 3

Step 4 Completed *Initials: SJJ Date: 8/23/2024*

Step 5: Validate Blanks Results

Were any analytes of concern detected in blank samples? Yes No

If no, proceed; if yes, list results that need to have validation codes applied in the database save these results as an excel file and forward to QA officer or Program Manager, with a request to add appropriate validation codes to database. Complete this step after verifying that validation codes have been added to database correctly.

RID	Sample Date	Parameter	[Blank]	[Sample]	Validation Code/Flag Applied	Code/Flag verified in database? *

*See validation procedures to determine which associated data need to be flagged and include on *Validation Codes Form*.

Total number of occurrences: 0

Step 5 Completed *Initials: SJJ Date: 8/23/2024*

Step 6: Validate Holding Times Violations

Were any samples submitted that did not meet specified holding times? Yes No

If no, proceed; if yes, list results that need to have validation codes applied in the database save these results as an excel file and forward to QA officer or Program Manager with a request to add appropriate validation codes to database. Complete this step after verifying that validation codes/flags have been added to database.

RID	Sample Date	Parameter	[Blank]	[Sample]	Validation Code/Flag Applied	Code/Flag verified in database to ALL associated data?*

Rio Grande South	6/27/2024	Tetrahydrofuran		yes	H	Yes
Rio Grande South	6/27/2024	Dieldrin		yes	H	Yes

*See validation procedures to determine which associated data need to be flagged.

*Note – Lab reports lists pH with hold time flag. Database uses field data reported pH, so this is hold time is not applicable.

Total number of occurrences: 2

Step 6 Completed *Initials: SJJ Date: 8/23/2024*

Step 7: Validate Replicate/Duplicate Results (if applicable)

Were any replicate/duplicate pairs submitted outside of the established control limit of 20%?

Yes No

If no, proceed; if yes, list results that need to have validation codes applied in the database save these results as an excel file and forward to QA officer or Program Manager with a request to add appropriate validation codes to database. Complete this step after verifying that validation codes/flags have been added to database.

RID Pairs		Replicate or Duplicate?	Sample Date	Parameter	RPD	Validation Code/Flag Applied	Code/Flag verified in database applied?*
Rio Grande South	Lab Duplicate	Lab Duplicate	6/27/2024	Dieldrin		yes	*+
Rio Grande South	Lab Duplicate	Lab Duplicate	6/27/2024	5 Semivolatile Organic Compounds		yes	*+

Total number of occurrences: 6

Step 7 Completed *Initials: SJJ Date: 8/23/2024*

After all of the above steps have been completed, save and print the worksheet, attach all applicable supplemental information and sign below.

I acknowledge that the data verification and validation process has been completed for the data identified above in accordance with the procedures described in the CMC QAPP, SOP #2



8/23/2024

Data Verifier/Validator Signature

Date

COMPLETION OF DATA VERIFICATION AND VALIDATION PROCESS

Once the data verification and validation process has been completed for the entire study (note: if the worksheet is for a subset of the data from a study, be sure ALL the data for the entire study is included before final completion of the data verification and validation process), notify the NMSQUID administrator that the process is complete and request that “V V in STORET” be added to the project title.

Once all data have been verified and validated for a study provide copies of ALL *Data Verification and Validation Worksheets* and attachments associated with the study to the Quality Assurance Officer and retain originals in the project binder.

Attachment 1.2 SWQB Validation Codes

When deficiencies are identified through the data verification and validation process, AMAFCA documents or “flags” the deficiencies by assigning validation codes. All data collected from the last compliant QC sample and up to the next compliant QC sample are assigned validation codes. The validation code alerts the data user that the results are outside QA control limits and may require re-sampling or a separate, qualitative analysis based on professional judgment.

Validation Code	Definition	WQX Equivalent
A1	Sample not collected according to SOP	
B1	Chemical was detected in the field blank at a concentration less than 5% of the sample concentration.	
BN	Blanks NOT collected during sampling run	
BU	Detection in blank. Analyte was not detected in this sample above the method's sample detection limit.	BU
RB1	Chemical was detected in the field blank at a concentration greater than or equal to 5% of the sample concentration. Results for this sample are rejected because they may be the result of contamination; the results may not be reported or used for regulatory compliance purposes.	B
R1	Rejected due to incorrect sample preservation	R
R2	Rejected due to equipment failure in the field	R
R3	Rejected based on best professional judgment	R
D1	Spike recovery not within method acceptance limits	
F1	Sample filter time exceeded	
J1	Estimated: the analyte was positively identified and the associated value is an approximate concentration of the analyte in the sample	J
K1	Holding time violation	H
Ea	Estimated-Incubation temperature between 35.5 and 38.0° Celsius	
Er	Rejected-Incubation temperature < 34.5 or >38.0° Celsius	
PD1	Percent difference between duplicate samples excessive	
S1	Per SLD, uncertainties (sigmas) are expressed as one standard deviation, i.e. one standard error. Small negative or positive values that are less than two standard deviations should be interpreted as “less than the detection limit.”	
S2	Data are suspect but deemed usable based on best professional judgment; documentation of justification is required and should be included in the Data Verification and Validation Packet and reported with results	
Z1	Macroinvertebrate data did not meet QC criteria specified in Section 2.5 of QAPP	
H1	Habitat data did not meet QC criteria specified in Section 2.5 of QAPP	

Attachment 1.1 Water Quality Sample Data Verification and Validation Worksheet

Study Name: Compliance Monitoring Cooperative (CMC)

Year: FY 2024 (June 2024 – Dry Season Sample)

Project Coordinator: For Data Review and Reporting – SJG, BHI

V&V Reviewer: SJG

Data covered by this worksheet: Rio Grande (RG) North – 6/26/2024

Version of Verification/Validation Procedures: QAPP –AMAFCA SOP #5 (7/2022)

Step 1: Verify Field Data

A. Are all Field Data forms present and complete? Yes No

If yes, proceed; if no, attempt to locate missing forms, then indicate any remaining missing forms and action taken.

Missing Field Data Forms	Action Taken
_____	_____
_____	_____

Total number of occurrences: 0

B. Are station name and ID, and sampling date and time on forms consistent with database? Yes No

If yes, proceed; if no, indicate errors identified, correct errors in database and re-verify.

Station and Parameter	Action Taken	Re-verified?
_____	_____	_____
_____	_____	_____

Total number of occurrences: 0

C. Are field data on forms consistent with database? Yes No

If yes, proceed; if no, indicate errors identified, correct errors in database and re-verify.

Station	Sampling Date	Parameter(s) Corrected	Re-verified?
_____	_____	_____	_____
_____	_____	_____	_____

Total number of occurrences: 0

D. Are RIDs correct and associated with the correct analytical suite, media subdivision (e.g. surface water, municipal waste, etc.) and activity type (e.g. Field observation, Routine sample, QA sample etc.)?

Yes No

If yes, proceed; if no, indicate errors identified, correct errors in database and re-verify

Station/RID	Sampling Date	RID Corrected	Re-verified?

Total number of occurrences: 0

Step 1 Completed Initials: SJG Date: 8/21/2024

Step 2: Verify Data Deliverables

A. Have all data in question been delivered? Yes No

If yes, proceed; if no, indicate RIDs with missing data (samples or blanks) or attach report with applicable RIDs highlighted. Contact data source and indicate action taken. Complete this step upon receipt of all missing data.

RID	Submittal Date	Missing Data/Parameters	Date of Initial Verification	Date Missing Data Were Received

Total number of occurrences: 0

B. Do all of the analytical suites have the correct number and type of analytes. Yes No

If yes, proceed; if no, indicate RIDs with missing or incorrect analyte(s) or attach report with applicable RIDs highlighted. Contact data source and indicate action taken.

RID	Submittal Date	Missing or Incorrect Parameters	Action Taken	Re-verified?
		Refer to Step 4 for list and missing analytes.		

Total number of occurrences: 0

Step 2 Completed Initials: SJG Date: 8/21/2024

Step 3: Verify Flow Data

*Note – Not Applicable – no flow data provided with CMC sample collection

A. Identify incorrect or missing data on the flow calculation spreadsheet and correct errors.

Station	Sampling Date	Flow data missing or incorrect?

Total number of occurrences: 0

B. Identify incorrect or missing discharge measurements, correct errors in database and re-verify.

Station	Sampling Date	Flow data missing or incorrect?	Re-verified?

Total number of occurrences: 0

Not Applicable
 Step 3 Completed Initials: SJG Date: 8/21/2024

Step 4: Verify Analytical Results for Missing Information or Questionable Results

Were any results with missing/questionable information identified? Yes No

If no, proceed; if yes, indicate results with missing information or questionable results or attach report. Contact data source and indicate action taken. Complete this step upon receipt of missing information or clarification of questionable results (clarify questionable results only, DO NOT change results without written approval (from lab or QA officer) and associated documentation).

RID	Sample Date	Missing or Questionable Information/Results	Action Taken
Rio Grande North	6/26/2024	DO field data, collection protocol may have resulted in low DO reading.	Have reached out to the sampler there was a delay during sampling that could account for the low DO reading.
Rio Grande North	6/26/2024	Lab report did not include results for Ammonia (mg/L as N)	Notified AMAFCA (CMC member) of the missing parameter.
Rio Grande North	6/26/2024	Lab report did not include results for Benzo[a]pyrene	Notified AMAFCA (CMC member) of the missing parameter.

Eurofins Job ID: 885-7077-1.

Total number of occurrences: 3

Step 4 Completed *Initials: SJK Date: 8/21/2024*

Step 5: Validate Blanks Results

Were any analytes of concern detected in blank samples? Yes No

If no, proceed; if yes, list results that need to have validation codes applied in the database save these results as an excel file and forward to QA officer or Program Manager, with a request to add appropriate validation codes to database. Complete this step after verifying that validation codes have been added to database correctly.

RID	Sample Date	Parameter	[Blank]	[Sample]	Validation Code/Flag Applied	Code/Flag verified in database? *

*See validation procedures to determine which associated data need to be flagged and include on *Validation Codes Form*.

Total number of occurrences: 0

Step 5 Completed *Initials: SJK Date: 8/21/2024*

Step 6: Validate Holding Times Violations

Were any samples submitted that did not meet specified holding times? Yes No

If no, proceed; if yes, list results that need to have validation codes applied in the database save these results as an excel file and forward to QA officer or Program Manager with a request to add appropriate validation codes to database. Complete this step after verifying that validation codes/flags have been added to database.

RID	Sample Date	Parameter	[Blank]	[Sample]	Validation Code/Flag Applied	Code/Flag verified in database to ALL associated data?*
Rio Grande North	6/26/2024	Tetrahydrofuran		yes	H	Yes
Rio Grande North	6/26/2024	Dieldrin		yes	H	Yes

*See validation procedures to determine which associated data need to be flagged.

*Note – Lab reports lists pH with hold time flag. Database uses field data reported pH, so this is hold time is not applicable. The BOD has a hold time flag. The Rio Grande North sample was held until the CMC was sure the monitoring event was a qualifying storm event. This led to the hold time flag for BOD.

Total number of occurrences: 2

Step 6 Completed *Initials: SJJ Date: 8/21/2024*

Step 7: Validate Replicate/Duplicate Results (if applicable)

Were any replicate/duplicate pairs submitted outside of the established control limit of 20%?

Yes No

If no, proceed; if yes, list results that need to have validation codes applied in the database save these results as an excel file and forward to QA officer or Program Manager with a request to add appropriate validation codes to database. Complete this step after verifying that validation codes/flags have been added to database.

RID Pairs		Replicate or Duplicate?	Sample Date	Parameter	RPD	Validation Code/Flag Applied	Code/Flag verified in database applied?*
Rio Grande North	Lab Duplicate	Lab Duplicate	6/26/2024	Dieldrin		yes	*+
Rio Grande North	Lab Duplicate	Lab Duplicate	6/26/2024	5 Semivolatile Organic Compounds		yes	*+

Total number of occurrences: 6

Step 7 Completed *Initials: SJJ Date: 8/21/2024*

After all of the above steps have been completed, save and print the worksheet, attach all applicable supplemental information and sign below.

I acknowledge that the data verification and validation process has been completed for the data identified above in accordance with the procedures described in the CMC QAPP, SOP #2



8/21/2024

Data Verifier/Validator Signature

Date

COMPLETION OF DATA VERIFICATION AND VALIDATION PROCESS

Once the data verification and validation process has been completed for the entire study (note: if the worksheet is for a subset of the data from a study, be sure ALL the data for the entire study is included before final completion of the data verification and validation process), notify the NMSQUID administrator that the process is complete and request that “V V in STORET” be added to the project title.

Once all data have been verified and validated for a study provide copies of ALL *Data Verification and Validation Worksheets* and attachments associated with the study to the Quality Assurance Officer and retain originals in the project binder.

Attachment 1.2 SWQB Validation Codes

When deficiencies are identified through the data verification and validation process, AMAFCA documents or “flags” the deficiencies by assigning validation codes. All data collected from the last compliant QC sample and up to the next compliant QC sample are assigned validation codes. The validation code alerts the data user that the results are outside QA control limits and may require re-sampling or a separate, qualitative analysis based on professional judgment.

Validation Code	Definition	WQX Equivalent
A1	Sample not collected according to SOP	
B1	Chemical was detected in the field blank at a concentration less than 5% of the sample concentration.	
BN	Blanks NOT collected during sampling run	
BU	Detection in blank. Analyte was not detected in this sample above the method's sample detection limit.	BU
RB1	Chemical was detected in the field blank at a concentration greater than or equal to 5% of the sample concentration. Results for this sample are rejected because they may be the result of contamination; the results may not be reported or used for regulatory compliance purposes.	B
R1	Rejected due to incorrect sample preservation	R
R2	Rejected due to equipment failure in the field	R
R3	Rejected based on best professional judgment	R
D1	Spike recovery not within method acceptance limits	
F1	Sample filter time exceeded	
J1	Estimated: the analyte was positively identified and the associated value is an approximate concentration of the analyte in the sample	J
K1	Holding time violation	H
Ea	Estimated-Incubation temperature between 35.5 and 38.0° Celsius	
Er	Rejected-Incubation temperature < 34.5 or >38.0° Celsius	
PD1	Percent difference between duplicate samples excessive	
S1	Per SLD, uncertainties (sigmas) are expressed as one standard deviation, i.e. one standard error. Small negative or positive values that are less than two standard deviations should be interpreted as “less than the detection limit.”	
S2	Data are suspect but deemed usable based on best professional judgment; documentation of justification is required and should be included in the Data Verification and Validation Packet and reported with results	
Z1	Macroinvertebrate data did not meet QC criteria specified in Section 2.5 of QAPP	
H1	Habitat data did not meet QC criteria specified in Section 2.5 of QAPP	

Attachment 1.1 Water Quality Sample Data Verification and Validation Worksheet

Study Name: Compliance Monitoring Cooperative (CMC)

Year: FY 2024 (June 2024 – Dry Season Sample)

Project Coordinator: For Data Review and Reporting – SJG, BHI

V&V Reviewer: SJG

Data covered by this worksheet: Alameda – 6/26/2024– E. coli Only Sample

Version of Verification/Validation Procedures: QAPP –AMAFCA SOP #5 (7/2022)

Step 1: Verify Field Data

A. Are all Field Data forms present and complete? Yes No

If yes, proceed; if no, attempt to locate missing forms, then indicate any remaining missing forms and action taken.

Missing Field Data Forms	Action Taken
_____	_____
_____	_____

Total number of occurrences: 0

B. Are station name and ID, and sampling date and time on forms consistent with database? Yes No

If yes, proceed; if no, indicate errors identified, correct errors in database and re-verify.

Station and Parameter	Action Taken	Re-verified?
_____	_____	_____
_____	_____	_____

Total number of occurrences: 0

C. Are field data on forms consistent with database? Yes No

If yes, proceed; if no, indicate errors identified, correct errors in database and re-verify.

Station	Sampling Date	Parameter(s) Corrected	Re-verified?
_____	_____	_____	_____
_____	_____	_____	_____

Total number of occurrences: 0

D. Are RIDs correct and associated with the correct analytical suite, media subdivision (e.g. surface water, municipal waste, etc.) and activity type (e.g. Field observation, Routine sample, QA sample etc.)?

Yes No

If yes, proceed; if no, indicate errors identified, correct errors in database and re-verify

Station/RID	Sampling Date	RID Corrected	Re-verified?

Total number of occurrences: 0

Step 1 Completed *Initials: SJJ Date: 8/13/2024*

Step 2: Verify Data Deliverables

A. Have all data in question been delivered? Yes No

If yes, proceed; if no, indicate RIDs with missing data (samples or blanks) or attach report with applicable RIDs highlighted. Contact data source and indicate action taken. Complete this step upon receipt of all missing data.

RID	Submittal Date	Missing Data/Parameters	Date of Initial Verification	Date Missing Data Were Received

Total number of occurrences: 0

B. Do all of the analytical suites have the correct number and type of analytes. Yes No

If yes, proceed; if no, indicate RIDs with missing or incorrect analyte(s) or attach report with applicable RIDs highlighted. Contact data source and indicate action taken.

RID	Submittal Date	Missing or Incorrect Parameters	Action Taken	Re-verified?

Step 2 Completed *Initials: SJJ Date: 8/13/2024*

Step 3: Verify Flow Data

*Note – Not Applicable – no flow data provided with CMC sample collection

A. Identify incorrect or missing data on the flow calculation spreadsheet and correct errors.

Station	Sampling Date	Flow data missing or incorrect?
_____	_____	_____
_____	_____	_____

Total number of occurrences: 0

B. Identify incorrect or missing discharge measurements, correct errors in database and re-verify.

Station	Sampling Date	Flow data missing or incorrect?	Re-verified?
_____	_____	_____	_____
_____	_____	_____	_____

Total number of occurrences: 0

Not Applicable
 Step 3 Completed Initials: SJG Date: 8/13/2024

Step 4: Verify Analytical Results for Missing Information or Questionable Results

Were any results with missing/questionable information identified? Yes No

If no, proceed; if yes, indicate results with missing information or questionable results or attach report. Contact data source and indicate action taken. Complete this step upon receipt of missing information or clarification of questionable results (clarify questionable results only, DO NOT change results without written approval (from lab or QA officer) and associated documentation).

RID	Sample Date	Missing or Questionable Information/Results	Action Taken
	6/26/2024	DO field data, collection protocol may have resulted in low DO reading.	Have reached out to the sampler to determine if there were any issues during sampling that could account for the low DO reading.

Total number of occurrences: 1

Step 4 Completed *Initials: SJG Date: 8/13/2024*

Step 5: Validate Blanks Results

Were any analytes of concern detected in blank samples? Yes No

If no, proceed; if yes, list results that need to have validation codes applied in the database save these results as an excel file and forward to QA officer or Program Manager, with a request to add appropriate validation codes to database. Complete this step after verifying that validation codes have been added to database correctly.

RID	Sample Date	Parameter	[Blank]	[Sample]	Validation Code/Flag Applied	Code/Flag verified in database? *

*See validation procedures to determine which associated data need to be flagged and include on *Validation Codes Form*.

Total number of occurrences: 0

Step 5 Completed *Initials: SJG Date: 8/13/2024*

Step 6: Validate Holding Times Violations

Were any samples submitted that did not meet specified holding times? Yes No

If no, proceed; if yes, list results that need to have validation codes applied in the database save these results as an excel file and forward to QA officer or Program Manager with a request to add appropriate validation codes to database. Complete this step after verifying that validation codes/flags have been added to database.

RID	Sample Date	Parameter	[Blank]	[Sample]	Validation Code/Flag Applied	Code/Flag verified in database to ALL associated data?*

*See validation procedures to determine which associated data need to be flagged.

Total number of occurrences: 0

Step 6 Completed *Initials: SJG Date: 8/13/2024*

Step 7: Validate Replicate/Duplicate Results (if applicable)

Were any replicate/duplicate pairs submitted outside of the established control limit of 20%?

Yes No

If no, proceed; if yes, list results that need to have validation codes applied in the database save these results as an excel file and forward to QA officer or Program Manager with a request to add appropriate validation codes to database. Complete this step after verifying that validation codes/flags have been added to database.

RID Pairs	Replicate or Duplicate?	Sample Date	Parameter	RPD	Validation Code/Flag Applied	Code/Flag verified in database applied?*

N/A – no duplicate/replicate results

Total number of occurrences: 0

Step 7 Completed *Initials: SJK Date: 8/13/2024*

After all of the above steps have been completed, save and print the worksheet, attach all applicable supplemental information and sign below.

I acknowledge that the data verification and validation process has been completed for the data identified above in accordance with the procedures described in the CMC QAPP, SOP #2



8/13/24

 Data Verifier/Validator Signature

 Date

COMPLETION OF DATA VERIFICATION AND VALIDATION PROCESS

Once the data verification and validation process has been completed for the entire study (note: if the worksheet is for a subset of the data from a study, be sure ALL the data for the entire study is included before final completion of the data verification and validation process), notify the NMSQUID administrator that the process is complete and request that “V V in STORET” be added to the project title.

Once all data have been verified and validated for a study provide copies of ALL *Data Verification and Validation Worksheets* and attachments associated with the study to the Quality Assurance Officer and retain originals in the project binder.

Attachment 1.2 SWQB Validation Codes

When deficiencies are identified through the data verification and validation process, AMAFCA documents or “flags” the deficiencies by assigning validation codes. All data collected from the last compliant QC sample and up to the next compliant QC sample are assigned validation codes. The validation code alerts the data user that the results are outside QA control limits and may require re-sampling or a separate, qualitative analysis based on professional judgment.

Validation Code	Definition	WQX Equivalent
A1	Sample not collected according to SOP	
B1	Chemical was detected in the field blank at a concentration less than 5% of the sample concentration.	
BN	Blanks NOT collected during sampling run	
BU	Detection in blank. Analyte was not detected in this sample above the method's sample detection limit.	BU
RB1	Chemical was detected in the field blank at a concentration greater than or equal to 5% of the sample concentration. Results for this sample are rejected because they may be the result of contamination; the results may not be reported or used for regulatory compliance purposes.	B
R1	Rejected due to incorrect sample preservation	R
R2	Rejected due to equipment failure in the field	R
R3	Rejected based on best professional judgment	R
D1	Spike recovery not within method acceptance limits	
F1	Sample filter time exceeded	
J1	Estimated: the analyte was positively identified and the associated value is an approximate concentration of the analyte in the sample	J
K1	Holding time violation	H
Ea	Estimated-Incubation temperature between 35.5 and 38.0° Celsius	
Er	Rejected-Incubation temperature < 34.5 or >38.0° Celsius	
PD1	Percent difference between duplicate samples excessive	
S1	Per SLD, uncertainties (sigmas) are expressed as one standard deviation, i.e. one standard error. Small negative or positive values that are less than two standard deviations should be interpreted as “less than the detection limit.”	
S2	Data are suspect but deemed usable based on best professional judgment; documentation of justification is required and should be included in the Data Verification and Validation Packet and reported with results	
Z1	Macroinvertebrate data did not meet QC criteria specified in Section 2.5 of QAPP	
H1	Habitat data did not meet QC criteria specified in Section 2.5 of QAPP	